



Inspired by design

Edge clips were originally developed for a luxury car. Its cables needed to be routed precisely along an edge where neither drilling nor welding was permitted. The resulting fastener solved the problem so perfectly, this smart cable routing solution was quickly adapted to other models across the world. Today, HellermannTyton makes approximately 90 different edge clips for a wide range of industries.

Technical Information	14
Cable Ties.....	20
Self Affixing Cable Ties	87
Bundle Separators.....	133
Cable Tie Mounts.....	139
Heavy Duty Cable Tie Mounts	158
Clips	173
Self Affixing Clips.....	178
Clamps	195
Self Affixing Clamps.....	222

Bundling and Securing

Material Specification Overview

Material	Material Shortcut	Operating Temperature	Color**	Flammability	Material Properties*	Specifications
Ethylene chlorotrifluoroethylene	E/CTFE	-105°F to +302°F (-76°C to +150°C)	Red (RD)	UL 94 V0	Resistance to radioactivity UV resistant, not moisture sensitive Good chemical resistance to acids, bases, oxidizing agents	
Ethylentetrafluoroethylene	E/TFE	-112°F to +302 °F (-80°C to +150°C)	Blue (BU)	UL 94 V0	Resistance to radioactivity Outstanding UV resistance, not moisture sensitive Good chemical resistance to acids, bases, oxidizing agents	ASTM D-3159 Type 1 Grade 1UL 2043
Polyacetal	POM	-40°F to +194°F (-40°C to +90°C)	Natural (NA)	UL 94 HB	Limited brittleness sensitivity Flexible at low temperature Not moisture sensitive Robust on impact Not recommended for UV resistance	ASTM D6778 POM 0213
Polyacetal, UV stabilized	POMUV	-40°F to +221°F (-40°C to +105°C)	Natural (NA)	UL 94 HB	Limited brittleness sensitivity Flexible at low temperature Not moisture sensitive Robust on impact Excellent UV resistance	
Polyamide 12	PA12	-40°F to +248°F (-40°C to +120°C)	Black (BK)	UL 94 HB	Good chemical resistance to acids, bases, oxidizing agents Excellent UV resistance	ASTM D-4066PA411
Polyamide 4.6	PA46	-40°F to +266°F (-40°C to +130°C)	Brown (BN), Gray (GY), Natural (NA)	UL 94 V2	Resistance to high temperatures Very moisture sensitive Low smoke sensitivity Poor UV resistance	ASTM D-4066PA0922
Polyamide 6	PA6	-40°F to +176°F (-40°C to +80°C)	Black (BK)	UL 94 V2	High yield strength	
Polyamide 6.6	PA66	-40°F to +185°F (-40°C to +85°C)	Black (BK), Natural (NA)	UL 94 V2	High yield strength Poor UV resistance	ASTM D-4066PA0111FDA CFR177.1500
Polyamide 6.6, heat stabilized, glass fiber reinforced	PA66GF30	-40°F to +284°F (-40°C to +140°C)	Black (BK), Natural (NA)	UL 94 HB	High yield strength Poor UV resistance	UL
Polyamide 6.6, high impact modified, heat and UV stabilized, proprietary blend	PA66HIR-HSUVR5	-40°F to +230°F (-40°C to +110°C)	Black (BK)	UL 94 HB	Limited brittleness sensitivity Higher flexibility at low temperature Modified elevated maximum temperature High yield strength, Very good UV resistance	ASTM D-4066PA0151
Polyamide 6.6, high impact modified, heat stabilized	PA66HIRHS	-40°F to +230°F (-40°C to +110°C)	Black (BK)	UL 94 HB	Limited brittleness sensitivity Higher flexibility at low temperature Modified elevated maximum temperature Very good UV resistance	ASTM D-4066PA0161
Polyamide 6.6, high impact modified, heat stabilized, glass fiber reinforced	PA-66HIRHSGF	-40°F to +257°F (-40°C to +125°C)	Black (BK), Natural (NA), Green (GN), Blue (BU), Red (RD)	UL 94 HB	High yield strength Poor UV resistance	
Polyamide 6.6, with metal particles	PA66MP	-40°F to +185°F (-40°C to +85°C)	Blue (BU)	UL 94 HB	High yield strength Metal and X-Ray detectable	
Polyamide 6.6 glass fiber reinforced	PA66GF15	-40°F to +284°F (-40°C to +140°C)	Black (BK), Natural (NA)	UL 94 HB	High yield strength Poor UV resistance	UL
Polyamide 6.6 glass filled impact modified heat stabilized	PA66GF13	-40°F to +284°F (-40°C to +140°C)	Black (BK), Natural (NA)	UL 94 HB	High yield strength Poor UV resistance	UL

*These details are only guide values. They should not be regarded as a exhaustive material specification and are no substitute for suitability tests. Please see our datasheets for further details.

**Additional colors available on request.

HF = Halogen free

LFH = Limited Fire Hazard

RoHS = Restriction of Hazardous Substances

Bundling and Securing

Material Specification Overview

Material	Material Shortcut	Operating Temperature	Color**	Flammability	Material Properties*	Specifications
Polyamide 6.6 heat stabilized	PA66HS	-40°F to +257°F (-40°C to +125°C)	Black (BK), Natural (NA)	UL 94 V2	High yield strength Modified elevated maximum temperature Poor UV resistance	ASTM D-4066PA0121
Polyamide 6.6 high impact modified, heat and UV stabilized	PA66HIR-HSUV	-40°F to +230°F (-40°C to +110°C)	Black (BK)	UL 94 HB	Limited brittleness sensitivity Higher flexibility at low temperature Modified elevated maximum temperature High yield strength Very good UV resistance	ASTM D-4066PA0151UL
Polyamide 6.6 V0	PA66V0	-40°F to +212°F (-40°C to +100°C)	White (WH)	UL 94 V0	High yield strength Low smoke emission	ASTM D-4066PA0110
Polyaryletherketone	PAEK	-67°F to +392°F (-55°C to +200°C)	Beige (BGE)	UL 94 V0	Resistance to radioactivity Not moisture sensitive Good chemical resistance to acids, bases, oxidizing agents Poor UV resistance	21CFR 177.2415EEC 93/9/ EEC 151G
Polyetheretherketone	PEEK	-67°F to +464°F (-55°C to +240°C)	Beige (BGE)	UL 94 V0	Resistance to radioactivity Not moisture sensitive Good chemical resistance to acids, bases, oxidizing agents	DNV GL EN 62275:2009VDE DIN EN 62275:2016- 0121CFR 177.2415EEC 93/9/ EEC 151G
Polyethylene	PE	-40°F to +220°F (-40°C to +104°C)		UL 94 V2	Moderate yield strength Not moisture sensitive Good chemical resistance to acids, bases and solvents	
Polyphenylene sulfide	PPS	-40°F to +302°F (-40°C to +150°C)	Black (BK), Gray (GY)	UL 94 HB	Good UV resistance	
Polypropylene	PP	-40°F to +239°F (-40°C to +115°C)	Black (BK), Natural (NA)	UL 94 HB	Floats in water Moderate yield strength Good chemical resistance to acids, bases and solvents Good UV resistance	ASTM D-4101PP0327
Polypropylene 20% talcum	PPT20	-40°F to +149°F (-40°C to +65°C)		UL 94 HB	Low moisture absorption Good chemical resistance to most acids, bases, alcohol, oils	
Polyvinylchloride	PVC	+122°F (+50°C)	Black (BK), Natural (NA)	UL 94 V0	Low moisture absorption Good chemical resistance to acids, bases, salts, alcohol, oils	
Stainless steel	SS304, SS316	-112°F to +1000°F (-80°C to +538°C)	Metal (ML)	Non-Burning	Corrosion resistant Antimagnetic Weather resistant Outstanding chemical resistance	
Thermoplastic elastomer	TPE	-40°F to +122°F (-40°C to +50°C)		UL 94 HB	Low moisture absorption Good chemical resistance to acids, bases, salts, alcohol, oils	
Thermoplastic vulcanized rubber	TPV	-40°F to +194°F (-40°C to +90°C)	Black (BK)	UL 94 HB	High elasticity Good chemical resistance to acids, bases and oxidizing agents No UV resistance	

*These details are only guide values. They should not be regarded as a exhaustive material specification and are no substitute for suitability tests. Please see our datasheets for further details.

**Additional colors available on request.

HF = Halogen free

LFH = Limited Fire Hazard

RoHS = Restriction of Hazardous Substances

Bundling and Securing

Chemical Resistance of Various Plastics

A = resistant

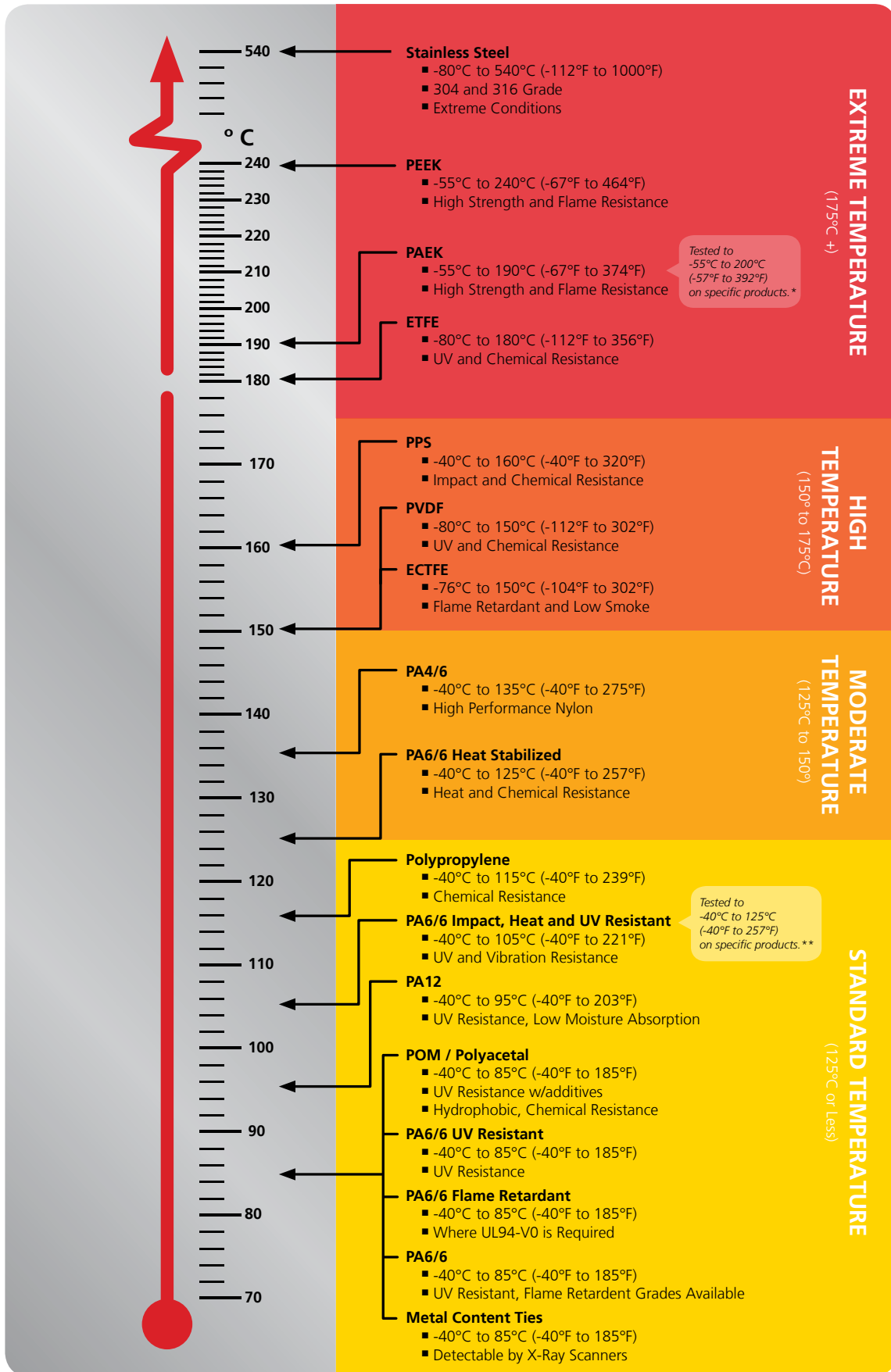
B = partly resistant

C = not resistant

N/A = not applicable

These values are only rough guides. They should not be regarded as a material specification and are no substitute for a suitability test. Please see our technical datasheets for further details.

	Conc (%)	Temp. (°C)	MATERIAL SHORTCUT									
			PA66	PA46	PA12	PA11	POM	PP	ETFE	TPV	PAEK	PPS
Acetaldehyde	90	52°	B	B	N/A	C	N/A	A	A	B	A	N/A
Acetic Acid	5	23°	B	B	B	B	A	A	A	A	A	N/A
Acetone	100	23°	A	A	A	A	B	A	A	B	A	A
Ammonium chloride	10	52°	C	B	N/A	N/A	N/A	A	A	N/A	N/A	N/A
Benzaldehyde	N/A	23°	A	B	N/A	A	N/A	N/A	A	C	A	N/A
Benzene	100	23°	A	A	A	A	B	B	A	C	A	N/A
Bromine	100	23°	C	C	C	C	N/A	C	A	N/A	N/A	N/A
Calcium chloride	5	60°	A	A	N/A	A	A	A	A	A	A	A
Carbon tetrachloride	100	23°	A	A	B	C	B	C	A	C	N/A	N/A
Chlorine water	Dilute	23°	C	C	N/A	C	N/A	N/A	A	C	N/A	N/A
Chloroform	100	23°	B	C	C	N/A	C	C	A	C	N/A	N/A
Chromic acid	10	23°	C	C	N/A	C	B	A	A	C	A	N/A
Copper sulfate	10	23°	A	A	A	A	A	A	A	N/A	N/A	N/A
Cyclohexanone	100	23°	A		N/A	C	N/A	B	A	B	A	N/A
Diethyl ether	100	23°	A	A	A	A	A	N/A	A	N/A	A	A
Engine oil	100	23°	N/A	N/A	A	A	A	A	A	B	A	A
Ethyl acetate	95	50°	A	A	A	A	B	B	A	B	A	N/A
Ethylene glycol	N/A	23°	A	A	N/A	N/A	N/A	A	A	A	N/A	A
Ether	N/A	23°	A	A	A	N/A	A	N/A	N/A	B	N/A	N/A
Formic acid	98	23°	C	C	C	C	B	A	A	B	N/A	N/A
Gasoline	N/A	23°	A		N/A	A	N/A	B	A	C	N/A	A
Hydrochloric acid	Dilute	23°	C	C	C	B	C	A	A	A	A	A
Hydrogen peroxide	5	43°	C	C	N/A	B	C	A	A	B	N/A	N/A
Methyl alcohol	100	23°	A	N/A	N/A	N/A	A	A	A	A	N/A	A
Methyl isobutyl ketone	100	23°	A	N/A	N/A	N/A	A	N/A	A	N/A	N/A	N/A
Nitric acid	10	23°	C	C	C	C	C	A	A	B	A	A
Petroleum	N/A	23°	A	A	A	A	A	B	A	B	A	A
Phenol	90	23°	C	C	C	C	C	A	A	C	N/A	N/A
Potassium hydroxide	30	98°	B	B	B	C	A	A	A	A	A	N/A
Potassium permanganate	5	23°	C	C	C	C	A	A	A	B	A	N/A
Sodium acetate	60	38°	A	N/A	N/A	C	N/A	A	A	A	N/A	N/A
Sodium chloride	10	23°	A	A	A	A	A	A	A	A	N/A	N/A
Sodium hydroxide	10	23°	A	A	A	A	A	A	A	A	N/A	A
Sulfuric acid	30	23°	C	C	B	B	C	A	A	B	A	A
Toluene	100	50°	A	A	A	A	A	C	A	C	A	A
Xylene	100	23°	A	A	A	A	A	C	A	C	A	A



* Ratchet P-Clamps, Cable Ties and Fir Tree Assemblies
 ** Ratchet P-Clamps

Quality Certifications, Specification & Warranty

ISO 9001

The International Standards Organization (ISO) establishes worldwide standards for products and services in recognition of increasing globalization of markets. The ISO program determines the requirements for the quality assurance programs. HellermannTyton has achieved ISO 9001 certifications at all of its U.S. locations.

AS9100

AS9100 is a recognized standard for manufacturers maintaining a strict Quality Management System servicing the aerospace industry. HellermannTyton has achieved and maintains registration to this standard.

ISO/TS16949

ISO/TS16949 is a recognized standard for manufacturers maintaining a strict Quality Management System servicing the automotive industry. HellermannTyton has achieved and maintains certification to this standard.

International Electro-Technical Commision (IEC)

Representatives from key industry suppliers participate in creating standards that provide continuous improvement for products and services. HellermannTyton chaired the committee that created standard 62275 (replaced 1565) for Wire Positioning Devices.


ISO 14001

ISO/TS16949 is a recognized standard for manufacturers maintaining a strict Quality Management System servicing the automotive industry. HellermannTyton has achieved and maintains certification to this standard.

RoHS/WEEE

The scope of the European Union's Restriction of Hazardous Substances (RoHS) and the Waste Electrical and Electronic Equipment (WEEE) directives covers all electrical and electronic equipment and their components sold into the European Union. Throughout this catalog, you will see designations where materials are RoHS compliant.

In addition to the IEC62275, we are proud to offer our customers products which have been certified by well-known and independent laboratories such as:



For California Proposition 65 information, please see our website.

Warranty Policy


HellermannTyton products are warranted to be free from defects in material and workmanship at the time sold by us; but our obligation under this warranty and that of the seller is limited to the replacement of the product, and neither we nor the seller are bound by any other warranty, expressed, implied or statutory. Under no circumstances are we or the seller liable for any loss, damage, expenses or consequential damages of any kind arising out of the use and/or inability to use these products. All are sold with the understanding that the user will test them in actual use and determine their adaptability for the intended use.

Optimum storage conditions for cable ties made of Polyamide (PA)

HellermannTyton cable ties and mounts are manufactured from high-quality polyamide (PA.) This industrial synthetic material is mainly processed using injection molding, but can also be extruded.

Polyamide is a hygroscopic material. This means that the material absorbs and loses moisture. For optimum handling of cable ties it is important that the material is in a condition of equilibrium with a water content of approximately 2.5%.


The packaging used by HellermannTyton ensures that the water content in the material remains constant. Therefore, it is important to store the products in their original packaging to preserve the quality of the ties and mounts.



Once opened you should use the ties as quickly as possible




Do not expose the product to direct sunlight




Store the product away from direct sources of heat

Ideal storage conditions:



73°F



50% relative humidity



Bundling and Securing

Cable Ties

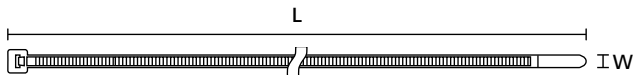

Standard Cable Ties

T18 - T30 Series in Natural and Black

T-Series Cable Ties feature inside serrations to provide a positive hold on wire and cable bundles. The head design guarantees high tensile strength and a low insertion force. The bent tail design allows quick and simple installations by hand. For high-volume applications, tensioning tools are available to ensure consistent and safe installation.

Features and Benefits

- Engineered and manufactured for maximum performance and quality.
- Made from 100% high-quality plastic to ensure efficient recycling.
- Inside serration for a strong grip onto bundles.
- Easy application either manually or with a tensioning tool.
- Bent tail allows for simpler insertion.



PART NO.	TYPE	Min. Tensile Strength lbs. (N)	Length (L) in. (mm)	Max. Bundle Diameter in. (mm)	Width (W) in. (mm)	Material	Color	Pkg. Qty.
T18I0C2*	T18I	18.0 (80.0)	5.5 (140.0)	1.4 (35.0)	0.1 (2.5)	PA66	Black	100
T18I0M4*		18.0 (80.0)	5.5 (140.0)	1.4 (35.0)	0.1 (2.5)	PA66	Black	1000
T18I9C2*		18.0 (80.0)	5.5 (140.0)	1.4 (35.0)	0.1 (2.5)	PA66	Natural	100
T18I9M4*		18.0 (80.0)	5.5 (140.0)	1.4 (35.0)	0.1 (2.5)	PA66	Natural	1000
T18L0C2*	T18L	18.0 (80.0)	8.0 (205.0)	2.2 (55.0)	0.1 (2.5)	PA66	Black	100
T18L0M4*		18.0 (80.0)	8.0 (205.0)	2.2 (55.0)	0.1 (2.5)	PA66	Black	1000
T18L9C2*		18.0 (80.0)	8.0 (205.0)	2.2 (55.0)	0.1 (2.5)	PA66	Natural	100
T18L9M4*		18.0 (80.0)	8.0 (205.0)	2.2 (55.0)	0.1 (2.5)	PA66	Natural	1000
T18R0C2*	T18R	18.0 (80.0)	4.0 (100.0)	0.9 (22.0)	0.1 (2.5)	PA66	Black	100
T18R0M4*		18.0 (80.0)	4.0 (100.0)	0.9 (22.0)	0.1 (2.5)	PA66	Black	1000
T18R9C2*		18.0 (80.0)	4.0 (100.0)	0.9 (22.0)	0.1 (2.5)	PA66	Natural	100
T18R9M4*		18.0 (80.0)	4.0 (100.0)	0.9 (22.0)	0.1 (2.5)	PA66	Natural	1000
T18S0C2*	T18S	18.0 (80.0)	3.3 (83.0)	0.6 (16.0)	0.1 (2.3)	PA66	Black	100
T18S0M4*		18.0 (80.0)	3.3 (83.0)	0.6 (16.0)	0.1 (2.3)	PA66	Black	1000
T18S9C2*		18.0 (80.0)	3.3 (83.0)	0.6 (16.0)	0.1 (2.3)	PA66	Natural	100
T18S9M4*		18.0 (80.0)	3.3 (83.0)	0.6 (16.0)	0.1 (2.3)	PA66	Natural	1000

Dimensions are approximate and subject to technical changes. Use Part No. for ordering and Type for specification purposes.

Installation tools: EVO7, EVO7SP, EVO9, EVO9HT, MK7P, MK7HT, MK9P. EVO9 and MK9P cannot be used with T18S cable ties. Military black available. Contact HellermannTyton for more information.

*This product meets UL standards. Please see appendix for specific file numbers.



Please note! Not all products listed on this page may have this approval. Please check our website for latest approvals.

Standard Cable Ties

T18 - T30 Series in Natural and Black

PART NO.	TYPE	Min. Tensile Strength lbs. (N)	Length (L) in. (mm)	Max. Bundle Diameter in. (mm)	Width (W) in. (mm)	Material	Color	Pkg. Qty.
T30L0C2*	T30L	30.0 (135.0)	7.8 (198.0)	2.0 (50.0)	0.1 (3.6)	PA66	Black	100
T30L0M4*		30.0 (135.0)	7.8 (198.0)	2.0 (50.0)	0.1 (3.6)	PA66	Black	1000
T30L9C2*		30.0 (135.0)	7.8 (198.0)	2.0 (50.0)	0.1 (3.6)	PA66	Natural	100
T30L9M4*		30.0 (135.0)	7.8 (198.0)	2.0 (50.0)	0.1 (3.6)	PA66	Natural	1000
T30LL0C2*	T30LL	30.0 (135.0)	11.4 (290.0)	3.2 (80.0)	0.1 (3.6)	PA66	Black	100
T30LL0M4*		30.0 (135.0)	11.4 (290.0)	3.2 (80.0)	0.1 (3.6)	PA66	Black	1000
T30LL9C2*		30.0 (135.0)	11.4 (290.0)	3.2 (80.0)	0.1 (3.6)	PA66	Natural	100
T30LL9M4*		30.0 (135.0)	11.4 (290.0)	3.2 (80.0)	0.1 (3.6)	PA66	Natural	1000
T30R0C2*	T30R	30.0 (135.0)	5.8 (148.0)	1.4 (35.0)	0.1 (3.6)	PA66	Black	100
T30R0M4*		30.0 (135.0)	5.8 (148.0)	1.4 (35.0)	0.1 (3.6)	PA66	Black	1000
T30R9C2*		30.0 (135.0)	5.8 (148.0)	1.4 (35.0)	0.1 (3.6)	PA66	Natural	100
T30R9M4*		30.0 (135.0)	5.8 (148.0)	1.4 (35.0)	0.1 (3.6)	PA66	Natural	1000
T30XL0C2*	T30XL	30.0 (135.0)	14.0 (365.0)	4.1 (104.9)	0.1 (3.6)	PA66	Black	100
T30XL0M4*		30.0 (135.0)	14.0 (365.0)	4.1 (104.9)	0.1 (3.6)	PA66	Black	1000
T30XL9C2*		30.0 (135.0)	14.0 (365.0)	4.1 (104.9)	0.1 (3.6)	PA66	Natural	100
T30XL9M4*		30.0 (135.0)	14.0 (365.0)	4.1 (104.9)	0.1 (3.6)	PA66	Natural	1000

Dimensions are approximate and subject to technical changes. Use Part No. for ordering and Type for specification purposes.

Installation tools: EVO7, EVO7SP, EVO9, EVO9HT, MK7P, MK7HT, MK9P, EVO9 and MK9P cannot be used with T18S cable ties. Military black available. Contact HellermannTyton for more information.

*This product meets UL standards. Please see appendix for specific file numbers.



Please note! Not all products listed on this page may have this approval. Please check our website for latest approvals.

Bundling and Securing

Cable Ties

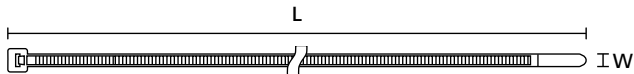

Standard Cable Ties

T40 - T50 Series in Natural and Black

T-Series Cable Ties feature inside serrations to provide a positive hold on wire and cable bundles. The head design guarantees high tensile strength and a low insertion force. The bent tail design allows quick and simple installations by hand. For high-volume applications, tensioning tools are available to ensure consistent and safe installation.

Features and Benefits

- Engineered and manufactured for maximum performance and quality.
- Made from 100% high-quality plastic to ensure efficient recycling.
- Inside serration for a strong grip onto bundles.
- Easy application either manually or with a tensioning tool.
- Bent tail allows for simpler insertion.



PART NO.	TYPE	Min. Tensile Strength lbs. (N)	Length (L) in. (mm)	Max. Bundle Diameter in. (mm)	Width (W) in. (mm)	Material	Color	Pkg. Qty.
T40R0C2*	T40R(U)	40.0 (180.0)	8.3 (212.0)	2.2 (55.9)	0.2 (4.0)	PA66	Black	100
T40R0M4*		40.0 (180.0)	8.3 (212.0)	2.2 (55.9)	0.2 (4.0)	PA66	Black	1000
T40R9C2*		40.0 (180.0)	8.3 (212.0)	2.2 (55.9)	0.2 (4.0)	PA66	Natural	100
T40R9M4*		40.0 (180.0)	8.3 (212.0)	2.2 (55.9)	0.2 (4.0)	PA66	Natural	1000
T40I0C2*	T40I	40.0 (180.0)	11.6 (295.0)	3.2 (80.0)	0.2 (4.0)	PA66	Black	100
T40I0M4*		40.0 (180.0)	11.6 (295.0)	3.2 (80.0)	0.2 (4.0)	PA66	Black	1000
T40I9C2*		40.0 (180.0)	11.6 (295.0)	3.2 (80.0)	0.2 (4.0)	PA66	Natural	100
T40I9M4*		40.0 (180.0)	11.6 (295.0)	3.2 (80.0)	0.2 (4.0)	PA66	Natural	1000
T40L0C2*	T40L	40.0 (180.0)	14.6 (370.0)	4.1 (104.9)	0.2 (4.0)	PA66	Black	100
T40L0M4*		40.0 (180.0)	14.6 (370.0)	4.1 (104.9)	0.2 (4.0)	PA66	Black	1000
T40L9C2*		40.0 (180.0)	14.6 (370.0)	4.1 (104.9)	0.2 (4.0)	PA66	Natural	100
T40L9M4*		40.0 (180.0)	14.6 (370.0)	4.1 (104.9)	0.2 (4.0)	PA66	Natural	1000
T50S0C2*	T50S	50.0 (225.0)	6.3 (160.0)	1.4 (35.0)	0.2 (4.6)	PA66	Black	100
T50S0M4*		50.0 (225.0)	6.3 (160.0)	1.4 (35.0)	0.2 (4.6)	PA66	Black	1000
T50S9C2*		50.0 (225.0)	6.3 (160.0)	1.4 (35.0)	0.2 (4.6)	PA66	Natural	100
T50S9M4*		50.0 (225.0)	6.3 (160.0)	1.4 (35.0)	0.2 (4.6)	PA66	Natural	1000

Dimensions are approximate and subject to technical changes. Use Part No. for ordering and Type for specification purposes.

Installation tools: EVO7, EVO7SP, EVO9, EVO9HT, MK7P, MK7HT, MK9P. Military black available. Contact HellermannTyton for more information. *This product meets UL standards. Please see appendix for specific file numbers. *This product meets UL standards. Please see appendix for specific file numbers.



Please note! Not all products listed on this page may have this approval. Please check our website for latest approvals.

Standard Cable Ties

T40 - T50 Series in Natural and Black

PART NO.	TYPE	Min. Tensile Strength lbs. (N)	Length (L) in. (mm)	Max. Bundle Diameter in. (mm)	Width (W) in. (mm)	Material	Color	Pkg. Qty.
T50R0C2*	T50R	50.0 (225.0)	8.0 (202.0)	2.0 (50.0)	0.2 (4.6)	PA66	Black	100
T50R0M4*		50.0 (225.0)	8.0 (202.0)	2.0 (50.0)	0.2 (4.6)	PA66	Black	1000
T50R9C2*		50.0 (225.0)	8.0 (202.0)	2.0 (50.0)	0.2 (4.6)	PA66	Natural	100
T50R9M4*		50.0 (225.0)	8.0 (202.0)	2.0 (50.0)	0.2 (4.6)	PA66	Natural	1000
T50I0C2*	T50I	50.0 (225.0)	12.0 (305.0)	3.2 (81.3)	0.2 (4.6)	PA66	Black	100
T50I0M4*		50.0 (225.0)	12.0 (305.0)	3.2 (81.3)	0.2 (4.6)	PA66	Black	1000
T50I9C2*		50.0 (225.0)	12.0 (305.0)	3.2 (81.3)	0.2 (4.6)	PA66	Natural	100
T50I9M4*		50.0 (225.0)	12.0 (305.0)	3.2 (81.3)	0.2 (4.6)	PA66	Natural	1000
T50L0C2*	T50L	50.0 (225.0)	15.4 (390.0)	4.3 (109.2)	0.2 (4.8)	PA66	Black	100
T50L0M4*		50.0 (225.0)	15.4 (390.0)	4.3 (109.2)	0.2 (4.8)	PA66	Black	1000
T50L9C2*		50.0 (225.0)	15.4 (390.0)	4.3 (109.2)	0.2 (4.8)	PA66	Natural	100
T50L9M4*		50.0 (225.0)	15.4 (390.0)	4.3 (109.2)	0.2 (4.8)	PA66	Natural	1000

Dimensions are approximate and subject to technical changes. Use Part No. for ordering and Type for specification purposes.

Installation tools: EVO7, EVO7SP, EVO9, EVO9HT, MK7P, MK7HT, MK9P. Military black available. Contact HellermannTyton for more information. *This product meets UL standards. Please see appendix for specific file numbers. *This product meets UL standards. Please see appendix for specific file numbers.



Please note! Not all products listed on this page may have this approval. Please check our website for latest approvals.

Bundling and Securing

Cable Ties

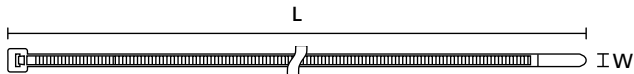
Standard Cable Ties

T18R and T30R Series in Colors

T-Series Cable Ties feature inside serrations to provide a positive hold on wire and cable bundles. The head design guarantees high tensile strength and a low insertion force. The bent tail design allows quick and simple installations by hand. For high-volume applications, tensioning tools are available to ensure consistent and safe installation.

Features and Benefits

- Engineered and manufactured for maximum performance and quality.
- Made from 100% high-quality plastic to ensure efficient recycling.
- Inside serration for a strong grip onto bundles.
- Easy application either manually or with a tensioning tool.
- Bent tail allows for simpler insertion.



PART NO.	TYPE	Min. Tensile Strength lbs. (N)	Length (L) in. (mm)	Max. Bundle Diameter in. (mm)	Width (W) in. (mm)	Material	Color	Pkg. Qty.
116-01816	T18R	18.0 (80.0)	4.0 (100.0)	0.9 (22.0)	0.1 (2.5)	PA66	Blue	100
T18R6M4*		18.0 (80.0)	4.0 (100.0)	0.9 (22.0)	0.1 (2.5)	PA66	Blue	1000
111-01933		18.0 (80.0)	4.0 (100.0)	0.9 (22.0)	0.1 (2.5)	PA66	Brown	100
T18R1M4*		18.0 (80.0)	4.0 (100.0)	0.9 (22.0)	0.1 (2.5)	PA66	Brown	1000
116-01818		18.0 (80.0)	4.0 (100.0)	0.9 (22.0)	0.1 (2.5)	PA66	Gray	100
T18R8M4*		18.0 (80.0)	4.0 (100.0)	0.9 (22.0)	0.1 (2.5)	PA66	Gray	1000
116-01815		18.0 (80.0)	4.0 (100.0)	0.9 (22.0)	0.1 (2.5)	PA66	Green	100
T18R5M4*		18.0 (80.0)	4.0 (100.0)	0.9 (22.0)	0.1 (2.5)	PA66	Green	1000
111-01934		18.0 (80.0)	4.0 (100.0)	0.9 (22.0)	0.1 (2.5)	PA66	Orange	100
T18R3M4*		18.0 (80.0)	4.0 (100.0)	0.9 (22.0)	0.1 (2.5)	PA66	Orange	1000
T18R7M4*		18.0 (80.0)	4.0 (100.0)	0.9 (22.0)	0.1 (2.5)	PA66	Purple	1000
116-01812		18.0 (80.0)	4.0 (100.0)	0.9 (22.0)	0.1 (2.5)	PA66	Red	100
T18R2M4*		18.0 (80.0)	4.0 (100.0)	0.9 (22.0)	0.1 (2.5)	PA66	Red	1000
111-01935		18.0 (80.0)	4.0 (100.0)	0.9 (22.0)	0.1 (2.5)	PA66	Violet	100
111-01936		18.0 (80.0)	4.0 (100.0)	0.9 (22.0)	0.1 (2.5)	PA66	White	100
T18R10M4*		18.0 (80.0)	4.0 (100.0)	0.9 (22.0)	0.1 (2.5)	PA66	White	1000
116-01814		18.0 (80.0)	4.0 (100.0)	0.9 (22.0)	0.1 (2.5)	PA66	Yellow	100
T18R4M4*		18.0 (80.0)	4.0 (100.0)	0.9 (22.0)	0.1 (2.5)	PA66	Yellow	1000

Dimensions are approximate and subject to technical changes. Use Part No. for ordering and Type for specification purposes. Installation tools: EVO7 and EVO7SP. *This product meets UL standards. Please see appendix for specific file numbers.



Please note! Not all products listed on this page may have this approval. Please check our website for latest approvals.

Standard Cable Ties

T18R and T30R Series in Colors

PART NO.	TYPE	Min. Tensile Strength lbs. (N)	Length (L) in. (mm)	Max. Bundle Diameter in. (mm)	Width (W) in. (mm)	Material	Color	Pkg. Qty.
T30R6C2*	T30R	30.0 (135.0)	5.8 (148.0)	1.4 (35.0)	0.1 (3.6)	PA66	Blue	100
T30R6M4*		30.0 (135.0)	5.8 (148.0)	1.4 (35.0)	0.1 (3.6)	PA66	Blue	1000
T30R1C2*		30.0 (135.0)	5.8 (148.0)	1.4 (35.0)	0.1 (3.6)	PA66	Brown	100
T30R1M4*		30.0 (135.0)	5.8 (148.0)	1.4 (35.0)	0.1 (3.6)	PA66	Brown	1000
T30R8C2*		30.0 (135.0)	5.8 (148.0)	1.4 (35.0)	0.1 (3.6)	PA66	Gray	100
T30R8M4*		30.0 (135.0)	5.8 (148.0)	1.4 (35.0)	0.1 (3.6)	PA66	Gray	1000
T30R5C2*		30.0 (135.0)	5.8 (148.0)	1.4 (35.0)	0.1 (3.6)	PA66	Green	100
T30R5M4*		30.0 (135.0)	5.8 (148.0)	1.4 (35.0)	0.1 (3.6)	PA66	Green	1000
T30R3C2*		30.0 (135.0)	5.8 (148.0)	1.4 (35.0)	0.1 (3.6)	PA66	Orange	100
T30R3M4*		30.0 (135.0)	5.8 (148.0)	1.4 (35.0)	0.1 (3.6)	PA66	Orange	1000
T30R7C2*		30.0 (135.0)	5.8 (148.0)	1.4 (35.0)	0.1 (3.6)	PA66	Purple	100
T30R7M4*		30.0 (135.0)	5.8 (148.0)	1.4 (35.0)	0.1 (3.6)	PA66	Purple	1000
T30R2C2*		30.0 (135.0)	5.8 (148.0)	1.4 (35.0)	0.1 (3.6)	PA66	Red	100
T30R2M4*		30.0 (135.0)	5.8 (148.0)	1.4 (35.0)	0.1 (3.6)	PA66	Red	1000
T30R10C2*		30.0 (135.0)	5.8 (148.0)	1.4 (35.0)	0.1 (3.6)	PA66	White	100
T30R10M4*		30.0 (135.0)	5.8 (148.0)	1.4 (35.0)	0.1 (3.6)	PA66	White	1000
T30R4C2*		30.0 (135.0)	5.8 (148.0)	1.4 (35.0)	0.1 (3.6)	PA66	Yellow	100
T30R4M4*		30.0 (135.0)	5.8 (148.0)	1.4 (35.0)	0.1 (3.6)	PA66	Yellow	1000

Dimensions are approximate and subject to technical changes. Use Part No. for ordering and Type for specification purposes.
 Installation tools: EVO7 and EVO7SP. *This product meets UL standards. Please see appendix for specific file numbers.



Please note! Not all products listed on this page may have this approval. Please check our website for latest approvals.

Bundling and Securing

Cable Ties

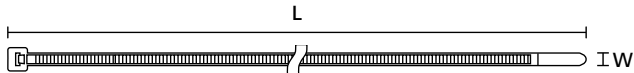
Standard Cable Ties

T50R and T50L Series in Colors

T-Series Cable Ties feature inside serrations to provide a positive hold on wire and cable bundles. The head design guarantees high tensile strength and a low insertion force. The bent tail design allows quick and simple installations by hand. For high-volume applications, tensioning tools are available to ensure consistent and safe installation.

Features and Benefits

- Engineered and manufactured for maximum performance and quality.
- Made from 100% high-quality plastic to ensure efficient recycling.
- Inside serration for a strong grip onto bundles.
- Easy application either manually or with a tensioning tool.
- Bent tail allows for simpler insertion.



PART NO.	TYPE	Min. Tensile Strength lbs. (N)	Length (L) in. (mm)	Max. Bundle Diameter in. (mm)	Width (W) in. (mm)	Material	Color	Pkg. Qty.
T50R6C2*	T50R	50.0 (225.0)	8.0 (202.0)	2.0 (50.0)	0.2 (4.6)	PA66	Blue	100
T50R6M4*		50.0 (225.0)	8.0 (202.0)	2.0 (50.0)	0.2 (4.6)	PA66	Blue	1000
T50R1C2*		50.0 (225.0)	8.0 (202.0)	2.0 (50.0)	0.2 (4.6)	PA66	Brown	100
T50R1M4*		50.0 (225.0)	8.0 (202.0)	2.0 (50.0)	0.2 (4.6)	PA66	Brown	1000
T50R8C2*		50.0 (225.0)	8.0 (202.0)	2.0 (50.0)	0.2 (4.6)	PA66	Gray	100
T50R8M4*		50.0 (225.0)	8.0 (202.0)	2.0 (50.0)	0.2 (4.6)	PA66	Gray	1000
T50R5C2*		50.0 (225.0)	8.0 (202.0)	2.0 (50.0)	0.2 (4.6)	PA66	Green	100
T50R5M4*		50.0 (225.0)	8.0 (202.0)	2.0 (50.0)	0.2 (4.6)	PA66	Green	1000
T50R3C2*		50.0 (225.0)	8.0 (202.0)	2.0 (50.0)	0.2 (4.6)	PA66	Orange	100
T50R3M4*		50.0 (225.0)	8.0 (202.0)	2.0 (50.0)	0.2 (4.6)	PA66	Orange	1000
T50R7C2*		50.0 (225.0)	8.0 (202.0)	2.0 (50.0)	0.2 (4.6)	PA66	Purple	100
T50R7M4*		50.0 (225.0)	8.0 (202.0)	2.0 (50.0)	0.2 (4.6)	PA66	Purple	1000
T50R2C2*		50.0 (225.0)	8.0 (202.0)	2.0 (50.0)	0.2 (4.6)	PA66	Red	100
T50R2M4*		50.0 (225.0)	8.0 (202.0)	2.0 (50.0)	0.2 (4.6)	PA66	Red	1000
T50R10C2*		50.0 (225.0)	8.0 (202.0)	2.0 (50.0)	0.2 (4.6)	PA66	White	100
T50R10M4*		50.0 (225.0)	8.0 (202.0)	2.0 (50.0)	0.2 (4.6)	PA66	White	1000
T50R4C2*		50.0 (225.0)	8.0 (202.0)	2.0 (50.0)	0.2 (4.6)	PA66	Yellow	100
T50R4M4*		50.0 (225.0)	8.0 (202.0)	2.0 (50.0)	0.2 (4.6)	PA66	Yellow	1000

Dimensions are approximate and subject to technical changes. Use Part No. for ordering and Type for specification purposes.

Installation tools: EVO7, EVO7SP, EVO9, EVO9HT, MK7P, MK7HT, MK9P. *This product meets UL standards. Please see appendix for specific file numbers.



Please note! Not all products listed on this page may have this approval. Please check our website for latest approvals.

Standard Cable Ties

T50L and T50R Series in Colors

PART NO.	TYPE	Min. Tensile Strength lbs. (N)	Length (L) in. (mm)	Max. Bundle Diameter in. (mm)	Width (W) in. (mm)	Material	Color	Pkg. Qty.
T50L6C2*	T50L	50.0 (225.0)	15.4 (390.0)	4.3 (109.2)	0.2 (4.8)	PA66	Blue	100
T50L6M4*		50.0 (225.0)	15.4 (390.0)	4.3 (109.2)	0.2 (4.8)	PA66	Blue	1000
T50L1C2*		50.0 (225.0)	15.4 (390.0)	4.3 (109.2)	0.2 (4.8)	PA66	Brown	100
T50L8C2*		50.0 (225.0)	15.4 (390.0)	4.3 (109.2)	0.2 (4.8)	PA66	Gray	100
T50L8M4*		50.0 (225.0)	15.4 (390.0)	4.3 (109.2)	0.2 (4.8)	PA66	Gray	1000
T50L5C2*		50.0 (225.0)	15.4 (390.0)	4.3 (109.2)	0.2 (4.8)	PA66	Green	100
T50L5M4*		50.0 (225.0)	15.4 (390.0)	4.3 (109.2)	0.2 (4.8)	PA66	Green	1000
T50L3C2*		50.0 (225.0)	15.4 (390.0)	4.3 (109.2)	0.2 (4.8)	PA66	Orange	100
T50L3M4*		50.0 (225.0)	15.4 (390.0)	4.3 (109.2)	0.2 (4.8)	PA66	Orange	1000
T50L2C2*		50.0 (225.0)	15.4 (390.0)	4.3 (109.2)	0.2 (4.8)	PA66	Red	100
T50L2M4*		50.0 (225.0)	15.4 (390.0)	4.3 (109.2)	0.2 (4.8)	PA66	Red	1000
T50L10C2*		50.0 (225.0)	15.4 (390.0)	4.3 (109.2)	0.2 (4.8)	PA66	White	100
T50L10M4*		50.0 (225.0)	15.4 (390.0)	4.3 (109.2)	0.2 (4.8)	PA66	White	1000
T50L4C2*		50.0 (225.0)	15.4 (390.0)	4.3 (109.2)	0.2 (4.8)	PA66	Yellow	100
T50L4M4*		50.0 (225.0)	15.4 (390.0)	4.3 (109.2)	0.2 (4.8)	PA66	Yellow	1000

Dimensions are approximate and subject to technical changes. Use Part No. for ordering and Type for specification purposes.

Installation tools: EVO7, EVO7SP, EVO9, EVO9HT, MK7P, MK7HT, MK9P. *This product meets UL standards. Please see appendix for specific file numbers.



Please note! Not all products listed on this page may have this approval. Please check our website for latest approvals.

Bundling and Securing

Cable Ties

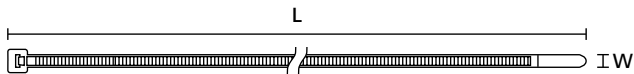
Cable Ties in Special Materials

T18 - T150 Series, Heat Stabilized

HellermannTyton's heat stabilized cable ties provide excellent resistance when exposed to high heat. T-Series Cable Ties feature inside serrations to provide a positive hold on wire and cable bundles. The head design guarantees high tensile strength and a low insertion force. The bent tail design allows quick and simple installations by hand. For high-volume applications, tensioning tools are available to ensure consistent and safe installation.

Features and Benefits

- Heat-stabilized cable ties deliver high heat resistance.
- Inside serrations provide strong grip on cables and wire bundles.
- Easy application either manually or with a tensioning tool.
- Bent tail ensures a quick and simple installation.



PART NO.	TYPE	Min. Tensile Strength lbs. (N)	Length (L) in. (mm)	Max. Bundle Diameter in. (mm)	Width (W) in. (mm)	Material	Color	Pkg. Qty.
T1850HSM4*	T18S	18.0 (80.0)	3.3 (83.0)	0.6 (16.0)	0.1 (2.3)	PA66HS	Black	1000
T18R0HSC2*	T18R	18.0 (80.0)	4.0 (100.0)	0.9 (22.0)	0.1 (2.5)	PA66HS	Black	100
T18R0HSM4*		18.0 (80.0)	4.0 (100.0)	0.9 (22.0)	0.1 (2.5)	PA66HS	Black	1000
T18I0HSM4*	T18I	18.0 (80.0)	5.5 (140.0)	1.4 (35.0)	0.1 (2.5)	PA66HS	Black	1000
T18L0HSC2*	T18L	18.0 (80.0)	8.0 (203.2)	2.2 (55.0)	0.1 (2.5)	PA66HS	Black	100
T18L0HSM4*		18.0 (80.0)	8.0 (203.2)	2.2 (55.0)	0.1 (2.5)	PA66HS	Black	1000
T30R0HSC2*	T30R	30.0 (135.0)	5.8 (148.0)	1.4 (35.0)	0.1 (3.6)	PA66HS	Black	100
T30R0HSM4*		30.0 (135.0)	5.8 (148.0)	1.4 (35.0)	0.1 (3.6)	PA66HS	Black	1000
T30L0HSM4*	T30LL	30.0 (135.0)	11.4 (290.0)	3.2 (80.0)	0.1 (3.6)	PA66HS	Black	1000
T40R0HSM4*	T40R(U)	40.0 (180.0)	8.3 (212.0)	2.2 (55.9)	0.2 (4.0)	PA66HS	Black	1000
T40L0HSC2*	T40L	40.0 (180.0)	14.6 (370.0)	4.1 (104.9)	0.2 (4.0)	PA66HS	Black	100
T50R0HSC2*	T50R	50.0 (225.0)	8.0 (203.2)	2.0 (50.0)	0.2 (4.6)	PA66HS	Black	100
T50R0HSM4*		50.0 (225.0)	8.0 (203.2)	2.0 (50.0)	0.2 (4.6)	PA66HS	Black	1000
T50I0HSC2*	T50I	50.0 (225.0)	12.0 (305.0)	3.2 (81.3)	0.2 (4.6)	PA66HS	Black	100
T50I0HSM4*		50.0 (225.0)	12.0 (305.0)	3.2 (81.3)	0.2 (4.6)	PA66HS	Black	1000
T50L0HSC2*	T50L	50.0 (225.0)	15.4 (390.0)	4.3 (109.2)	0.2 (4.8)	PA66HS	Black	100
T50L0HSM4*		50.0 (225.0)	15.4 (390.0)	4.3 (109.2)	0.2 (4.8)	PA66HS	Black	1000

Dimensions are approximate and subject to technical changes. Use Part No. for ordering and Type for specification purposes.

Installation tools: EVO7, EVO7SP, EVO9, EVO9HT, MK7P, MK7HT, MK9P. EVO9 and MK9P cannot be used with T18S cable ties. *This product meets UL standards. Please see appendix for specific file numbers.



Please note! Not all products listed on this page may have this approval. Please check our website for latest approvals.

Cable Ties in Special Materials

T18 - T150 Series, Heat Stabilized

PART NO.	TYPE	Min. Tensile Strength lbs. (N)	Length (L) in. (mm)	Max. Bundle Diameter in. (mm)	Width (W) in. (mm)	Material	Color	Pkg. Qty.
T120S0HSH4*	T120S	120.0 (535.0)	8.9 (225.0)	2.2 (55.9)	0.3 (7.6)	PA66HS	Black	500
T120I0HSH4*	T120I	120.0 (535.0)	11.8 (300.0)	3.2 (81.3)	0.3 (7.6)	PA66HS	Black	500
T120R0HSK2*	T120R	120.0 (535.0)	15.2 (387.0)	4.1 (104.1)	0.3 (7.6)	PA66HS	Black	50
T120R0HSH4*		120.0 (535.0)	15.2 (387.0)	4.1 (104.1)	0.3 (7.6)	PA66HS	Black	500
T120L0HSK2*	T120L	120.0 (535.0)	30.0 (760.0)	8.9 (224.8)	0.3 (7.6)	PA66HS	Black	50
T150M0HSX2*	T150M	175.0 (780.0)	21.0 (530.0)	5.9 (150.0)	0.4 (8.9)	PA66HS	Black	25
T150XL0HSX2*	T150XL	175.0 (780.0)	43.1 (1,095.0)	13.0 (330.2)	0.4 (8.9)	PA66HS	Black	25

Dimensions are approximate and subject to technical changes. Use Part No. for ordering and Type for specification purposes.

Installation tools: EVO7, EVO7SP, EVO9, EVO9HT, MK7P, MK7HT, MK9P. EVO9 and MK9P cannot be used with T18S cable ties. *This product meets UL standards. Please see appendix for specific file numbers.



Please note! Not all products listed on this page may have this approval. Please check our website for latest approvals.

Bundling and Securing

Cable Ties

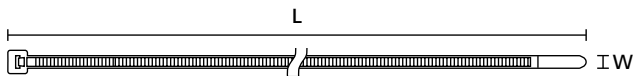
Cable Ties in Special Materials

High-Temperature Ties in PA46

HellermannTyton's high-temperature cable ties provide excellent resistance in operating temperatures up to 275°F (135°C), while still maintaining tensile strength properties. T-Series Cable Ties feature inside serrations to provide a positive hold on wire and cable bundles. The head design guarantees high tensile strength and a low insertion force. The bent tail design allows quick and simple installations by hand. For high-volume applications, tensioning tools are available to ensure consistent and safe installation.

Features and Benefits

- PA46 cable ties deliver high heat resistance.
- Inside serrations provide strong grip on cables and wire bundles.
- Easy application either manually or with a tensioning tool.
- Bent tail ensures a quick and simple installation.



PART NO.	TYPE	Min. Tensile Strength lbs. (N)	Length (L) in. (mm)	Max. Bundle Diameter in. (mm)	Width (W) in. (mm)	Material	Color	Pkg. Qty.
111-00968	T30R	30.0 (135.0)	5.8 (148.0)	1.4 (35.0)	0.1 (3.6)	PA46	Gray	100
111-01459		30.0 (135.0)	5.8 (148.0)	1.4 (35.0)	0.1 (3.6)	PA46	Gray	1000
111-01703	T50R	50.0 (225.0)	8.0 (202.0)	2.0 (50.0)	0.2 (4.6)	PA46	Brown	1000
111-01568		50.0 (225.0)	8.0 (202.0)	2.0 (50.0)	0.2 (4.6)	PA46	Gray	1000
111-00815		50.0 (225.0)	8.0 (202.0)	2.0 (50.0)	0.2 (4.6)	PA46	Natural	100
T50L15TNLM4	T50L	50.0 (225.0)	15.4 (390.0)	4.3 (109.2)	0.2 (4.8)	PA46	Brown	1000
111-01619	T120I	120.0 (535.0)	11.8 (300.0)	3.2 (81.3)	0.3 (7.6)	PA46	Brown	500
111-00966	T150R(U)	175.0 (780.0)	15.4 (390.0)	4.1 (104.1)	0.4 (8.9)	PA46	Brown	25
111-00965	T150M	175.0 (780.0)	21.0 (530.0)	5.9 (150.0)	0.4 (8.9)	PA46	Brown	25

Dimensions are approximate and subject to technical changes. Use Part No. for ordering and Type for specification purposes.
Installation tools: EVO7, EVO7SP, EVO9, EVO9HT, MK7P, MK7HT, MK9P.

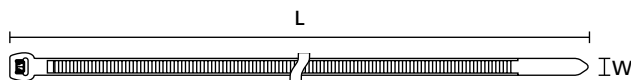
Cable Ties in Special Materials

PEEK Cable Ties

PEEK Ties withstand temperatures from -67 to 464°F and provide excellent resistance to chemicals, acids, radiation and abrasion. The low-profile, contoured head takes up less space and protects sensitive wires running adjacent to it.

Features and Benefits

- Extreme temperature range for excellent performance in a range of environments.
- Low-profile, contoured head takes up less space and protects sensitive wires.
- Delivers the performance of a metal tie with the ease of use of plastic.



PART NO.	TYPE	Min. Tensile Strength lbs. (N)	Length (L) in. (mm)	Max. Bundle Diameter in. (mm)	Width (W) in. (mm)	Material	Color	Pkg. Qty.
118-00032	PT2A	52.0 (230.0)	5.7 (145.0)	1.4 (35.0)	0.1 (3.4)	PEEK	Beige	100
111-01235	PT220	85.0 (380.0)	8.7 (220.0)	2.2 (56.0)	0.2 (4.7)	PEEK	Beige	100

Dimensions are approximate and subject to technical changes. Use Part No. for ordering and Type for specification purposes.
Installation tools: EVO7, EVO7SP, EVO9, EVO9HT, MK7P, MK7HT, MK9P.



Please note! Not all products listed on this page may have this approval. Please check our website for latest approvals.

Bundling and Securing

Cable Ties

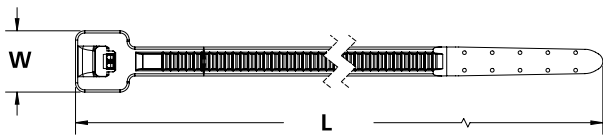
Cable Ties in Special Materials

PAEK Cable Ties

HellermannTyton PAEK cable ties offer very high temperature resistance for use in demanding applications such as in engine compartments, near exhaust, and in enclosed industrial cabinets. PAEK ties are inside serrated and feature a high performance design that, along with the material, offer extremely high tensile strength for demanding applications.

Features and Benefits

- Very high heat resistance up to 200°C (392°F).
- PAEK material has double the tensile strength than nylon.
- PAEK material offers very good chemical resistance against hydrocarbons.



PART NO.	TYPE	Min. Tensile Strength lbs. (N)	Length (L) in. (mm)	Max. Bundle Diameter in. (mm)	Width (W) in. (mm)	Material	Color	Pkg. Qty.
111-01670	PAT100R	100.0 (445.0)	5.9 (149.9)	1.4 (35.0)	0.3 (8.0)	PAEK	Beige	100
111-01699	PAT100L	100.0 (445.0)	7.9 (200.7)	2.0 (50.8)	0.3 (8.0)	PAEK	Beige	100

Dimensions are approximate and subject to technical changes. Use Part No. for ordering and Type for specification purposes.
Installation tools: EVO7, EVO7SP, EVO9, EVO9HT, MK7P, MK7HT, MK9P.

Cable Ties in Special Materials

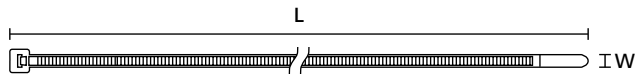
UV Stabilized Cable Ties

Used in the solar industry and other applications, HellermannTyton offers cable ties made of UV stabilized PA66UV material. This material provides additional protection against UV radiation for long-term outdoor use and is available in various styles, tensile strengths, and bundle diameters. T-Series Cable Ties feature inside serrations to provide a positive hold on wire and cable bundles. The head design guarantees high tensile strength and a low insertion force. The bent tail design allows quick and simple installations by hand. For high-volume applications, tensioning tools are available to ensure consistent and safe installation.



Features and Benefits

- UV stabilized cable ties are designed for extended use outdoors.
- Inside serrations provide strong grip on cables and wire bundles.
- Easy application either manually or with a tensioning tool.
- Bent tail ensures a quick and simple installation.



PART NO.	TYPE	Min. Tensile Strength lbs. (N)	Length (L) in. (mm)	Max. Bundle Diameter in. (mm)	Width (W) in. (mm)	Material	Color	Pkg. Qty.
T18R0UVM4*	T18R	18.0 (80.0)	4.0 (100.0)	0.9 (22.0)	0.1 (2.5)	PA66UV	Black	1000
T18R0UVC2*		18.0 (80.0)	4.0 (100.0)	0.9 (22.0)	0.1 (2.5)	PA66UV	Black	100
T30R0UVM4*	T30R	30.0 (135.0)	5.8 (148.0)	1.4 (35.0)	0.1 (3.6)	PA66UV	Black	1000
T30R0UVC2*		30.0 (135.0)	5.8 (148.0)	1.4 (35.0)	0.1 (3.6)	PA66UV	Black	100
T30L0UVM4*	T30L	30.0 (135.0)	7.8 (198.0)	2.0 (50.8)	0.1 (3.6)	PA66UV	Black	1000
T30L0UVC2*		30.0 (135.0)	7.8 (198.0)	2.0 (50.8)	0.1 (3.6)	PA66UV	Black	100
T50R0UVM4*	T50R	50.0 (225.0)	8.0 (202.0)	2.0 (50.0)	0.2 (4.6)	PA66UV	Black	1000
T50R0UVC2*		50.0 (225.0)	8.0 (202.0)	2.0 (50.0)	0.2 (4.6)	PA66UV	Black	100
T50I0UVC2*	T50I	50.0 (225.0)	12.0 (305.0)	3.2 (81.3)	0.2 (4.6)	PA66UV	Black	100
T50I0UVM4*		50.0 (225.0)	12.0 (305.0)	3.2 (81.3)	0.2 (4.6)	PA66UV	Black	1000
T50L0UVM4*	T50L	50.0 (225.0)	15.4 (390.0)	4.3 (109.2)	0.2 (4.8)	PA66UV	Black	1000
T50L0UVC2*		50.0 (225.0)	15.4 (390.0)	4.3 (109.2)	0.2 (4.8)	PA66UV	Black	100
T120S0UVC2*	T120S	120.0 (535.0)	8.9 (225.0)	2.2 (55.9)	0.3 (7.6)	PA66UV	Black	50
T120I0UVC2*	T120I	120.0 (535.0)	11.8 (300.0)	3.2 (81.3)	0.3 (7.6)	PA66UV	Black	50
T120R0UVH4*	T120R	120.0 (535.0)	15.2 (387.0)	4.1 (104.1)	0.3 (7.6)	PA66UV	Black	500
T120R0UVC2*		120.0 (535.0)	15.2 (387.0)	4.1 (104.1)	0.3 (7.6)	PA66UV	Black	100
T120L0UVC2*	T120L	120.0 (535.0)	30.0 (760.0)	8.9 (224.8)	0.3 (7.6)	PA66UV	Black	50

Dimensions are approximate and subject to technical changes. Use Part No. for ordering and Type for specification purposes.

Installation tools: EVO7, EVO7SP, EVO9, EVO9HT, MK7P, MK7HT, MK9P. *This product meets UL standards. Please see appendix for specific file numbers.



Please note! Not all products listed on this page may have this approval. Please check our website for latest approvals.

Bundling and Securing

Cable Ties

Cable Ties in Special Materials

UV Stabilized Cable Ties

PART NO.	TYPE	Min. Tensile Strength lbs. (N)	Length (L) in. (mm)	Max. Bundle Diameter in. (mm)	Width (W) in. (mm)	Material	Color	Pkg. Qty.
T150R0UVX2*	T150R(U)	175.0 (780.0)	15.4 (390.0)	4.1 (104.1)	0.4 (8.9)	PA66UV	Black	25
T150M0UVX2*	T150M	175.0 (780.0)	21.0 (530.0)	5.9 (150.0)	0.4 (8.9)	PA66UV	Black	25
T150L0UVX2*	T150L	175.0 (780.0)	32.3 (820.0)	9.6 (243.8)	0.4 (8.9)	PA66UV	Black	25
T150LL0UVX2*	T150LL	175.0 (780.0)	36.4 (925.0)	10.8 (274.3)	0.4 (8.9)	PA66UV	Black	25
T150XL0UVX2*	T150XL	175.0 (780.0)	43.1 (1,095.0)	13.0 (330.2)	0.4 (8.9)	PA66UV	Black	25
T150XLL0UVX2*	T150XLL	175.0 (780.0)	52.2 (1,325.0)	16.0 (406.4)	0.4 (8.9)	PA66UV	Black	25
111-00925*	T250M	250.0 (1,115.0)	22.3 (565.3)	5.9 (150.0)	0.5 (12.4)	PA66UV	Black	25

Dimensions are approximate and subject to technical changes. Use Part No. for ordering and Type for specification purposes.

Installation tools: EVO7, EVO7SP, EVO9, EVO9HT, MK7P, MK7HT, MK9P. *This product meets UL standards. Please see appendix for specific file numbers.



Please note! Not all products listed on this page may have this approval. Please check our website for latest approvals.

Cable Ties in Special Materials

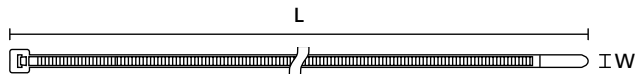
High Impact, Heat and UV Stabilized Cable Ties

Manufactured from a specially formulated impact-resistant, heat and UV stabilized PA66 material, these cable ties offer increased flexibility, impact strength, heat and UV resistance to endure moisture fluctuations. T-Series Cable Ties feature inside serrations to provide a positive hold on wire and cable bundles. The head design guarantees high tensile strength and a low insertion force. The bent tail design allows quick and simple installations by hand. For high-volume applications, tensioning tools are available to ensure consistent and safe installation.



Features and Benefits

- High impact, heat and UV stabilized cable ties contain an impact modifier allowing greater flexibility and greater resistance to vibration.
- Inside serrations allow for strong grip on cables and wire bundles.
- Head design provides high tensile strength with very low insertion force.
- Bent tail ensures a quick and simple installation.



PART NO.	TYPE	Min. Tensile Strength lbs. (N)	Length (L) in. (mm)	Max. Bundle Diameter in. (mm)	Width (W) in. (mm)	Material	Color	Pkg. Qty.
T30R0HIRM4*	T30R	30.0 (135.0)	5.8 (148.0)	1.4 (35.0)	0.1 (3.6)	PA66HIRHSUV	Black	1000
T50R0HIRM4*	T50R	50.0 (225.0)	8.0 (202.0)	2.0 (50.0)	0.2 (4.6)	PA66HIRHSUV	Black	1000
111-00931*		50.0 (225.0)	8.0 (202.0)	2.0 (50.0)	0.2 (4.6)	PA66HIRHSUV	Black	500
111-01601*	T50I	50.0 (225.0)	12.0 (305.0)	3.2 (81.3)	0.2 (4.6)	PA66HIRHSUV	Black	1000
111-01128*	T50L	50.0 (225.0)	15.4 (390.0)	4.3 (109.2)	0.2 (4.8)	PA66HIRHSUV	Black	1000
111-01138*	T120S	120.0 (535.0)	8.9 (225.0)	2.2 (55.9)	0.3 (7.6)	PA66HIRHSUV	Black	500
T120I0HIRUVH4*	T120I	120.0 (535.0)	11.8 (300.0)	3.2 (81.3)	0.3 (7.6)	PA66HIRHSUV	Black	500
T250R0HIRUVX2*	T250R	250.0 (1,115.0)	20.3 (515.0)	4.9 (124.5)	0.5 (12.4)	PA66HIRHSUV	Black	25
111-01196*	T250M	250.0 (1,115.0)	22.3 (565.3)	5.9 (150.0)	0.5 (12.4)	PA66HIRHSUV	Black	25
111-01126*	T250XL	250.0 (1,115.0)	40.6 (1,030.0)	12.0 (304.8)	0.5 (12.4)	PA66HIRHSUV	Black	25

Dimensions are approximate and subject to technical changes. Use Part No. for ordering and Type for specification purposes.

Installation tools: EVO7, EVO7SP, EVO9, EVO9HT, MK7P, MK7HT, MK9P. *This product meets UL standards. Please see appendix for specific file numbers.



Please note! Not all products listed on this page may have this approval. Please check our website for latest approvals.

Bundling and Securing

Cable Ties

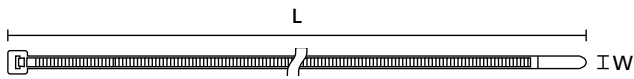
Cable Ties in Special Materials

PA12 Ties

These inside serrated cable ties are manufactured from PA12, which provides excellent UV, chemical and moisture resistance to allow for a longer lifespan in outdoor use. PA12 material absorbs slightly less moisture than PA11, yet is equally resistant to metal oxides. T-Series Cable Ties feature inside serrations to provide a positive hold on wire and cable bundles. The head design guarantees high tensile strength and a low insertion force. The bent tail allows quick and simple installation by hand. For high-volume applications, tensioning tools are available to ensure consistent and safe installation.

Features and Benefits

- PA12 cable ties deliver excellent UV, chemical and moisture resistance.
- Inside serrations provide strong grip on cables and wire bundles.
- Easy application either manually or with a tensioning tool.
- Bent tail ensures a quick and simple installation.



PART NO.	TYPE	Min. Tensile Strength lbs. (N)	Length (L) in. (mm)	Max. Bundle Diameter in. (mm)	Width (W) in. (mm)	Material	Color	Pkg. Qty.
111-01564	T50R	45.0 (200.0)	8.0 (202.0)	2.0 (50.0)	0.2 (4.6)	PA12	Black	1000
111-01560		45.0 (200.0)	8.0 (202.0)	2.0 (50.0)	0.2 (4.6)	PA12	Black	100
111-01562	T50L(US)	45.0 (200.0)	15.4 (390.0)	4.3 (109.2)	0.2 (4.8)	PA12	Black	100
111-01561		45.0 (200.0)	15.4 (390.0)	4.3 (109.2)	0.2 (4.8)	PA12	Black	1000
111-01563	T50XL(US)	45.0 (200.0)	18.4 (467.6)	5.3 (134.0)	0.2 (4.8)	PA12	Black	100
111-01752	T150M	175.0 (780.0)	21.0 (530.0)	5.9 (150.0)	0.4 (8.9)	PA12	Black	25

Dimensions are approximate and subject to technical changes. Use Part No. for ordering and Type for specification purposes.

Installation tools: EVO7, EVO7SP, EVO9, EVO9HT, MK7P, MK7HT, MK9P.

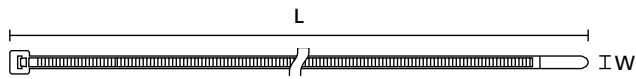
Cable Ties in Special Materials

T18 - T50 Series, Flame Retardant

HellermannTyton's flame retardant cable ties meet the UL 94 V-0 flammability requirements. T-Series Cable Ties feature inside serrations to provide a positive hold on wire and cable bundles. The head design guarantees high tensile strength and a low insertion force. The bent tail design allows quick and simple installations by hand. For high-volume applications, tensioning tools are available to ensure consistent and safe installation.

Features and Benefits

- Feature a UL 94 V-0 rating to comply with low flame and smoke requirements.
- Inside serrations provide strong grip on cables and wire bundles.
- Easy application either manually or with a tensioning tool.
- Bent tail ensures a quick and simple installation.



PART NO.	TYPE	Min. Tensile Strength lbs. (N)	Length (L) in. (mm)	Max. Bundle Diameter in. (mm)	Width (W) in. (mm)	Material	Color	Pkg. Qty.
T18R0VOC2*	T18R	18.0 (80.0)	4.0 (100.0)	0.9 (22.0)	0.1 (2.5)	PA66V0	Black	100
T18R9VOM4*		18.0 (80.0)	4.0 (100.0)	0.9 (22.0)	0.1 (2.5)	PA66V0	Natural	1000
T18R9VOC2*		18.0 (80.0)	4.0 (100.0)	0.9 (22.0)	0.1 (2.5)	PA66V0	Natural	100
T18I9VOM4*	T18I	18.0 (80.0)	5.5 (140.0)	1.4 (35.0)	0.1 (2.5)	PA66V0	Natural	1000
T18L0VOC2*	T18L	18.0 (80.0)	8.0 (205.0)	2.2 (55.0)	0.1 (2.5)	PA66V0	Black	100
T18L9VOM4*		18.0 (80.0)	8.0 (205.0)	2.2 (55.0)	0.1 (2.5)	PA66V0	Natural	1000
T30R0VOC2*	T30R	30.0 (135.0)	6.0 (150.0)	1.4 (35.0)	0.1 (3.6)	PA66V0	Black	100
T50R9VOM4*	T50R	50.0 (225.0)	8.0 (202.0)	2.0 (50.0)	0.2 (4.6)	PA66V0	Natural	1000
T50R9VOC2*		50.0 (225.0)	8.0 (202.0)	2.0 (50.0)	0.2 (4.6)	PA66V0	Natural	100
T50I0VOC2*	T50I	50.0 (225.0)	12.0 (305.0)	3.2 (81.3)	0.2 (4.6)	PA66V0	Black	100
T50I9VOM4*		50.0 (225.0)	12.0 (305.0)	3.2 (81.3)	0.2 (4.6)	PA66V0	Natural	1000
T50I9VOC2*		50.0 (225.0)	12.0 (305.0)	3.2 (81.3)	0.2 (4.6)	PA66V0	Natural	100

Dimensions are approximate and subject to technical changes. Use Part No. for ordering and Type for specification purposes.
 Installation tools: EVO7, EVO7SP, EVO9, EVO9HT, MK7P, MK7HT, MK9P. *This product meets UL standards. Please see appendix for specific file numbers.



Please note! Not all products listed on this page may have this approval. Please check our website for latest approvals.

Bundling and Securing

Cable Ties

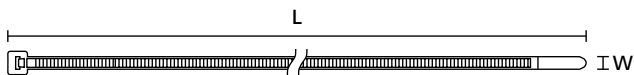
Cable Ties in Special Materials

T18 - T120 Series, Polypropylene

HellermannTyton's polypropylene cable ties offer added resistance to most chemicals. T-Series Cable Ties feature inside serrations to provide a positive hold on wire and cable bundles. The head design guarantees high tensile strength and a low insertion force. The bent tail design allows quick and simple installations by hand. For high-volume applications, tensioning tools are available to ensure consistent and safe installation.

Features and Benefits

- Polypropylene cable ties deliver excellent resistance to chemicals and salts.
- Inside serrations provide strong grip on cables and wire bundles.
- Easy application either manually or with a tensioning tool.
- Bent tail ensures a quick and simple installation.



PART NO.	TYPE	Min. Tensile Strength lbs. (N)	Length (L) in. (mm)	Max. Bundle Diameter in. (mm)	Width (W) in. (mm)	Material	Color	Pkg. Qty.
T18R0PPC2	T18R	8.0 (36.0)	4.0 (100.0)	0.9 (22.0)	0.1 (2.5)	PP	Black	100
T18R9PPM4		8.0 (36.0)	4.0 (100.0)	0.9 (22.0)	0.1 (2.5)	PP	Natural	1000
T30R9PPC2	T30R	20.0 (89.0)	6.0 (150.0)	1.4 (35.0)	0.1 (3.6)	PP	Natural	100
T50R0PPM4	T50R	25.0 (111.0)	8.0 (202.0)	1.8 (44.5)	0.2 (4.6)	PP	Black	1000
T50R0PPC2		25.0 (111.0)	8.0 (202.0)	1.8 (44.5)	0.2 (4.6)	PP	Black	100
T50R9PPC2		25.0 (111.0)	8.0 (202.0)	1.8 (44.5)	0.2 (4.6)	PP	Natural	100
T120S0PPH4	T120S	60.0 (267.0)	8.9 (225.0)	2.2 (55.9)	0.3 (7.6)	PP	Black	500
T120R0PPK2	T120R	60.0 (267.0)	15.2 (387.0)	4.1 (104.1)	0.3 (7.6)	PP	Black	50
T120R0PPH4		60.0 (267.0)	15.2 (387.0)	4.1 (104.1)	0.3 (7.6)	PP	Black	500

Dimensions are approximate and subject to technical changes. Use Part No. for ordering and Type for specification purposes.
Installation tools: EVO7, EVO7SP, EVO9, EVO9HT, MK7P, MK7HT, MK9P.

Cable Ties in Special Materials

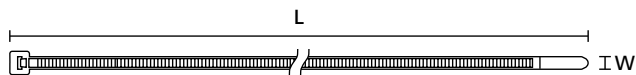
ETFE Cable Ties

ETFE ties provide excellent protection against radiation, ultraviolet light, and a wide range of chemicals. They are also rated for low outgassing applications. HellermannTyton's ETFE ties come in a standard color of blue for easy identification. T-Series Cable Ties feature inside serrations to provide a positive hold on wire and cable bundles. The head design guarantees high tensile strength and a low insertion force. The bent tail design allows quick and simple installations by hand. For high-volume applications, tensioning tools are available to ensure consistent and safe installation.



Features and Benefits

- ETFE cable ties provide excellent resistance to chemicals, radiation, high temperatures and UV exposure.
- Inside serrations allows for strong grip on cables and wire bundles.
- Head design provides high tensile strength with very low insertion force.
- Bent tail ensures a quick and simple installation.



PART NO.	TYPE	Min. Tensile Strength lbs. (N)	Length (L) in. (mm)	Max. Bundle Diameter in. (mm)	Width (W) in. (mm)	Material	Color	Pkg. Qty.
111-00659*	T18R	18.0 (80.0)	4.0 (100.0)	0.9 (22.0)	0.1 (2.5)	E/TFE	Blue	100
111-00698*	T30R	30.0 (133.3)	6.0 (150.0)	1.4 (36.0)	0.1 (3.5)	E/TFE	Blue	100
111-00732*	T50R	50.0 (222.3)	8.0 (202.0)	2.0 (50.0)	0.2 (4.7)	E/TFE	Blue	100
111-00718*	T50L	50.0 (222.3)	15.0 (382.0)	4.1 (105.0)	0.2 (4.7)	E/TFE	Blue	100
111-01125*	T120R	120.0 (535.0)	15.2 (387.0)	4.1 (105.0)	0.3 (7.4)	E/TFE	Blue	50

Dimensions are approximate and subject to technical changes. Use Part No. for ordering and Type for specification purposes.

Installation tools: EVO7, EVO7SP, EVO9, EVO9HT, MK7P, MK7HT, MK9P. *This product meets UL standards. Please see appendix for specific file numbers.



Please note! Not all products listed on this page may have this approval. Please check our website for latest approvals.

Bundling and Securing

Cable Ties

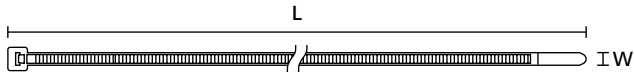
Cable Ties in Special Materials

Halar Cable Ties

The raw material used to manufacture HellermannTyton Halar cable ties is UL 94 V-0 rated. The Halar ties come in a distinct red color for easy identification. T-Series Cable Ties feature inside serrations to provide a positive hold on wire and cable bundles. The head design guarantees high tensile strength and a low insertion force. The bent tail design allows quick and simple installations by hand. For high-volume applications, tensioning tools are available to ensure consistent and safe installation.

Features and Benefits

- Halar cable ties feature a UL 94 V-0 rating to comply with low flame and smoke requirements.
- Inside serrations provide strong grip on cables and wire bundles.
- Easy application either manually or with a tensioning tool.
- Bent tail ensures a quick and simple installation.



PART NO.	TYPE	Min. Tensile Strength lbs. (N)	Length (L) in. (mm)	Max. Bundle Diameter in. (mm)	Width (W) in. (mm)	Material	Color	Pkg. Qty.
T18R2HALM4	T18R	18.0 (80.0)	4.0 (100.0)	0.9 (22.0)	0.1 (2.5)	E/CTFE	Red	1000
T18R2HALC2		18.0 (80.0)	4.0 (100.0)	0.9 (22.0)	0.1 (2.5)	E/CTFE	Red	100
T50R2HALM4	T50R	40.0 (180.0)	8.0 (202.0)	1.8 (44.5)	0.2 (5.1)	E/CTFE	Red	1000
T50R2HALC2		40.0 (180.0)	8.0 (202.0)	1.8 (44.5)	0.2 (5.1)	E/CTFE	Red	100

Dimensions are approximate and subject to technical changes. Use Part No. for ordering and Type for specification purposes. Installation tools: EVO7, EVO7SP, EVO9, EVO9HT, MK7P, MK7HT, MK9P.
 Note: Halar ties are also available in natural color, contact HellermannTyton for availability. Halar is a registered trademark of Solvay S.A.

Cable Ties in Special Materials

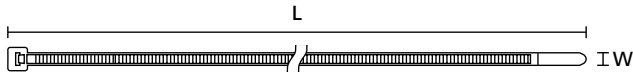
Metal Content Ties

HellermannTyton's Metal Content Tie is specifically designed for the food, beverage and pharmaceutical processing industries to meet the safety standards set by the Hazardous Analysis of Critical Control Point (HACCP) to minimize the risk of contamination. The tie is nylon-based with metal content dispersed throughout the head and strap allowing any part of the tie to be identified by metal detectors or X-ray inspections. It is ideally suited for the management of cables and tubing in processing and packaging areas. The plastic tie can be identified in food and other products that have been contaminated either through human error or malfunctioning machinery.



Features and Benefits

- Metal content dispersed throughout the head and strap ensures identification by metal detectors and X-ray machines.
- Industry standard blue color assists with visual detection and reduces the risk of contamination.



PART NO.	TYPE	Min. Tensile Strength lbs. (N)	Length (L) in. (mm)	Max. Bundle Diameter in. (mm)	Width (W) in. (mm)	Material	Color	Pkg. Qty.
111-01225	MCT18R	18.0 (80.0)	4.0 (100.0)	0.9 (22.0)	0.1 (2.5)	PA66MP	Blue	100
111-01664	MCTPP18R	19.0 (85.0)	3.9 (100.0)	0.9 (22.0)	0.1 (2.5)	PPMP	Blue	100
111-01665	MCTPP30R	29.0 (130.0)	5.9 (150.0)	1.4 (35.0)	0.1 (3.5)	PPMP	Blue	100
111-00829	MCT30R	30.0 (135.0)	6.0 (150.0)	1.4 (35.0)	0.1 (3.5)	PA66MP	Blue	100
111-01386	MCTS200	31.5 (140.0)	7.9 (201.0)	2.0 (50.0)	0.2 (4.7)	PPMP+	Blue	100
111-01666	MCTPP50R	33.7 (150.0)	8.0 (200.0)	2.0 (50.0)	0.2 (4.6)	PPMP	Blue	100
111-01667	MCTPP50L	33.7 (150.0)	15.0 (390.0)	4.3 (110.0)	0.2 (4.6)	PPMP	Blue	100
111-00830	MCT50R	50.0 (225.0)	8.0 (202.0)	2.0 (50.0)	0.2 (4.6)	PA66MP	Blue	100
111-00937	MCTRELK2M	50.0 (225.0)	9.8 (250.0)	2.6 (65.0)	0.2 (4.6)	PA66MP	Blue	100
111-00831	MCT50L	50.0 (225.0)	15.0 (380.0)	4.3 (110.0)	0.2 (4.7)	PA66MP	Blue	100
111-01668	MCTPP120R	85.4 (380.0)	15.2 (387.0)	3.9 (100.0)	0.3 (7.6)	PPMP	Blue	100
111-01136	MCT120R	120.0 (535.0)	15.2 (387.0)	3.9 (100.0)	0.3 (7.6)	PA66MP	Blue	100

Dimensions are approximate and subject to technical changes. Use Part No. for ordering and Type for specification purposes. Installation tools: EVO7, EVO7SP, EVO9, EVO9HT, MK7P, MK7HT, MK9P.

Bundling and Securing

Cable Ties

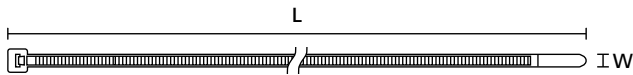
Heavy-Duty Cable Ties

T120 Series

Heavy-Duty T-Series Cable Ties feature inside serrations to provide a positive hold on wire and cable bundles. Durable head design guarantees high tensile strength and a low insertion force. The bent tail allows quick and simple installations by hand. For high-volume applications, tensioning tools are available to ensure consistent and safe installation.

Features and Benefits

- Engineered and manufactured for maximum performance and quality.
- Made from 100% high-quality plastic to ensure efficient recycling.
- Inside serration for a strong grip onto bundles.
- Easy application either manually or with a tensioning tool.
- Bent tail allows for simpler insertion.



PART NO.	TYPE	Min. Tensile Strength lbs. (N)	Length (L) in. (mm)	Max. Bundle Diameter in. (mm)	Width (W) in. (mm)	Material	Color	Pkg. Qty.
T120S0H4*	T120S	120.0 (535.0)	8.9 (225.0)	2.2 (55.9)	0.3 (7.6)	PA66	Black	500
T120S0K2*		120.0 (535.0)	8.9 (225.0)	2.2 (55.9)	0.3 (7.6)	PA66	Black	50
T120S9K2*		120.0 (535.0)	8.9 (225.0)	2.2 (55.9)	0.3 (7.6)	PA66	Natural	50
T120S9H4*		120.0 (535.0)	8.9 (225.0)	2.2 (55.9)	0.3 (7.6)	PA66	Natural	500
T120I0H4*	T120I	120.0 (535.0)	11.8 (300.0)	3.2 (81.3)	0.3 (7.6)	PA66	Black	500
T120I0K2*		120.0 (535.0)	11.8 (300.0)	3.2 (81.3)	0.3 (7.6)	PA66	Black	50
T120I9H4*		120.0 (535.0)	11.8 (300.0)	3.2 (81.3)	0.3 (7.6)	PA66	Natural	500
T120I9K2*		120.0 (535.0)	11.8 (300.0)	3.2 (81.3)	0.3 (7.6)	PA66	Natural	50
T120R0H4*	T120R	120.0 (535.0)	15.2 (387.0)	4.1 (104.1)	0.3 (7.6)	PA66	Black	500
T120R0K2*		120.0 (535.0)	15.2 (387.0)	4.1 (104.1)	0.3 (7.6)	PA66	Black	50
T120R9H4*		120.0 (535.0)	15.2 (387.0)	4.1 (104.1)	0.3 (7.6)	PA66	Natural	500
T120R9K2*		120.0 (535.0)	15.2 (387.0)	4.1 (104.1)	0.3 (7.6)	PA66	Natural	50
T120L0K2*	T120L	120.0 (535.0)	30.0 (760.0)	8.9 (224.8)	0.3 (7.6)	PA66	Black	50
T120L9K2*		120.0 (535.0)	30.0 (760.0)	8.9 (224.8)	0.3 (7.6)	PA66	Natural	50

Dimensions are approximate and subject to technical changes. Use Part No. for ordering and Type for specification purposes. Installation tools: EVO9, EVO9HT, MK9P. *This product meets UL standards. Please see appendix for specific file numbers.



Please note! Not all products listed on this page may have this approval. Please check our website for latest approvals.

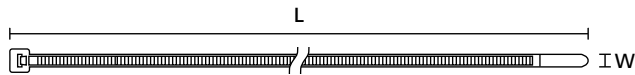
Heavy-Duty Cable Ties

T150 Series

Heavy-Duty T-Series Cable Ties feature inside serrations to provide a positive hold on wire and cable bundles. Durable head design guarantees high tensile strength and a low insertion force. The bent tail allows quick and simple installations by hand. For high-volume applications, tensioning tools are available to ensure consistent and safe installation.

Features and Benefits

- Engineered and manufactured for maximum performance and quality.
- Made from 100% high-quality plastic to ensure efficient recycling.
- Inside serration for a strong grip onto bundles.
- Easy application either manually or with a tensioning tool.
- Bent tail allows for simpler insertion.



PART NO.	TYPE	Min. Tensile Strength lbs. (N)	Length (L) in. (mm)	Max. Bundle Diameter in. (mm)	Width (W) in. (mm)	Material	Color	Pkg. Qty.
T150R0X2*	T150R(U)	175.0 (780.0)	15.4 (390.0)	4.1 (104.1)	0.4 (8.9)	PA66	Black	25
T150R9X2*		175.0 (780.0)	15.4 (390.0)	4.1 (104.1)	0.4 (8.9)	PA66	Natural	25
T150M0X2*	T150M	175.0 (780.0)	21.0 (530.0)	5.9 (150.0)	0.4 (8.9)	PA66	Black	25
T150M9X2*		175.0 (780.0)	21.0 (530.0)	5.9 (150.0)	0.4 (8.9)	PA66	Natural	25
T150L0X2*	T150L	175.0 (780.0)	32.3 (820.0)	9.6 (243.8)	0.4 (8.9)	PA66	Black	25
T150L9X2*		175.0 (780.0)	32.3 (820.0)	9.6 (243.8)	0.4 (8.9)	PA66	Natural	25
T150LL0X2*	T150LL	175.0 (780.0)	36.4 (925.0)	10.8 (274.3)	0.4 (8.9)	PA66	Black	25
T150LL9X2*		175.0 (780.0)	36.4 (925.0)	10.8 (274.3)	0.4 (8.9)	PA66	Natural	25
T150XL0X2*	T150XL	175.0 (780.0)	43.1 (1,095.0)	13.0 (330.2)	0.4 (8.9)	PA66	Black	25
T150XL9X2*		175.0 (780.0)	43.1 (1,095.0)	13.0 (330.2)	0.4 (8.9)	PA66	Natural	25
T150XLL0X2*	T150XLL	175.0 (780.0)	52.2 (1,325.0)	16.0 (406.4)	0.4 (8.9)	PA66	Black	25
T150XLL9X2*		175.0 (780.0)	52.2 (1,325.0)	16.0 (406.4)	0.4 (8.9)	PA66	Natural	25

Dimensions are approximate and subject to technical changes. Use Part No. for ordering and Type for specification purposes. Installation tools: EVO9, EVO9HT, MK9P. *This product meets UL standards. Please see appendix for specific file numbers.



Please note! Not all products listed on this page may have this approval. Please check our website for latest approvals.

Bundling and Securing

Cable Ties

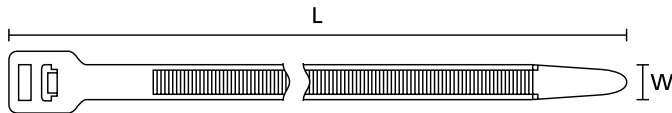
Heavy-Duty Cable Ties

T250 Series

These cable ties offer a high minimum tensile strength and have a buckle feature which allows the end of the cable tie to be tucked away if necessary. The buckle also snaps into HellermannTyton lashing tie mounts (LTM.) T-Series Cable Ties feature inside serrations to provide a positive hold on wire and cable bundles. The head design guarantees high tensile strength and a low insertion force. The bent tail design allows quick and simple installations by hand. For high-volume applications, tensioning tools are available to ensure consistent and safe installation.

Features and Benefits

- Engineered and manufactured for maximum performance and quality.
- Made from 100% high-quality plastic to ensure efficient recycling.
- Inside serration for a strong grip onto bundles.
- Easy application either manually or with a tensioning tool.
- Bent tail allows for simpler insertion.



PART NO.	TYPE	Min. Tensile Strength lbs. (N)	Length (L) in. (mm)	Max. Bundle Diameter in. (mm)	Width (W) in. (mm)	Material	Color	Pkg. Qty.
T250S0X2*	T250S	250.0 (1,115.0)	9.1 (230.0)	2.0 (50.0)	0.5 (12.4)	PA66	Black	25
T250S9X2*		250.0 (1,115.0)	9.1 (230.0)	2.0 (50.0)	0.5 (12.4)	PA66	Natural	25
T250R0X2*	T250R	250.0 (1,115.0)	20.3 (515.0)	4.9 (124.5)	0.5 (12.4)	PA66	Black	25
T250R9X2*		250.0 (1,115.0)	20.3 (515.0)	4.9 (124.5)	0.5 (12.4)	PA66	Natural	25
T250M0X2*	T250M	250.0 (1,115.0)	22.3 (565.3)	5.9 (150.0)	0.5 (12.4)	PA66	Black	25
T250M9X2*		250.0 (1,115.0)	22.3 (565.3)	5.9 (150.0)	0.5 (12.4)	PA66	Natural	25
T250I0X2*	T250I	250.0 (1,115.0)	28.7 (730.0)	8.0 (203.0)	0.5 (12.4)	PA66	Black	25
T250I9X2*		250.0 (1,115.0)	28.7 (730.0)	8.0 (203.0)	0.5 (12.4)	PA66	Natural	25
T250L0X2*	T250L	250.0 (1,115.0)	34.7 (880.0)	10.0 (254.0)	0.5 (12.4)	PA66	Black	25
T250L9X2*		250.0 (1,115.0)	34.7 (880.0)	10.0 (254.0)	0.5 (12.4)	PA66	Natural	25
T250XL0X2*	T250XL	250.0 (1,115.0)	40.6 (1,030.0)	12.0 (305.0)	0.5 (12.4)	PA66	Black	25
T250XL9X2*		250.0 (1,115.0)	40.6 (1,030.0)	12.0 (305.0)	0.5 (12.4)	PA66	Natural	25

Dimensions are approximate and subject to technical changes. Use Part No. for ordering and Type for specification purposes.
Installation tools: EVO9, EVO9HT, MK9P. *This product meets UL standards. Please see appendix for specific file numbers.



Please note! Not all products listed on this page may have this approval. Please check our website for latest approvals.

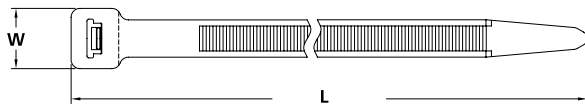
Heavy-Duty Cable Ties

T255 Series

HellermannTyton's T255 series heavy duty cable ties are ideal for bundles demanding a strong cable tie that may also require a higher impact resistance than the T250 series. These ties have a tensile strength of 250 lbs. Heavy-Duty T-Series Cable Ties feature inside serrations to provide a positive hold on wire and cable bundles. Durable head design guarantees high tensile strength and a low insertion force. The bent tail allows quick and simple installations by hand. For high-volume applications, tensioning tools are available to ensure consistent and safe installation.

Features and Benefits

- Engineered and manufactured for maximum performance and quality.
- Made from 100% high-quality plastic to ensure efficient recycling.
- Inside serration for a strong grip onto bundles.
- Easy application either manually or with a tensioning tool.
- Bent tail allows for simpler insertion.



PART NO.	TYPE	Min. Tensile Strength lbs. (N)	Length (L) in. (mm)	Max. Bundle Diameter in. (mm)	Width (W) in. (mm)	Material	Color	Pkg. Qty.
T255S0HIRX2*	T255S	250.0 (1,115.0)	8.9 (225.0)	2.2 (55.9)	0.5 (12.7)	PA66HIRHSUV	Black	25
T255R0HIRX2*	T255R	250.0 (1,115.0)	20.0 (508.0)	5.0 (127.0)	0.5 (12.7)	PA66HIRHSUV	Black	25
T255M0HIRX2*	T255M	250.0 (1,115.0)	22.0 (560.0)	6.3 (160.0)	0.5 (12.7)	PA66HIRHSUV	Black	25

Dimensions are approximate and subject to technical changes. Use Part No. for ordering and Type for specification purposes.
 Installation tools: EVO9, EVO9HT, MK95P, MK9HT. *This product meets UL standards. Please see appendix for specific file numbers.

Bundling and Securing

Cable Ties

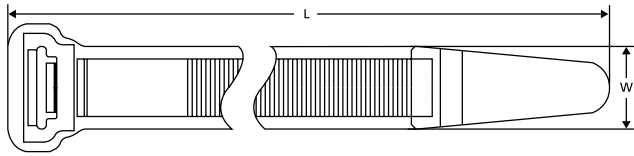
Wide Strap Cable Ties

Wide Strap Heavy Duty Cable Ties

The Heavy Duty Wide-Strap Cable Tie was designed to minimize the pinching of soft bundles and the potential of lateral movement along the bundle. The low-profile head and underside clamping rails increase the grip around the bundle and provide a better fit than traditional cable ties. These are used primarily in the trucking and heavy equipment industries, but can be used in a wide variety of applications where strength is needed.

Features and Benefits

- Wide strap is designed to minimize pinching of soft hoses and convoluted tubing.
- Low-profile head with clamping rails provide compact bundling with a full circumferential compression around bundles.
- Wider and thinner strap design increases flexibility, provides low insertion and minimizes pinching of bundles.
- Bent tail allows for quick insertion into head or mounts.



PART NO.	TYPE	Min. Tensile Strength lbs. (N)	Length (L) in. (mm)	Max. Bundle Diameter in. (mm)	Width (W) in. (mm)	Material	Color	Pkg. Qty.
111-12300	WSS	120.0 (535.0)	9.1 (231.0)	2.2 (58.4)	0.5 (12.7)	PA66HIRHSUV	Black	300
111-12301	WSI	120.0 (535.0)	12.1 (307.0)	3.2 (83.8)	0.5 (12.7)	PA66HIRHSUV	Black	300
111-12302	WSR	120.0 (535.0)	15.1 (383.5)	4.1 (104.1)	0.5 (12.7)	PA66HIRHSUV	Black	300

Dimensions are approximate and subject to technical changes. Use Part No. for ordering and Type for specification purposes.
Installation tools: EVO9, EVO9HT, MK9SP, MK9HT.

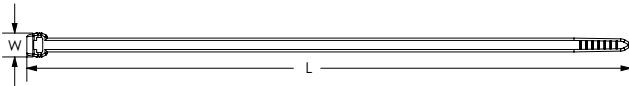
Outside Serrated Cable Ties

T18ROS - T50LOS Series in Black

HellermannTyton outside serrated cable ties are designed with a smooth inside surface to help minimize indentation or damage to wire and cable insulation, while offering high tensile strength and low insertion force. The contour style head takes up less space than traditional style cable ties making it ideal for space constrained areas. For high volume applications, tensioning tools are available to ensure consistent and safe installation.

Features and Benefits

- Outside serrations minimize damage to cables, while still providing high tensile strength and low insertion force.
- Contour style head design provides additional space in constrained areas.
- Heat stabilized material provides excellent resistance to high heat exposures.



PART NO.	TYPE	Min. Tensile Strength lbs. (N)	Length (L) in. (mm)	Max. Bundle Diameter in. (mm)	Width (W) in. (mm)	Material	Color	Pkg. Qty.
118-04700	T18ROS	18.0 (80.0)	4.0 (100.0)	0.8 (20.0)	0.1 (2.5)	PA66HS	Black	100
118-04800	T30ROS	30.0 (135.0)	5.7 (145.0)	1.4 (35.0)	0.1 (3.4)	PA66HS	Black	100
118-04900	T30LOS	30.0 (135.0)	8.0 (200.0)	2.0 (50.0)	0.1 (3.4)	PA66HS	Black	100
118-05850	T50SOS	50.0 (225.0)	5.9 (150.0)	1.4 (35.0)	0.2 (4.6)	PA66HS	Black	100
118-00110		50.0 (225.0)	5.9 (150.0)	1.4 (35.0)	0.2 (4.6)	PA66HS	Black	1000
118-05050	T50ROS	50.0 (225.0)	8.0 (200.0)	2.0 (50.0)	0.2 (4.6)	PA66HS	Black	100
118-00111		50.0 (225.0)	8.0 (200.0)	2.0 (50.0)	0.2 (4.6)	PA66HS	Black	1000
118-05900	T50LOS	50.0 (225.0)	15.2 (384.0)	4.3 (110.0)	0.2 (4.6)	PA66HS	Black	100

Dimensions are approximate and subject to technical changes. Use Part No. for ordering and Type for specification purposes.
 Installation tools: EVO7, EVO7SP, EVO9, EVO9HT, MK7P, MK7HT, MK9P.

Bundling and Securing

Cable Ties

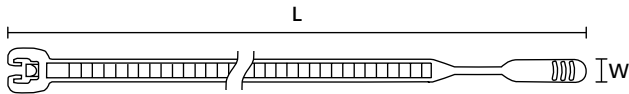
Cable Ties with Open Head

Q-Ties in PA66

Q-Ties have a distinctive open-style head, a pre-lock function, and a large ribbed tail. The easily detectable slot opening offered with the tail and tie head provides ease of placement when working with gloves or for blind applications with limited view of the installation. The pre-lock feature allows for temporary holding of cable and wire bundles, permitting additional cables and wires to be placed without destroying the cable tie. Q-Ties can be tensioned by hand or with one of HellermannTyton's mechanical cable tie application tools.

Features and Benefits

- Open-head design with easily detectable slot opening allows for swift and easy insertion.
- Pre-lock feature allows for a temporary hold.
- The large ribbed tail permits an ergonomic installation.
- Two rails on the strap ensure guidance through the cable tie head.



PART NO.	TYPE	Min. Tensile Strength lbs. (N)	Length (L) in. (mm)	Max. Bundle Diameter in. (mm)	Width (W) in. (mm)	Material	Color	Pkg. Qty.
109-00030*	Q18R	18.0 (80.0)	4.1 (105.0)	0.9 (24.0)	0.1 (2.6)	PA66	Black	100
109-00001*		18.0 (80.0)	4.1 (105.0)	0.9 (24.0)	0.1 (2.6)	PA66	Natural	100
109-00033*	Q18I	18.0 (80.0)	6.1 (155.0)	1.6 (40.0)	0.1 (2.6)	PA66	Black	100
109-00004*		18.0 (80.0)	6.1 (155.0)	1.6 (40.0)	0.1 (2.6)	PA66	Natural	100
109-00036*	Q18L	18.0 (80.0)	7.7 (195.0)	2.0 (50.0)	0.1 (2.6)	PA66	Black	100
109-00007*		18.0 (80.0)	7.7 (195.0)	2.0 (50.0)	0.1 (2.6)	PA66	Natural	100
109-00039*	Q30R	30.0 (130.0)	6.3 (160.0)	1.5 (38.0)	0.1 (3.6)	PA66	Black	100
109-00010*		30.0 (130.0)	6.3 (160.0)	1.5 (38.0)	0.1 (3.6)	PA66	Natural	100
109-00041*	Q30L	30.0 (130.0)	7.9 (200.0)	2.0 (50.0)	0.1 (3.6)	PA66	Black	100
109-00012*		30.0 (130.0)	7.9 (200.0)	2.0 (50.0)	0.1 (3.6)	PA66	Natural	100
109-00043	Q30LR	30.0 (130.0)	9.8 (250.0)	2.6 (65.0)	0.1 (3.6)	PA66	Black	100
109-00014		30.0 (130.0)	9.8 (250.0)	2.6 (65.0)	0.1 (3.6)	PA66	Natural	100

Dimensions are approximate and subject to technical changes. Use Part No. for ordering and Type for specification purposes.

Installation tools: EVO7, EVO7SP, EVO9, EVO9HT, MK7P, MK7HT, MK9P. *This product meets UL standards. Please see appendix for specific file numbers.



Please note! Not all products listed on this page may have this approval. Please check our website for latest approvals.

Cable Ties with Open Head

Q-Ties in PA66

PART NO.	TYPE	Min. Tensile Strength lbs. (N)	Length (L) in. (mm)	Max. Bundle Diameter in. (mm)	Width (W) in. (mm)	Material	Color	Pkg. Qty.
109-00047*	Q50R	50.0 (220.0)	8.3 (210.0)	2.0 (50.0)	0.2 (4.7)	PA66	Black	100
109-00018*		50.0 (220.0)	8.3 (210.0)	2.0 (50.0)	0.2 (4.7)	PA66	Natural	100
109-00049*	Q50I	50.0 (220.0)	11.4 (290.0)	3.0 (75.0)	0.2 (4.7)	PA66	Black	100
109-00020*		50.0 (220.0)	11.4 (290.0)	3.0 (75.0)	0.2 (4.7)	PA66	Natural	100
109-00051*	Q50L	50.0 (220.0)	16.1 (410.0)	4.3 (110.0)	0.2 (4.7)	PA66	Black	100
109-00022*		50.0 (220.0)	16.1 (410.0)	4.3 (110.0)	0.2 (4.7)	PA66	Natural	100
109-00053*	Q120I	120.0 (530.0)	11.8 (300.0)	2.8 (70.0)	0.3 (7.7)	PA66	Black	100
109-00024*		120.0 (530.0)	11.8 (300.0)	2.8 (70.0)	0.3 (7.7)	PA66	Natural	100
109-00055*	Q120R	120.0 (530.0)	16.5 (420.0)	4.3 (110.0)	0.3 (7.7)	PA66	Black	100
109-00026*		120.0 (530.0)	16.5 (420.0)	4.3 (110.0)	0.3 (7.7)	PA66	Natural	100
109-00057*	Q120M	120.0 (530.0)	20.5 (520.0)	5.1 (130.0)	0.3 (7.7)	PA66	Black	100
109-00028*		120.0 (530.0)	20.5 (520.0)	5.1 (130.0)	0.3 (7.7)	PA66	Natural	100

Dimensions are approximate and subject to technical changes. Use Part No. for ordering and Type for specification purposes.

Installation tools: EVO7, EVO7SP, EVO9, EVO9HT, MK7P, MK7HT, MK9P. *This product meets UL standards. Please see appendix for specific file numbers.

Bundling and Securing

Cable Ties

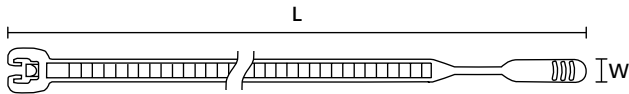
Cable Ties with Open Head

Q-Ties in Heat Stabilized PA66HS

Q-Ties have a distinctive open-style head, a pre-lock function, and a large ribbed tail. The easily detectable slot opening offered with the tail and tie head provides ease of placement when working with gloves or for blind applications with limited view of the installation. The pre-lock feature allows for temporary holding of cable and wire bundles, permitting additional cables and wires to be placed without destroying the cable tie. Q-Ties can be tensioned by hand or with one of HellermannTyton's mechanical cable tie application tools.

Features and Benefits

- PA66HS cable ties are heat stabilized for excellent heat resistance.
- Open-head design with easily detectable slot opening allows for fast and easy insertion.
- Pre-lock feature allows for a temporary hold while preparing bundle.
- Large ribbed tail ensures simple, ergonomic installation.



PART NO.	TYPE	Min. Tensile Strength lbs. (N)	Length (L) in. (mm)	Max. Bundle Diameter in. (mm)	Width (W) in. (mm)	Material	Color	Pkg. Qty.
109-00088*	Q18R	18.0 (80.0)	4.1 (105.0)	0.9 (24.0)	0.1 (2.6)	PA66HS	Black	100
109-00117*		18.0 (80.0)	4.1 (105.0)	0.9 (24.0)	0.1 (2.6)	PA66HS	Natural	100
109-00091*	Q18I	18.0 (80.0)	6.1 (155.0)	1.6 (40.0)	0.1 (2.6)	PA66HS	Black	100
109-00120*		18.0 (80.0)	6.1 (155.0)	1.6 (40.0)	0.1 (2.6)	PA66HS	Natural	100
109-00094*	Q18L	18.0 (80.0)	7.7 (195.0)	2.0 (50.0)	0.1 (2.6)	PA66HS	Black	100
109-00123*		18.0 (80.0)	7.7 (195.0)	2.0 (50.0)	0.1 (2.6)	PA66HS	Natural	100
109-00097*	Q30R	30.0 (130.0)	6.3 (160.0)	1.5 (38.0)	0.1 (3.6)	PA66HS	Black	100
109-00126*		30.0 (130.0)	6.3 (160.0)	1.5 (38.0)	0.1 (3.6)	PA66HS	Natural	100
109-00099*	Q30L	30.0 (130.0)	7.9 (200.0)	2.0 (50.0)	0.1 (3.6)	PA66HS	Black	100
109-00128*		30.0 (130.0)	7.9 (200.0)	2.0 (50.0)	0.1 (3.6)	PA66HS	Natural	100
109-00101	Q30LR	30.0 (130.0)	9.8 (250.0)	2.6 (65.0)	0.1 (3.6)	PA66HS	Black	100
109-00130		30.0 (130.0)	9.8 (250.0)	2.6 (65.0)	0.1 (3.6)	PA66HS	Natural	100

Dimensions are approximate and subject to technical changes. Use Part No. for ordering and Type for specification purposes.

Installation tools: EVO7, EVO7SP, EVO9, EVO9HT, MK7P, MK7HT, MK9P. *This product meets UL standards. Please see appendix for specific file numbers.



Please note! Not all products listed on this page may have this approval. Please check our website for latest approvals.

Cable Ties with Open Head

Q-Ties in Heat Stabilized PA66HS

PART NO.	TYPE	Min. Tensile Strength lbs. (N)	Length (L) in. (mm)	Max. Bundle Diameter in. (mm)	Width (W) in. (mm)	Material	Color	Pkg. Qty.
109-00105*	Q50R	50.0 (220.0)	8.3 (210.0)	2.0 (50.0)	0.2 (4.7)	PA66HS	Black	100
109-00134*		50.0 (220.0)	8.3 (210.0)	2.0 (50.0)	0.2 (4.7)	PA66HS	Natural	100
109-00107*	Q50I	50.0 (220.0)	11.4 (290.0)	3.0 (75.0)	0.2 (4.7)	PA66HS	Black	100
109-00136*		50.0 (220.0)	11.4 (290.0)	3.0 (75.0)	0.2 (4.7)	PA66HS	Natural	100
109-00109*	Q50L	50.0 (220.0)	16.1 (410.0)	4.3 (110.0)	0.2 (4.7)	PA66HS	Black	100
109-00138*		50.0 (220.0)	16.1 (410.0)	4.3 (110.0)	0.2 (4.7)	PA66HS	Natural	100
109-00111*	Q120I	120.0 (530.0)	11.8 (300.0)	2.8 (70.0)	0.3 (7.7)	PA66HS	Black	100
109-00140*		120.0 (530.0)	11.8 (300.0)	2.8 (70.0)	0.3 (7.7)	PA66HS	Natural	100
109-00113*	Q120R	120.0 (530.0)	16.5 (420.0)	4.3 (110.0)	0.3 (7.7)	PA66HS	Black	100
109-00142*		120.0 (530.0)	16.5 (420.0)	4.3 (110.0)	0.3 (7.7)	PA66HS	Natural	100
109-00115*	Q120M	120.0 (530.0)	20.5 (520.0)	5.1 (130.0)	0.3 (7.7)	PA66HS	Black	100
109-00144*		120.0 (530.0)	20.5 (520.0)	5.1 (130.0)	0.3 (7.7)	PA66HS	Natural	100

Dimensions are approximate and subject to technical changes. Use Part No. for ordering and Type for specification purposes.

Installation tools: EVO7, EVO7SP, EVO9, EVO9HT, MK7P, MK7HT, MK9P. *This product meets UL standards. Please see appendix for specific file numbers.

Bundling and Securing

Cable Ties

Releasable Cable Ties

RT Series

HellermannTyton Releasable Cable Ties feature an extended pawl for easy access to wire bundles when changes are necessary. The head design guarantees high tensile strength even after repeated use, as well as a low insertion force. For high-volume applications, tensioning tools are available to ensure consistent and safe installation.

Features and Benefits

- Special design with extended pawl offers a release feature for quick and easy access to wire bundles.
- Head design provides high tensile strength with very low insertion force even after repeated use.



PART NO.	TYPE	Min. Tensile Strength lbs. (N)	Length (L) in. (mm)	Max. Bundle Diameter in. (mm)	Width (W) in. (mm)	Material	Color	Pkg. Qty.
RT40R0M4*	RT40R	40.0 (180.0)	8.5 (215.0)	2.0 (51.0)	0.2 (4.0)	PA66	Black	1000
RT40R0C2*		40.0 (180.0)	8.5 (215.0)	2.0 (51.0)	0.2 (4.0)	PA66	Black	100
RT40R9C2*		40.0 (180.0)	8.5 (215.0)	2.0 (51.0)	0.2 (4.0)	PA66	Natural	100
RT40R9M4*		40.0 (180.0)	8.5 (215.0)	2.0 (51.0)	0.2 (4.0)	PA66	Natural	1000
RT50S0C2*	RT50S	50.0 (225.0)	6.3 (160.0)	1.4 (35.0)	0.2 (4.6)	PA66	Black	100
RT50S9C2*		50.0 (225.0)	6.3 (160.0)	1.4 (35.0)	0.2 (4.6)	PA66	Natural	100
RT50S9M4*		50.0 (225.0)	6.3 (160.0)	1.4 (35.0)	0.2 (4.6)	PA66	Natural	1000
RT50LL0M4*	RT50LL	50.0 (225.0)	15.0 (380.0)	4.0 (101.0)	0.2 (4.6)	PA66	Black	1000
RT50LL9M4*		50.0 (225.0)	15.0 (380.0)	4.0 (101.0)	0.2 (4.6)	PA66	Natural	1000
RT50LL9C2*		50.0 (225.0)	15.0 (380.0)	4.0 (101.0)	0.2 (4.6)	PA66	Natural	100
RT50LL0UVC2		50.0 (225.0)	15.0 (380.0)	4.0 (101.0)	0.2 (4.6)	PA66UV	Black	100

Dimensions are approximate and subject to technical changes. Use Part No. for ordering and Type for specification purposes.

Installation tools: EVO7, EVO7SP, EVO9, EVO9HT, MK7P, MK7HT, MK9P. *This product meets UL standards. Please see appendix for specific file numbers.



Please note! Not all products listed on this page may have this approval. Please check our website for latest approvals.

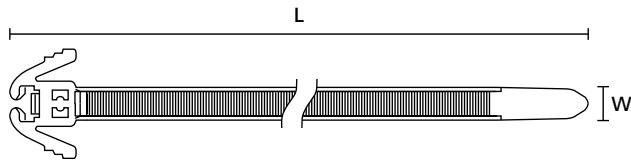
Releasable Cable Ties

REZ Series Pinch Releasable Ties

Patented pinch release mechanism for easy handling allows tie to be released using one hand. The head design guarantees high tensile strength even after repeated use. For high-volume applications, tensioning tools are available to ensure consistent and safe installation.

Features and Benefits

- The unique, patented head design enables the tie to be inserted through a standard style head for permanent locking or can be twisted into the pinch-releasable style head for easy opening at a later time.
- The quick pinch-release mechanism can be released by one hand even when the tie is under tension.



PART NO.	TYPE	Min. Tensile Strength lbs. (N)	Length (L) in. (mm)	Max. Bundle Diameter in. (mm)	Width (W) in. (mm)	Material	Color	Pkg. Qty.
REZ200.NB3P	REZ200	30.0 (135.0)	7.9 (200.0)	2.0 (50.0)	0.2 (4.7)	PA66	Black	100
REZ300.NB3P	REZ300	30.0 (135.0)	12.0 (305.0)	3.2 (80.0)	0.2 (4.7)	PA66	Black	100

Dimensions are approximate and subject to technical changes. Use Part No. for ordering and Type for specification purposes.
 Installation tools: EVO7, EVO7SP, EVO9, EVO9HT, MK7P, MK7HT, MK9P.

Bundling and Securing

Cable Ties

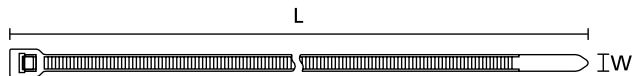
Releasable Cable Ties

RT150 Heavy Duty Releasable Cable Ties

HellermannTyton heavy-duty releasable cable ties feature an extended pawl that allows for simple and quick tie release. The head design guarantees high tensile strength even after repeated use, as well as a low insertion force. For high-volume applications, tensioning tools are available to ensure consistent and safe installation.

Features and Benefits

- Special design with extended pawl offers a release feature for quick and easy access to wire bundles.
- Head design provides high tensile strength with very low insertion force even after repeated use.



PART NO.	TYPE	Min. Tensile Strength lbs. (N)	Length (L) in. (mm)	Max. Bundle Diameter in. (mm)	Width (W) in. (mm)	Material	Color	Pkg. Qty.
RT150REPOX2	RT150REP	175.0 (780.0)	15.4 (390.0)	4.1 (105.0)	0.4 (8.8)	PA66	Black	25
RT150MEPOX2	RT150MEP	175.0 (780.0)	21.0 (535.0)	5.9 (150.0)	0.4 (8.8)	PA66	Black	25
RT150LEPOX2	RT150LEP	175.0 (780.0)	32.3 (820.0)	9.6 (245.0)	0.4 (8.8)	PA66	Black	25

Dimensions are approximate and subject to technical changes. Use Part No. for ordering and Type for specification purposes.
Installation tools: EVO9, EVO9HT, MK9P.

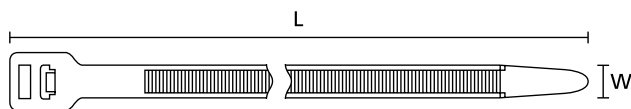

Heavy Duty Releasable Cable Ties

RT250 Heavy Duty Releasable Cable Ties

HellermannTyton heavy-duty releasable cable ties offer a release feature in the head allowing for easy access to wire bundles when changes are necessary. The head design guarantees high tensile strength even after repeated use, as well as a low insertion force. For high volume applications, tensioning tools are available to ensure consistent and safe installation.

Features and Benefits

- Special extended-pawl design offers a release feature for quick and easy access to wire bundles.
- Head design provides high tensile strength with very low insertion force even after repeated use.
- Buckle feature on head allows excess strap to be tucked away after installation.



PART NO.	TYPE	Min. Tensile Strength lbs. (N)	Length (L) in. (mm)	Max. Bundle Diameter in. (mm)	Width (W) in. (mm)	Material	Color	Pkg. Qty.
RT250S0X2*	RT250S	250.0 (1,115.0)	9.1 (230.0)	2.0 (50.0)	0.5 (12.5)	PA66	Black	25
RT250S9X2*		250.0 (1,115.0)	9.1 (230.0)	2.0 (50.0)	0.5 (12.5)	PA66	Natural	25
RT250S0UVX2		250.0 (1,115.0)	9.1 (230.0)	2.0 (50.0)	0.5 (12.5)	PA66UV	Black	25
RT250R0X2*	RT250R	250.0 (1,115.0)	20.3 (515.0)	4.9 (125.0)	0.5 (12.5)	PA66	Black	25
RT250R9X2*		250.0 (1,115.0)	20.3 (515.0)	4.9 (125.0)	0.5 (12.5)	PA66	Natural	25
RT250R0UVX2		250.0 (1,115.0)	20.3 (515.0)	4.9 (125.0)	0.5 (12.5)	PA66UV	Black	25
RT250M0X2*	RT250M	250.0 (1,115.0)	22.3 (565.3)	5.9 (150.0)	0.5 (12.5)	PA66	Black	25
RT250M9X2*		250.0 (1,115.0)	22.3 (565.3)	5.9 (150.0)	0.5 (12.5)	PA66	Natural	25
RT250M0UVX2*		250.0 (1,115.0)	22.3 (565.3)	5.9 (150.0)	0.5 (12.5)	PA66UV	Black	25
RT250I0X2*	RT250I	250.0 (1,115.0)	28.7 (730.0)	8.0 (203.0)	0.5 (12.5)	PA66	Black	25
RT250I9X2*		250.0 (1,115.0)	28.7 (730.0)	8.0 (203.0)	0.5 (12.5)	PA66	Natural	25
RT250I0UVX2		250.0 (1,115.0)	28.7 (730.0)	8.0 (203.0)	0.5 (12.5)	PA66UV	Black	25
RT250L0X2*	RT250L	250.0 (1,115.0)	34.6 (880.0)	10.0 (254.0)	0.5 (12.5)	PA66	Black	25
RT250L9X2*		250.0 (1,115.0)	34.6 (880.0)	10.0 (254.0)	0.5 (12.5)	PA66	Natural	25
RT250L0UVX2		250.0 (1,115.0)	34.6 (880.0)	10.0 (254.0)	0.5 (12.5)	PA66UV	Black	25
RT250XL0X2*	RT250XL	250.0 (1,115.0)	40.6 (1,030.0)	12.0 (305.0)	0.5 (12.5)	PA66	Black	25
RT250XL9X2*		250.0 (1,115.0)	40.6 (1,030.0)	12.0 (305.0)	0.5 (12.5)	PA66	Natural	25
RT250XL0UVX2		250.0 (1,115.0)	40.6 (1,030.0)	12.0 (305.0)	0.5 (12.5)	PA66UV	Black	25

Dimensions are approximate and subject to technical changes. Use Part No. for ordering and Type for specification purposes. Installation tools: EVO9, EVO9HT, MK9P. *This product meets UL standards. Please see appendix for specific file numbers.



Please note! Not all products listed on this page may have this approval. Please check our website for latest approvals.

Bundling and Securing

Cable Ties

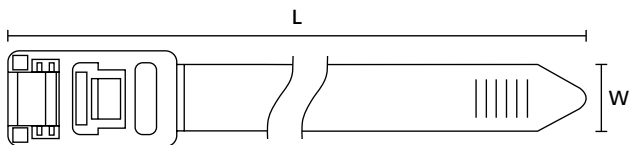
Releasable Cable Ties

Speedy Tie

An entirely innovative design in cable management, the Speedy Tie is a fully reusable, easily releasable tie. The Speedy Tie's unique design allows it to be released with one hand. HellermannTyton releasable cable ties offer a release feature in the head allowing for easy access to wire bundles when changes or temporary bundling are necessary. The head design guarantees high tensile strength even after repeated use.

Features and Benefits

- The heavy-duty Speedy tie features a specially designed head and patented trigger to allow for repeated use in temporary bundling applications.
- Additional design feature on the head allows excess strap to be tucked away after installation.



PART NO.	TYPE	Min. Tensile Strength lbs. (N)	Length (L) in. (mm)	Max. Bundle Diameter in. (mm)	Width (W) in. (mm)	Material	Color	Pkg. Qty.
RTT750HR.NX900	SpeedyTie (RTT750HR)	200.0 (888.0)	29.6 (752.0)	8.3 (210.0)	0.5 (13.0)	PA66	Yellow, Red	5
RTT750HR.NX1P		200.0 (888.0)	29.6 (752.0)	8.3 (210.0)	0.5 (13.0)	PA66	Yellow, Red	25
115-00030		200.0 (888.0)	29.6 (752.0)	8.3 (210.0)	0.5 (13.0)	PA66HIR(S)	Black	5

Dimensions are approximate and subject to technical changes. Use Part No. for ordering and Type for specification purposes.

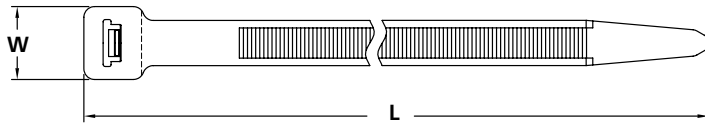
Releasable Cable Ties

RT255 Heavy Duty Releasable Ties

HellermannTyton releasable cable ties offer a release feature in the head allowing for easy access to wire bundles when changes are necessary. The head design guarantees high tensile strength even after repeated use, as well as a low insertion force. For high volume applications, tensioning tools are available to ensure consistent and safe installation.

Features and Benefits

- High impact, heat and UV stabilized releasable cable ties contain an impact modifier allowing greater flexibility and greater resistance to vibration.
- Special design offers a release feature for quick and easy access to wire bundles.
- Head design provides high tensile strength with very low insertion force even after repeated use.



PART NO.	TYPE	Min. Tensile Strength lbs. (N)	Length (L) in. (mm)	Max. Bundle Diameter in. (mm)	Width (W) in. (mm)	Material	Color	Pkg. Qty.
RT255S0HIRX2*	RT255S	250.0 (1,115.0)	8.9 (225.0)	2.0 (50.0)	0.5 (12.6)	PA66HIRHSUV	Black	25
RT255R0HIRX2*	RT255R	250.0 (1,115.0)	20.0 (508.0)	5.0 (127.0)	0.5 (12.6)	PA66HIRHSUV	Black	25

Dimensions are approximate and subject to technical changes. Use Part No. for ordering and Type for specification purposes. Installation tools: EVO9, EVO9HT, MK9P. *This product meets UL standards. Please see appendix for specific file numbers.



Please note! Not all products listed on this page may have this approval. Please check our website for latest approvals.

Bundling and Securing

Cable Ties

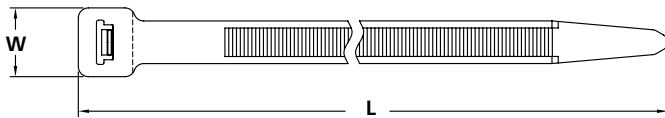
Releasable Cable Ties

SR255 Heavy Duty Sub-Releasable Ties

HellermannTyton SR255 Series heavy-duty cable ties offer a release feature in the head allowing for easy installation with the use of a cable tie tool. The head design guarantees high tensile strength even after repeated use, as well as a low insertion force.

Features and Benefits

- Impact-resistant, heat and UV stabilized releasable cable ties contain an impact modifier allowing greater flexibility and greater resistance to vibration.
- Special design offers a release feature for quick and easy access to wire bundles.
- Head design provides high tensile strength with very low insertion force even after repeated use.



PART NO.	TYPE	Min. Tensile Strength lbs. (N)	Length (L) in. (mm)	Max. Bundle Diameter in. (mm)	Width (W) in. (mm)	Material	Color	Pkg. Qty.
SR255S0HIHSUVX2	SR255S	250.0 (1,115.0)	8.9 (225.0)	2.0 (50.0)	0.5 (12.6)	PA66HIRHSUV	Black	25
SR255X0HIHSUVX2	SR255X	250.0 (1,115.0)	14.6 (370.0)	3.9 (100.0)	0.5 (12.6)	PA66HIRHSUV	Black	25
SR255X0HIHSUVC2		250.0 (1,115.0)	14.6 (370.0)	3.9 (100.0)	0.5 (12.6)	PA66HIRHSUV	Black	100

Dimensions are approximate and subject to technical changes. Use Part No. for ordering and Type for specification purposes.
Installation tools: EVO9, EVO9HT, MK9P.

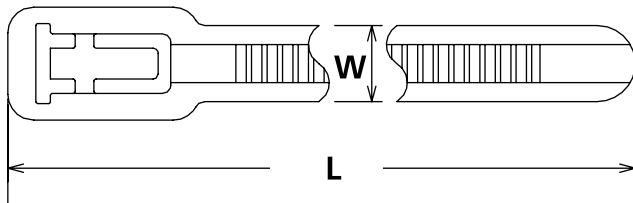
Releasable Cable Ties

RF Series

Releasable Cable Ties feature an integrated release mechanism on the head, allowing for changeouts without destroying the cable tie. The head design ensures consistently high tensile strength, even after repeated use. Rounded tail glides into head with low insertion force.

Features and Benefits

- Release feature allows maintenance or changeouts as needed.
- Polypropylene cable ties deliver excellent resistance to chemicals and salts.
- Inside serrations provide strong grip on cables and wire bundles.
- Reliable bundle fastening plus low insertion force for ease of use.



PART NO.	TYPE	Min. Tensile Strength lbs. (N)	Length (L) in. (mm)	Max. Bundle Diameter in. (mm)	Width (W) in. (mm)	Material	Color	Pkg. Qty.
115-00046	RF140	50.0 (222.3)	5.5 (140.0)	1.3 (32.0)	0.3 (7.4)	PA66	Black	100
115-00047		50.0 (222.3)	5.5 (140.0)	1.3 (32.0)	0.3 (7.4)	PA66	Natural	100
115-00049*	RF250	50.0 (222.3)	9.8 (250.0)	2.8 (72.0)	0.3 (7.4)	PA66	Black	100
115-00054		50.0 (222.3)	9.8 (250.0)	2.8 (72.0)	0.3 (7.4)	PA66	Natural	100

Dimensions are approximate and subject to technical changes. Use Part No. for ordering and Type for specification purposes.

Installation tools: EVO7, EVO7SP, EVO9, EVO9HT, MK7P, MK7HT, MK9P. *This product meets UL standards. Please see appendix for specific file numbers.



Please note! Not all products listed on this page may have this approval. Please check our website for latest approvals.

Bundling and Securing

Cable Ties

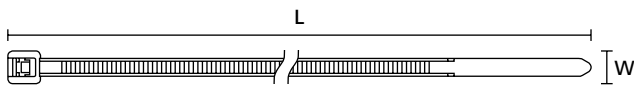
Clamp Ties

CTT Series in Natural and Black

HellermannTyton clamp tie has triangular shaped tabs extending beneath the head for optimal surface contact and complete circumferential compression to 360 degrees. The bent tail design allows quick and simple installations by hand. The clamps are recommended for soft rubber hose applications including fuel, water, and air vacuum lines.

Features and Benefits

- Head design contains clamping rails to provide full circumferential compression around bundles.
- Bent tail allows for quick insertion into head.



PART NO.	TYPE	Min. Tensile Strength lbs. (N)	Length (L) in. (mm)	Max. Bundle Diameter in. (mm)	Width (W) in. (mm)	Material	Color	Pkg. Qty.
CTT20R0C2*	CTT20R	20.0 (90.0)	4.0 (101.6)	0.5 (13.0)	0.1 (2.5)	PA66	Black	100
CTT20R9C2*		20.0 (90.0)	4.0 (101.6)	0.5 (13.0)	0.1 (2.5)	PA66	Natural	100
CTT20R0HSC2*		20.0 (90.0)	4.0 (101.6)	0.5 (13.0)	0.1 (2.5)	PA66HS	Black	100
CTT20R9M4*		20.0 (90.0)	4.0 (101.6)	0.5 (13.0)	0.1 (2.5)	PA66	Natural	1000
CTT20R0HSM4*		20.0 (90.0)	4.0 (101.6)	0.5 (13.0)	0.1 (2.5)	PA66HS	Black	1000
CTT60R0C2*	CTT60R	60.0 (265.0)	8.0 (205.0)	1.8 (45.0)	0.2 (4.7)	PA66	Black	100
CTT60R9C2*		60.0 (265.0)	8.0 (205.0)	1.8 (45.0)	0.2 (4.7)	PA66	Natural	100
CTT60R0HSC2*		60.0 (265.0)	8.0 (205.0)	1.8 (45.0)	0.2 (4.7)	PA66HS	Black	100
CTT60R0HIRC2		60.0 (265.0)	8.0 (205.0)	1.8 (45.0)	0.2 (4.7)	PA66HIRHSUV	Black	100
CTT60R9M4*		60.0 (265.0)	8.0 (205.0)	1.8 (45.0)	0.2 (4.7)	PA66	Natural	1000
CTT60R0HSM4*		60.0 (265.0)	8.0 (205.0)	1.8 (45.0)	0.2 (4.7)	PA66HS	Black	1000
CTT60R0HIRHSM4		60.0 (265.0)	8.0 (205.0)	1.8 (45.0)	0.2 (4.7)	PA66HIRHSUV	Black	1000

Dimensions are approximate and subject to technical changes. Use Part No. for ordering and Type for specification purposes.

Installation tools: EVO7, EVO7SP, EVO9, EVO9HT, MK7P, MK7HT, MK9P. *This product meets UL standards. Please see appendix for specific file numbers.



Please note! Not all products listed on this page may have this approval. Please check our website for latest approvals.

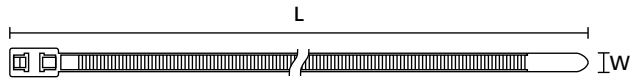
Double Head Ties

DH Series Cable Ties

The double head cable tie was designed with a dual locking head that creates two loops to secure two bundles simultaneously. The head also provides separation between bundles or bundles running parallel to each other. The bent tail design allows quick and simple installations by hand. For high volume applications, tensioning tools are available to ensure consistent and safe installation.

Features and Benefits

- Create separate bundles with only one cable tie.
- Cable tie with two heads can be used for parallel routing applications.



PART NO.	TYPE	Min. Tensile Strength lbs. (N)	Length (L) in. (mm)	Width (W) in. (mm)	Bundle Diameter Max. 1st Hole in. (mm)	Bundle Diameter Max. 2nd Hole in. (mm)	Material	Color	Pkg. Qty.
117-00018*	T50SDH	50.0 (225.0)	6.3 (159.0)	0.2 (4.7)	1.2 (31.0)	1.3 (32.0)	PA66	Black	100
117-00017*		50.0 (225.0)	6.3 (159.0)	0.2 (4.7)	1.2 (31.0)	1.3 (32.0)	PA66	Natural	1000
117-00019*		50.0 (225.0)	6.3 (159.0)	0.2 (4.7)	1.2 (31.0)	1.3 (32.0)	PA66	Black	1000
T50RDH9C2*	T50RDH	50.0 (225.0)	8.3 (210.0)	0.2 (4.7)	1.7 (44.4)	0.8 (19.0)	PA66	Natural	100
T50RDH0C2*		50.0 (225.0)	8.3 (210.0)	0.2 (4.7)	1.7 (44.4)	0.8 (19.0)	PA66	Black	100
T50RDH0UVC2		50.0 (225.0)	8.3 (210.0)	0.2 (4.7)	1.7 (44.4)	0.8 (19.0)	PA66UV	Black	100
T50RDH9M4*		50.0 (225.0)	8.3 (210.0)	0.2 (4.7)	1.7 (44.4)	0.8 (19.0)	PA66	Natural	1000
T50RDH0M4*		50.0 (225.0)	8.3 (210.0)	0.2 (4.7)	1.7 (44.4)	0.8 (19.0)	PA66	Black	1000
T50RDH0HSM4*		50.0 (225.0)	8.3 (210.0)	0.2 (4.7)	1.7 (44.4)	0.8 (19.0)	PA66HS	Black	1000

Dimensions are approximate and subject to technical changes. Use Part No. for ordering and Type for specification purposes.

Maximum bundle diameter is variable due to double loops. Installation tools: EVO7, EVO7SP, EVO9, EVO9HT, MK7P, MK7HT, MK9P. *This product meets UL standards. Please see appendix for specific file numbers.



Please note! Not all products listed on this page may have this approval. Please check our website for latest approvals.

Bundling and Securing

Cable Ties

Double Head Ties

DH Series Cable Ties

PART NO.	TYPE	Min. Tensile Strength lbs. (N)	Length (L) in. (mm)	Width (W) in. (mm)	Bundle Diameter Max. 1st Hole in. (mm)	Bundle Diameter Max. 2nd Hole in. (mm)	Material	Color	Pkg. Qty.
T50IDH9C2*	T50IDH	50.0 (225.0)	12.0 (305.0)	0.2 (4.7)	3.0 (76.2)	1.5 (38.1)	PA66	Natural	100
T50IDH0C2*		50.0 (225.0)	12.0 (305.0)	0.2 (4.7)	3.0 (76.2)	1.5 (38.1)	PA66	Black	100
T50IDH0UVC2*		50.0 (225.0)	12.0 (305.0)	0.2 (4.7)	3.0 (76.2)	1.5 (38.1)	PA66UV	Black	100
T50IDH9M4*		50.0 (225.0)	12.0 (305.0)	0.2 (4.7)	3.0 (76.2)	1.5 (38.1)	PA66	Natural	1000
T50IDH0M4*		50.0 (225.0)	12.0 (305.0)	0.2 (4.7)	3.0 (76.2)	1.5 (38.1)	PA66	Black	1000
T50IDH0HSM4*		50.0 (225.0)	12.0 (305.0)	0.2 (4.7)	3.0 (76.2)	1.5 (38.1)	PA66HS	Black	1000
T50LDH9C2*	T50LDH	50.0 (225.0)	15.6 (395.0)	0.2 (4.7)	4.0 (101.6)	2.0 (50.8)	PA66	Natural	100
T50LDH0C2*		50.0 (225.0)	15.6 (395.0)	0.2 (4.7)	4.0 (101.6)	2.0 (50.8)	PA66	Black	100
T50LDH0UVC2		50.0 (225.0)	15.6 (395.0)	0.2 (4.7)	4.0 (101.6)	2.0 (50.8)	PA66UV	Black	100
T50LDH9M4*		50.0 (225.0)	15.6 (395.0)	0.2 (4.7)	4.0 (101.6)	2.0 (50.8)	PA66	Natural	1000
T50LDH0M4*		50.0 (225.0)	15.6 (395.0)	0.2 (4.7)	4.0 (101.6)	2.0 (50.8)	PA66	Black	1000
T50LDH0HSM4*		50.0 (225.0)	15.6 (395.0)	0.2 (4.7)	4.0 (101.6)	2.0 (50.8)	PA66HS	Black	1000
T120RDH0K2*	T120RDH	120.0 (535.0)	15.7 (398.0)	0.3 (7.6)	4.0 (101.6)	2.0 (50.8)	PA66	Black	50
T120RDH0H4*		120.0 (535.0)	15.7 (398.0)	0.3 (7.6)	4.0 (101.6)	2.0 (50.8)	PA66	Black	500

Dimensions are approximate and subject to technical changes. Use Part No. for ordering and Type for specification purposes.

Maximum bundle diameter is variable due to double loops. Installation tools: EVO7, EVO7SP, EVO9, EVO9HT, MK7P, MK7HT, MK9P. *This product meets UL standards. Please see appendix for specific file numbers.



Please note! Not all products listed on this page may have this approval. Please check our website for latest approvals.

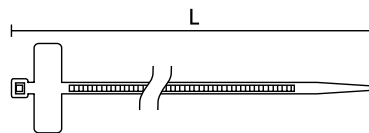
Identification Ties

IT Series Ties

Identification Cable Ties feature an identification plate that allows wire and cable bundles to be easily marked and identified. These ties enable wire and cables to be secured and identified using just one product, saving installation time. The plates can be marked using a permanent marker or with a HellermannTyton adhesive label.

Features and Benefits

- Identification plate feature allows bundles to be easily marked and identified.
- Wire and cable harnesses can be secured and identified using just one product, which saves time.
- Plates can be marked manually with a permanent marker or with a pre-printed adhesive label.



PART NO.	TYPE	Description	Min. Tensile Strength lbs. (N)	Length (L) in. (mm)	Max. Bundle Diameter in. (mm)	Material	Color	Pkg. Qty.
IT18R0C2*	IT18R	Marking pad size: .98" x .32" (25 x 8mm)	18.0 (80.0)	3.9 (100.0)	0.8 (19.0)	PA66	Black	100
IT18R0L4*		Marking pad size: .98" x .32" (25 x 8mm)	18.0 (80.0)	3.9 (100.0)	0.8 (19.0)	PA66	Black	200
IT18R9C2*		Marking pad size: .98" x .32" (25 x 8mm)	18.0 (80.0)	3.9 (100.0)	0.8 (19.0)	PA66	Natural	100
IT18R9L4*		Marking pad size: .98" x .32" (25 x 8mm)	18.0 (80.0)	3.9 (100.0)	0.8 (19.0)	PA66	Natural	200
IT18R2C2*		Marking pad size: .98" x .32" (25 x 8mm)	18.0 (80.0)	3.9 (100.0)	0.8 (19.0)	PA66	Red	100
IT18R2L4*		Marking pad size: .98" x .32" (25 x 8mm)	18.0 (80.0)	3.9 (100.0)	0.8 (19.0)	PA66	Red	200
IT18R3C2*		Marking pad size: .98" x .32" (25 x 8mm)	18.0 (80.0)	3.9 (100.0)	0.8 (19.0)	PA66	Orange	100
IT18R3L4*		Marking pad size: .98" x .32" (25 x 8mm)	18.0 (80.0)	3.9 (100.0)	0.8 (19.0)	PA66	Orange	200
IT18R4L4*		Marking pad size: .98" x .32" (25 x 8mm)	18.0 (80.0)	3.9 (100.0)	0.8 (19.0)	PA66	Yellow	200
IT18R6C2*		Marking pad size: .98" x .32" (25 x 8mm)	18.0 (80.0)	3.9 (100.0)	0.8 (19.0)	PA66	Blue	100
IT18R6L4*		Marking pad size: .98" x .32" (25 x 8mm)	18.0 (80.0)	3.9 (100.0)	0.8 (19.0)	PA66	Blue	200
IT18R8C2*		Marking pad size: .98" x .32" (25 x 8mm)	18.0 (80.0)	3.9 (100.0)	0.8 (19.0)	PA66	Gray	100
IT18R10C2*		Marking pad size: .98" x .32" (25 x 8mm)	18.0 (80.0)	3.9 (100.0)	0.8 (19.0)	PA66	White	100
IT18R10L4*		Marking pad size: .98" x .32" (25 x 8mm)	18.0 (80.0)	3.9 (100.0)	0.8 (19.0)	PA66	White	200

Dimensions are approximate and subject to technical changes. Use Part No. for ordering and Type for specification purposes.

Installation tools: EVO7, EVO7SP, EVO9, EVO9HT, MK7P, MK7HT, MK9P. Military black available, contact HellermannTyton for more information. *This product meets UL standards. Please see appendix for specific file numbers.



Please note! Not all products listed on this page may have this approval. Please check our website for latest approvals.

Bundling and Securing

Cable Ties

Identification Ties

IT Series Ties

PART NO.	TYPE	Description	Min. Tensile Strength lbs. (N)	Length (L) in. (mm)	Max. Bundle Diameter in. (mm)	Material	Color	Pkg. Qty.
IT18FL0C2*	IT18FL	Marking pad size: .81" x .35" (20.5 x 9mm)	18.0 (80.0)	4.3 (110.0)	0.8 (19.0)	PA66	Black	100
IT18FL0L4*		Marking pad size: .81" x .35" (20.5 x 9mm)	18.0 (80.0)	4.3 (110.0)	0.8 (19.0)	PA66	Black	200
IT18FL9C2*		Marking pad size: .81" x .35" (20.5 x 9mm)	18.0 (80.0)	4.3 (110.0)	0.8 (19.0)	PA66	Natural	100
IT18FL9L4*		Marking pad size: .81" x .35" (20.5 x 9mm)	18.0 (80.0)	4.3 (110.0)	0.8 (19.0)	PA66	Natural	200
IT18FL2L4*		Marking pad size: .81" x .35" (20.5 x 9mm)	18.0 (80.0)	4.3 (110.0)	0.8 (19.0)	PA66	Red	200
IT18FL3L4*		Marking pad size: .81" x .35" (20.5 x 9mm)	18.0 (80.0)	4.3 (110.0)	0.8 (19.0)	PA66	Orange	200
IT18FL4L4*		Marking pad size: .81" x .35" (20.5 x 9mm)	18.0 (80.0)	4.3 (110.0)	0.8 (19.0)	PA66	Yellow	200
IT18FL6L4*		Marking pad size: .81" x .35" (20.5 x 9mm)	18.0 (80.0)	4.3 (110.0)	0.8 (19.0)	PA66	Blue	200
IT18FL10L4*		Marking pad size: .81" x .35" (20.5 x 9mm)	18.0 (80.0)	4.3 (110.0)	0.8 (19.0)	PA66	White	200
IT50R0C2*		IT50R	Marking pad size: 1.10" x .51" (28 x 12.9mm)	50.0 (225.0)	8.0 (203.0)	1.8 (44.5)	PA66	Black
IT50R0M4*	Marking pad size: 1.10" x .51" (28 x 12.9mm)		50.0 (225.0)	8.0 (203.0)	1.8 (44.5)	PA66	Black	1000
IT50R9C2*	Marking pad size: 1.10" x .51" (28 x 12.9mm)		50.0 (225.0)	8.0 (203.0)	1.8 (44.5)	PA66	Natural	100
IT50R9M4*	Marking pad size: 1.10" x .51" (28 x 12.9mm)		50.0 (225.0)	8.0 (203.0)	1.8 (44.5)	PA66	Natural	1000
IT50R2C2*	Marking pad size: 1.10" x .51" (28 x 12.9mm)		50.0 (225.0)	8.0 (203.0)	1.8 (44.5)	PA66	Red	100
IT50R3M4*	Marking pad size: 1.10" x .51" (28 x 12.9mm)		50.0 (225.0)	8.0 (203.0)	1.8 (44.5)	PA66	Orange	1000
IT50R4C2*	Marking pad size: 1.10" x .51" (28 x 12.9mm)		50.0 (225.0)	8.0 (203.0)	1.8 (44.5)	PA66	Yellow	100
IT50R10C2*	Marking pad size: 1.10" x .51" (28 x 12.9mm)		50.0 (225.0)	8.0 (203.0)	1.8 (44.5)	PA66	White	100
IT50RD0K2*	IT50RD	Marking pad size: 1.14" x 1.04" (29 x 26.3mm)	50.0 (225.0)	8.0 (205.0)	1.7 (44.0)	PA66	Black	50
IT50RD9K2*		Marking pad size: 1.14" x 1.04" (29 x 26.3mm)	50.0 (225.0)	8.0 (205.0)	1.7 (44.0)	PA66	Natural	50
IT50RD4K2*		Marking pad size: 1.14" x 1.04" (29 x 26.3mm)	50.0 (225.0)	8.0 (205.0)	1.7 (44.0)	PA66	Yellow	50

Dimensions are approximate and subject to technical changes. Use Part No. for ordering and Type for specification purposes.

Installation tools: EVO7, EVO7SP, EVO9, EVO9HT, MK7P, MK7HT, MK9P. Military black available, contact HellermannTyton for more information. *This product meets UL standards. Please see appendix for specific file numbers.



Please note! Not all products listed on this page may have this approval. Please check our website for latest approvals.

Identification Ties

IT Series Ties

PART NO.	TYPE	Description	Min. Tensile Strength lbs. (N)	Length (L) in. (mm)	Max. Bundle Diameter in. (mm)	Material	Color	Pkg. Qty.
IT50RT0K2*	IT50RT	Marking pad size: 1.81" x 1.04" (46 x 26.3mm)	50.0 (225.0)	8.0 (205.0)	1.7 (44.0)	PA66	Black	50
IT50RT9K2*		Marking pad size: 1.81" x 1.04" (46 x 26.3mm)	50.0 (225.0)	8.0 (205.0)	1.7 (44.0)	PA66	Natural	50
IT50RT4K2*		Marking pad size: 1.81" x 1.04" (46 x 26.3mm)	50.0 (225.0)	8.0 (205.0)	1.7 (44.0)	PA66	Yellow	50
IT50L0M4*	IT50L	Marking pad size: .5" x 2.20" (12.8 x 56mm)	50.0 (225.0)	15.4 (390.0)	3.9 (100.0)	PA66	Black	1000
IT50L9C2*		Marking pad size: .5" x 2.20" (12.8 x 56mm)	50.0 (225.0)	15.4 (390.0)	3.9 (100.0)	PA66	Natural	100
IT50L3M4*		Marking pad size: .5" x 2.20" (12.8 x 56mm)	50.0 (225.0)	15.4 (390.0)	3.9 (100.0)	PA66	Orange	1000
IT50L4M4*		Marking pad size: .5" x 2.20" (12.8 x 56mm)	50.0 (225.0)	15.4 (390.0)	3.9 (100.0)	PA66	Yellow	1000
IT50L6M4*		Marking pad size: .5" x 2.20" (12.8 x 56mm)	50.0 (225.0)	15.4 (390.0)	3.9 (100.0)	PA66	Blue	1000

Dimensions are approximate and subject to technical changes. Use Part No. for ordering and Type for specification purposes.

Installation tools: EVO7, EVO7SP, EVO9, EVO9HT, MK7P, MK7HT, MK9P. Military black available, contact HellermannTyton for more information. *This product meets UL standards. Please see appendix for specific file numbers.



Please note! Not all products listed on this page may have this approval. Please check our website for latest approvals.

Bundling and Securing

Cable Ties

Stainless Steel Cable Ties

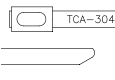
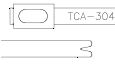
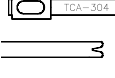
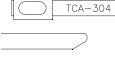
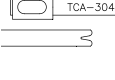
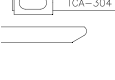
MBT Series in 304 Material

HellermannTyton's stainless steel ties are designed with a ball bearing locking mechanism to assure high tensile strength and easy insertion when securing hoses, cables, pipes, and more. Stainless steel ties can be used in virtually any indoor, outdoor, or underground application. Grade 304 material is commonly used for stainless steel bundling applications and suits most general purpose requirements. It features the ability to withstand most environmental conditions, particularly in applications where vibration, general weathering, radiation, and temperature extremes are a concern.

Features and Benefits

- Self locking, ball bearing mechanism assures high tensile strength and easy insertion.
- Fully enclosed head does not allow dirt or grit to interfere with locking mechanism.
- High tensile strength for dependability and safety on heavy duty applications.



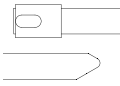
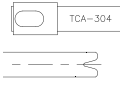
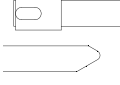
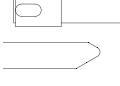
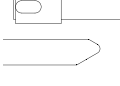
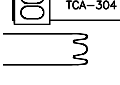
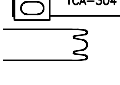
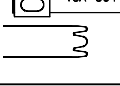

PART NO.	TYPE	Min. Tensile Strength lbs. (N)	Length (L) in. (mm)	Max. Bundle Diameter in. (mm)	Width (W) in. (mm)	Pkg. Qty.	Drawing
MBT55-S	MBT55S	202.0 (900.0)	5.0 (127.0)	1.0 (25.0)	0.2 (4.6)	100	
MBT85-S	MBT85S	202.0 (900.0)	7.9 (201.0)	2.0 (50.0)	0.2 (4.6)	100	
MBT145-S	MBT145S	202.0 (900.0)	14.3 (362.0)	4.0 (102.0)	0.2 (4.6)	100	
MBT205-S	MBT205S	202.0 (900.0)	20.5 (521.0)	6.0 (152.0)	0.2 (4.6)	100	
MBT275-S	MBT275S	202.0 (900.0)	27.0 (685.0)	8.0 (203.0)	0.2 (4.6)	100	
MBT335-S	MBT335S	202.0 (900.0)	33.0 (838.0)	10.0 (254.0)	0.2 (4.6)	100	

Dimensions are approximate and subject to technical changes. Use Part No. for ordering and Type for specification purposes.

Installation tool: MK95ST. Stainless steel ties and materials should be tested thoroughly under end-use conditions to determine suitability for the application.

Stainless Steel Cable Ties

MBT Series in 304 Material

PART NO.	TYPE	Min. Tensile Strength lbs. (N)	Length (L) in. (mm)	Max. Bundle Diameter in. (mm)	Width (W) in. (mm)	Pkg. Qty.	Drawing
MBT8H-S	MBT8HS	450.0 (2,000.0)	7.9 (201.0)	2.0 (50.0)	0.3 (7.9)	50	
MBT14H-S	MBT14HS	450.0 (2,000.0)	14.3 (362.0)	4.0 (102.0)	0.3 (7.9)	50	
MBT20H-S	MBT20HS	450.0 (2,000.0)	20.5 (521.0)	6.0 (152.0)	0.3 (7.9)	50	
MBT27H-S	MBT27HS	450.0 (2,000.0)	27.0 (685.0)	8.0 (203.0)	0.3 (7.9)	50	
MBT33H-S	MBT33HS	450.0 (2,000.0)	33.0 (838.0)	10.0 (254.0)	0.3 (7.9)	50	
111-95148	MBT14XHS	607.0 (2,700.0)	14.3 (362.0)	4.0 (102.0)	0.5 (12.3)	50	
111-95208	MBT20XHS	607.0 (2,700.0)	20.5 (521.0)	6.0 (152.0)	0.5 (12.3)	50	
111-95278	MBT27XHS	607.0 (2,700.0)	26.8 (681.0)	8.0 (203.0)	0.5 (12.3)	50	
111-95338	MBT33XHS	607.0 (2,700.0)	33.0 (838.0)	10.0 (254.0)	0.5 (12.3)	50	

Dimensions are approximate and subject to technical changes. Use Part No. for ordering and Type for specification purposes.

Installation tool: MK95ST. Stainless steel ties and materials should be tested thoroughly under end-use conditions to determine suitability for the application.

Bundling and Securing

Cable Ties

Stainless Steel Cable Ties

MBT Series in 316 Material

HellermannTyton's stainless steel ties are designed with a ball bearing locking mechanism to assure high tensile strength and easy insertion when securing hoses, cables, pipes, and more. Stainless steel ties can be used in virtually any indoor, outdoor, or underground application. Grade 316 material is highly resistant to corrosion and widely used in marine environments where chemicals, salts, acids, and temperature extremes may affect the bundling application. MBT stainless steel ties in 316 stainless steel material are also available with a polyester protective coating. This coating creates a barrier and protectant from chemical reactions of dissimilar metals.



Features and Benefits

- Self locking, ball bearing mechanism for quick and easy installation, either by hand or by tensioning tool.
- Fully enclosed head prevents dirt or grit from interfering with locking mechanism.
- High tensile strength for maximum strength and safety on heavy duty applications.

PART NO.	TYPE	Min. Tensile Strength lbs. (N)	Length (L) in. (mm)	Max. Bundle Diameter in. (mm)	Width (W) in. (mm)	Pkg. Qty.	Drawing
MBT5S	MBT5S	202.0 (900.0)	5.0 (127.0)	1.0 (25.0)	0.2 (4.6)	100	
MBT8S	MBT8S	202.0 (900.0)	7.9 (201.0)	2.0 (50.0)	0.2 (4.6)	100	
MBT14S	MBT14S	202.0 (900.0)	14.3 (362.0)	4.0 (102.0)	0.2 (4.6)	100	
MBT20S	MBT20S	202.0 (900.0)	20.5 (521.0)	6.0 (152.0)	0.2 (4.6)	100	
MBT27S	MBT27S	202.0 (900.0)	27.0 (685.0)	8.0 (203.0)	0.2 (4.6)	100	

Dimensions are approximate and subject to technical changes. Use Part No. for ordering and Type for specification purposes.

Installation tool: MK95ST. Stainless steel ties and materials should be tested thoroughly under end-use conditions to determine suitability for the application.



Please note! Not all products listed on this page may have this approval. Please check our website for latest approvals.

Stainless Steel Cable Ties

MBT Series in 316 Material

PART NO.	TYPE	Min. Tensile Strength lbs. (N)	Length (L) in. (mm)	Max. Bundle Diameter in. (mm)	Width (W) in. (mm)	Pkg. Qty.	Drawing
MBT33S	MBT33S	202.0 (900.0)	33.0 (838.0)	10.0 (254.0)	0.2 (4.6)	100	
MBT8H	MBT8H	450.0 (2,000.0)	7.9 (201.0)	2.0 (50.0)	0.3 (7.9)	50	
MBT14H	MBT14H	450.0 (2,000.0)	14.3 (362.0)	4.0 (102.0)	0.3 (7.9)	50	
MBT20H	MBT20H	450.0 (2,000.0)	20.5 (521.0)	6.0 (152.0)	0.3 (7.9)	50	
MBT27H	MBT27H	450.0 (2,000.0)	27.0 (685.0)	8.0 (203.0)	0.3 (7.9)	50	
MBT33H	MBT33H	450.0 (2,000.0)	33.0 (838.0)	10.0 (254.0)	0.3 (7.9)	50	
111-95149	MBT14XH	607.0 (2,700.0)	14.3 (362.0)	4.0 (102.0)	0.5 (12.3)	50	
111-95209	MBT20XH	607.0 (2,700.0)	20.5 (521.0)	6.0 (152.0)	0.5 (12.3)	50	
111-95279	MBT27XH	607.0 (2,700.0)	26.8 (681.0)	8.0 (203.0)	0.5 (12.3)	50	

Dimensions are approximate and subject to technical changes. Use Part No. for ordering and Type for specification purposes.

Installation tool: MK95ST. Stainless steel ties and materials should be tested thoroughly under end-use conditions to determine suitability for the application.



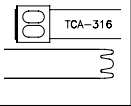
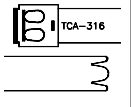
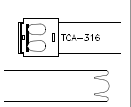
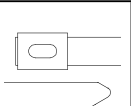
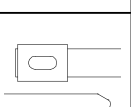
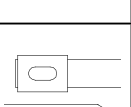
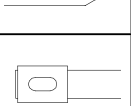
Please note! Not all products listed on this page may have this approval. Please check our website for latest approvals.

Bundling and Securing

Cable Ties

Stainless Steel Cable Ties

MBT Series in 316 Material

PART NO.	TYPE	Min. Tensile Strength lbs. (N)	Length (L) in. (mm)	Max. Bundle Diameter in. (mm)	Width (W) in. (mm)	Pkg. Qty.	Drawing
111-95339	MBT33XH	607.0 (2,700.0)	33.0 (838.0)	10.0 (254.0)	0.5 (12.3)	50	
111-01301	MBT14UH	922.0 (4,100.0)	14.3 (362.0)	4.0 (102.0)	0.6 (16.0)	50	
111-01302	MBT20UH	922.0 (4,100.0)	20.5 (521.0)	6.0 (152.0)	0.6 (16.0)	50	
111-01303	MBT27UH	922.0 (4,100.0)	26.8 (681.0)	8.0 (203.0)	0.6 (16.0)	50	
111-01304	MBT33UH	922.0 (4,100.0)	33.0 (838.0)	10.0 (254.0)	0.6 (16.0)	50	
111-01305	MBT43UH	922.0 (4,100.0)	43.0 (1,092.0)	13.0 (330.0)	0.6 (16.0)	25	
111-01306	MBT49UH	922.0 (4,100.0)	49.0 (1,245.0)	15.0 (380.0)	0.6 (16.0)	25	

Dimensions are approximate and subject to technical changes. Use Part No. for ordering and Type for specification purposes.

Installation tool: MK9SST. Stainless steel ties and materials should be tested thoroughly under end-use conditions to determine suitability for the application.



Please note! Not all products listed on this page may have this approval. Please check our website for latest approvals.


Hook and Loop Grip Ties

Grip Tie Straps in 6" and 8" Lengths

The Grip Tie is a low-profile, one-piece fastening device. Constructed of a hook and loop design, laminated back to back, the Grip Tie features quick release for repetitive access to cable and wire. Reusable, adjustable, releasable, and easy to install, it can be successfully opened and closed numerous times. Grip Ties are available in a variety of colors and are versatile enough for applications ranging from network installations to bundling power cords.

Features and Benefits

- Features quick release for repetitive access to cable and wire.
- Can be opened and closed numerous times without failure.
- Adjustable so one size can accommodate multiple bundle diameters.



PART NO.	TYPE	Min. Tensile Strength lbs. (N)	Length (L) in. (mm)	Max. Bundle Diameter in. (mm)	Width (W) in. (mm)	Width (W2) in. (mm)	Length (L2) in. (mm)	Material	Color	Pkg. Qty.	
GT.375X60C2	GT.375X6	40.0 (177.9)	6.0 (152.4)	1.0 (25.4)	0.4 (9.5)	0.8 (19.1)	1.5 (38.1)	PA66, PE	Black	100	
GT.50X60P2*	GT.50X6	40.0 (177.9)	6.0 (152.4)	1.0 (25.4)	0.5 (12.7)	1.0 (25.4)	1.5 (38.1)	PA66, PE	Black	10	
GT.50X60C2*		40.0 (177.9)	6.0 (152.4)	1.0 (25.4)	0.5 (12.7)	1.0 (25.4)	1.5 (38.1)	PA66, PE	Black	100	
GT.50X62P2*		40.0 (177.9)	6.0 (152.4)	1.0 (25.4)	0.5 (12.7)	1.0 (25.4)	1.5 (38.1)	PA66, PE	Red	10	
GT.50X62C2*		40.0 (177.9)	6.0 (152.4)	1.0 (25.4)	0.5 (12.7)	1.0 (25.4)	1.5 (38.1)	PA66, PE	Red	100	
GT.50X63P2*		40.0 (177.9)	6.0 (152.4)	1.0 (25.4)	0.5 (12.7)	1.0 (25.4)	1.5 (38.1)	PA66, PE	Orange	10	
GT.50X63C2*		40.0 (177.9)	6.0 (152.4)	1.0 (25.4)	0.5 (12.7)	1.0 (25.4)	1.5 (38.1)	PA66, PE	Orange	100	
GT.50X64P2*		40.0 (177.9)	6.0 (152.4)	1.0 (25.4)	0.5 (12.7)	1.0 (25.4)	1.5 (38.1)	PA66, PE	Yellow	10	
GT.50X64C2*		40.0 (177.9)	6.0 (152.4)	1.0 (25.4)	0.5 (12.7)	1.0 (25.4)	1.5 (38.1)	PA66, PE	Yellow	100	
GT.50X65P2*		40.0 (177.9)	6.0 (152.4)	1.0 (25.4)	0.5 (12.7)	1.0 (25.4)	1.5 (38.1)	PA66, PE	Green	10	
GT.50X65C2*		40.0 (177.9)	6.0 (152.4)	1.0 (25.4)	0.5 (12.7)	1.0 (25.4)	1.5 (38.1)	PA66, PE	Green	100	
GT.50X66P2*		40.0 (177.9)	6.0 (152.4)	1.0 (25.4)	0.5 (12.7)	1.0 (25.4)	1.5 (38.1)	PA66, PE	Blue	10	
GT.50X66C2*		40.0 (177.9)	6.0 (152.4)	1.0 (25.4)	0.5 (12.7)	1.0 (25.4)	1.5 (38.1)	PA66, PE	Blue	100	
GT.50X80P2*		GT.50X8	40.0 (177.9)	8.0 (203.2)	1.8 (44.5)	0.5 (12.7)	1.0 (25.4)	1.5 (38.1)	PA66, PE	Black	10
GT.50X80C2*			40.0 (177.9)	8.0 (203.2)	1.8 (44.5)	0.5 (12.7)	1.0 (25.4)	1.5 (38.1)	PA66, PE	Black	100
GT.50X82P2*	40.0 (177.9)		8.0 (203.2)	1.8 (44.5)	0.5 (12.7)	1.0 (25.4)	1.5 (38.1)	PA66, PE	Red	10	
GT.50X82C2*	40.0 (177.9)		8.0 (203.2)	1.8 (44.5)	0.5 (12.7)	1.0 (25.4)	1.5 (38.1)	PA66, PE	Red	100	
GT.50X83P2*	40.0 (177.9)		8.0 (203.2)	1.8 (44.5)	0.5 (12.7)	1.0 (25.4)	1.5 (38.1)	PA66, PE	Orange	10	
GT.50X83C2*	40.0 (177.9)		8.0 (203.2)	1.8 (44.5)	0.5 (12.7)	1.0 (25.4)	1.5 (38.1)	PA66, PE	Orange	100	
GT.50X84P2*	40.0 (177.9)		8.0 (203.2)	1.8 (44.5)	0.5 (12.7)	1.0 (25.4)	1.5 (38.1)	PA66, PE	Yellow	10	
GT.50X84C2*	40.0 (177.9)		8.0 (203.2)	1.8 (44.5)	0.5 (12.7)	1.0 (25.4)	1.5 (38.1)	PA66, PE	Yellow	100	
GT.50X85P2*	40.0 (177.9)		8.0 (203.2)	1.8 (44.5)	0.5 (12.7)	1.0 (25.4)	1.5 (38.1)	PA66, PE	Green	10	
GT.50X85C2*	40.0 (177.9)		8.0 (203.2)	1.8 (44.5)	0.5 (12.7)	1.0 (25.4)	1.5 (38.1)	PA66, PE	Green	100	
GT.50X86P2*	40.0 (177.9)		8.0 (203.2)	1.8 (44.5)	0.5 (12.7)	1.0 (25.4)	1.5 (38.1)	PA66, PE	Blue	10	
GT.50X86C2*	40.0 (177.9)		8.0 (203.2)	1.8 (44.5)	0.5 (12.7)	1.0 (25.4)	1.5 (38.1)	PA66, PE	Blue	100	

Dimensions are approximate and subject to technical changes. Use Part No. for ordering and Type for specification purposes.

*This product meets UL standards. Please see appendix for specific file numbers.



Please note! Not all products listed on this page may have this approval. Please check our website for latest approvals.

Bundling and Securing

Cable Ties

Hook and Loop Grip Ties

Grip Tie Straps in 11" and 15" Lengths

The Grip Tie is a low-profile, one-piece fastening device. Constructed of a hook and loop design, laminated back to back, the Grip Tie features quick release for repetitive access to cable and wire. Reusable, adjustable, releasable, and easy to install, it can be successfully opened and closed numerous times. Grip Ties are available in a variety of colors and are versatile enough for applications ranging from network installations to bundling power cords.

Features and Benefits

- Features quick release for repetitive access to cable and wire.
- Can be opened and closed numerous times without failure.
- Adjustable so one size can accommodate multiple bundle diameters.



PART NO.	TYPE	Min. Tensile Strength lbs. (N)	Length (L) in. (mm)	Max. Bundle Diameter in. (mm)	Width (W) in. (mm)	Width (W2) in. (mm)	Length (L2) in. (mm)	Material	Color	Pkg. Qty.
GT.50X110P2*	GT.50X11	40.0 (177.9)	11.0 (279.4)	2.6 (66.8)	0.5 (12.7)	1.0 (25.4)	1.5 (38.1)	PA66, PE	Black	10
GT.50X110C2*		40.0 (177.9)	11.0 (279.4)	2.6 (66.8)	0.5 (12.7)	1.0 (25.4)	1.5 (38.1)	PA66, PE	Black	100
GT.50X112P2*		40.0 (177.9)	11.0 (279.4)	2.6 (66.8)	0.5 (12.7)	1.0 (25.4)	1.5 (38.1)	PA66, PE	Red	10
GT.50X112C2*		40.0 (177.9)	11.0 (279.4)	2.6 (66.8)	0.5 (12.7)	1.0 (25.4)	1.5 (38.1)	PA66, PE	Red	100
GT.50X113P2*		40.0 (177.9)	11.0 (279.4)	2.6 (66.8)	0.5 (12.7)	1.0 (25.4)	1.5 (38.1)	PA66, PE	Orange	10
GT.50X113C2*		40.0 (177.9)	11.0 (279.4)	2.6 (66.8)	0.5 (12.7)	1.0 (25.4)	1.5 (38.1)	PA66, PE	Orange	100
GT.50X114P2*		40.0 (177.9)	11.0 (279.4)	2.6 (66.8)	0.5 (12.7)	1.0 (25.4)	1.5 (38.1)	PA66, PE	Yellow	10
GT.50X114C2*		40.0 (177.9)	11.0 (279.4)	2.6 (66.8)	0.5 (12.7)	1.0 (25.4)	1.5 (38.1)	PA66, PE	Yellow	100
GT.50X115P2*		40.0 (177.9)	11.0 (279.4)	2.6 (66.8)	0.5 (12.7)	1.0 (25.4)	1.5 (38.1)	PA66, PE	Green	10
GT.50X115C2*		40.0 (177.9)	11.0 (279.4)	2.6 (66.8)	0.5 (12.7)	1.0 (25.4)	1.5 (38.1)	PA66, PE	Green	100
GT.50X116P2*		40.0 (177.9)	11.0 (279.4)	2.6 (66.8)	0.5 (12.7)	1.0 (25.4)	1.5 (38.1)	PA66, PE	Blue	10
GT.50X116C2*		40.0 (177.9)	11.0 (279.4)	2.6 (66.8)	0.5 (12.7)	1.0 (25.4)	1.5 (38.1)	PA66, PE	Blue	100

Dimensions are approximate and subject to technical changes. Use Part No. for ordering and Type for specification purposes.

*This product meets UL standards. Please see appendix for specific file numbers.



Please note! Not all products listed on this page may have this approval. Please check our website for latest approvals.

Hook and Loop Grip Ties

Grip Tie Straps in 11" and 15" Lengths

PART NO.	TYPE	Min. Tensile Strength lbs. (N)	Length (L) in. (mm)	Max. Bundle Diameter in. (mm)	Width (W) in. (mm)	Width (W2) in. (mm)	Length (L2) in. (mm)	Material	Color	Pkg. Qty.
GT.75X150P2*	GT.75X15	50.0 (222.4)	15.0 (381.0)	3.9 (98.6)	0.8 (19.1)	1.5 (38.1)	2.5 (63.5)	PA66, PE	Black	10
GT.75X150C2*		50.0 (222.4)	15.0 (381.0)	3.9 (98.6)	0.8 (19.1)	1.5 (38.1)	2.5 (63.5)	PA66, PE	Black	100
GT.75X152P2*		50.0 (222.4)	15.0 (381.0)	3.9 (98.6)	0.8 (19.1)	1.5 (38.1)	2.5 (63.5)	PA66, PE	Red	10
GT.75X152C2*		50.0 (222.4)	15.0 (381.0)	3.9 (98.6)	0.8 (19.1)	1.5 (38.1)	2.5 (63.5)	PA66, PE	Red	100
GT.75X153P2*		50.0 (222.4)	15.0 (381.0)	3.9 (98.6)	0.8 (19.1)	1.5 (38.1)	2.5 (63.5)	PA66, PE	Orange	10
GT.75X153C2*		50.0 (222.4)	15.0 (381.0)	3.9 (98.6)	0.8 (19.1)	1.5 (38.1)	2.5 (63.5)	PA66, PE	Orange	100
GT.75X154P2*		50.0 (222.4)	15.0 (381.0)	3.9 (98.6)	0.8 (19.1)	1.5 (38.1)	2.5 (63.5)	PA66, PE	Yellow	10
GT.75X154C2*		50.0 (222.4)	15.0 (381.0)	3.9 (98.6)	0.8 (19.1)	1.5 (38.1)	2.5 (63.5)	PA66, PE	Yellow	100
GT.75X155P2*		50.0 (222.4)	15.0 (381.0)	3.9 (98.6)	0.8 (19.1)	1.5 (38.1)	2.5 (63.5)	PA66, PE	Green	10
GT.75X155C2*		50.0 (222.4)	15.0 (381.0)	3.9 (98.6)	0.8 (19.1)	1.5 (38.1)	2.5 (63.5)	PA66, PE	Green	100
GT.75X156P2*		50.0 (222.4)	15.0 (381.0)	3.9 (98.6)	0.8 (19.1)	1.5 (38.1)	2.5 (63.5)	PA66, PE	Blue	10
GT.75X156C2*		50.0 (222.4)	15.0 (381.0)	3.9 (98.6)	0.8 (19.1)	1.5 (38.1)	2.5 (63.5)	PA66, PE	Blue	100

Dimensions are approximate and subject to technical changes. Use Part No. for ordering and Type for specification purposes.

*This product meets UL standards. Please see appendix for specific file numbers.



Please note! Not all products listed on this page may have this approval. Please check our website for latest approvals.

Bundling and Securing

Cable Ties

Hook and Loop Grip Ties

Grip Tie Rolls

For custom-cut lengths, HellermannTyton offers the hook and loop strap on five-yard and 25-yard rolls. Ideal for jobsites where custom lengths are needed. The Grip Tie is a low-profile, one-piece fastening device. Constructed of a hook and loop design, laminated back to back, the Grip Tie features quick release for repetitive access to cable and wire. Grip Ties are available in a variety of colors and are versatile enough for applications ranging from network installations to bundling power cords.

Features and Benefits

- Features quick release for repetitive access to cable and wire.
- Can be opened and closed numerous times without failure.
- Supplied on a roll to create custom lengths on demand.



PART NO.	TYPE	Length (L) ft. (m)	Width (W) in. (mm)	Material	Color	Pkg. Qty.
GT.75X1800*	GT.75X180	15.0 (4.5)	0.8 (19.1)	PA66, PE	Black	1
GT.75X1802*		15.0 (4.5)	0.8 (19.1)	PA66, PE	Red	1
GT.75X1803*		15.0 (4.5)	0.8 (19.1)	PA66, PE	Orange	1
GT.75X1804*		15.0 (4.5)	0.8 (19.1)	PA66, PE	Yellow	1
GT.75X1805*		15.0 (4.5)	0.8 (19.1)	PA66, PE	Green	1
GT.75X1806*		15.0 (4.5)	0.8 (19.1)	PA66, PE	Blue	1
GT.75X18010*		15.0 (4.5)	0.8 (19.1)	PA66, PE	White	1
GT.75X1800W*	GT.75X180W	15.0 (4.5)	0.8 (19.1)	PA66, PE	Black	1
GT.75X6000	GT.75X600	50.0 (15.2)	0.8 (19.1)	PA66, PE	Black	1
GT.75X9000	GT.75X900	75.0 (22.9)	0.8 (19.1)	PA66, PE	Black	1
GT.75X9004		75.0 (22.9)	0.8 (19.1)	PA66, PE	Yellow	1

Dimensions are approximate and subject to technical changes. Use Part No. for ordering and Type for specification purposes.
 *This product meets UL standards. Please see appendix for specific file numbers.



Please note! Not all products listed on this page may have this approval. Please check our website for latest approvals.

Hook and Loop Grip Ties

Low-Profile Grip Ties

The Low-Profile Grip Tie is a self gripping hook and loop strap that can be easily wrapped around a bundled and fastened onto themselves for a secure hold. The modest thickness of the back-to-back hook and loop is ideal for small areas without the worry of snagging.

Features and Benefits

- Features quick release for repetitive access to cable and wire.
- Can be opened and closed numerous times without failure.
- Head size is twice as wide as the strap to provide extra strength.
- Low-profile design provides dependable cable management in tight spaces.



PART NO.	TYPE	Length (L) in. (mm)	Width (W) in. (mm)	Width (W2) in. (mm)	Length (L2) in. (mm)	Material	Color	Pkg. Qty.
GTLP50X60P2	GTLP50X6	6.0 (152.4)	0.5 (12.7)	1.5 (25.4)	1.5 (38.1)	PA66, PE	Black	10
GTLP50X80P2	GTLP50X8	8.0 (203.2)	0.5 (12.7)	1.5 (25.4)	1.5 (38.1)	PA66, PE	Black	10
GTLP50X110P2	GTLP50X11	11.0 (279.4)	0.5 (12.7)	1.5 (25.4)	1.5 (38.1)	PA66, PE	Black	10

Dimensions are approximate and subject to technical changes. Use Part No. for ordering and Type for specification purposes.

Bundling and Securing

Cable Ties

Hook and Loop Grip Ties

Grip Ties for Plenum Applications

HellermannTyton offers UL 94 V-2 flame rated Grip Ties for use in air handling spaces. Grip Ties are UL Listed in accordance with the National Electric Code regulations. Grip Ties are low-profile, one-piece fastening devices. Constructed of a hook and loop design, laminated back to back, the Grip Tie features quick release for repetitive access to cable and wire. Grip Ties are available in a variety of colors and are versatile enough for applications ranging from network installations to bundling power cords.

Features and Benefits

- UL 94 V-2 flame rated material allows use in air handling spaces.
- Features quick release for repetitive access to cable and wire.
- Can be opened and closed numerous times without failure.
- Adjustable so one size can accommodate multiple bundle diameters.



PART NO.	TYPE	Min. Tensile Strength lbs. (N)	Length (L) in. (mm)	Max. Bundle Diameter in. (mm)	Width (W) in. (mm)	Width (W2) in. (mm)	Length (L2) in. (mm)	Material	Color	Pkg. Qty.
GT.50X6MP2V2*	GT.50X6	40.0 (177.9)	6.0 (152.4)	1.0 (25.4)	0.5 (12.7)	1.0 (25.4)	1.5 (38.1)	PA, PP	Maroon	10
GT.50X8MP2V2*	GT.50X8	40.0 (177.9)	8.0 (203.2)	1.9 (48.5)	0.5 (12.7)	1.0 (25.4)	1.5 (38.1)	PA6, PP	Maroon	10
GT.50X12MP2V2*	GT.50X12	40.0 (177.9)	12.0 (304.8)	3.2 (80.8)	0.5 (12.7)	1.0 (25.4)	1.5 (38.1)	PA6, PP	Maroon	10

Dimensions are approximate and subject to technical changes. Use Part No. for ordering and Type for specification purposes.

*This product meets UL standards. Please see appendix for specific file numbers.



Please note! Not all products listed on this page may have this approval. Please check our website for latest approvals.

Hook and Loop Grip Ties

Write-On Grip Ties

In situations where instant identification is needed, HellermannTyton provides Grip Ties with a white write-on area. This smudge-free surface is ideal for fast and easy identification with a ballpoint pen or felt-tip marker. The write-on area is approximately 3/8"H x 1-1/4"W. It is positioned in the center of the black 6", 8", and 11" straps, as well as spaced every 12" on the Grip Tie rolls.

Features and Benefits

- Features quick release for repetitive access to cable and wire.
- Can be opened and closed numerous times without failure.
- Adjustable so one size can accommodate multiple bundle sizes.



PART NO.	TYPE	Min. Tensile Strength lbs. (N)	Length (L) in. (mm)	Max. Bundle Diameter in. (mm)	Width (W) in. (mm)	Width (W2) in. (mm)	Length (L2) in. (mm)	Material	Color	Pkg. Qty.
GT.50X60P2W	GT.50X6W	40.0 (177.9)	6.0 (152.4)	1.0 (25.4)	0.5 (12.7)	1.0 (25.4)	1.5 (38.1)	PA66, PE	Black	10
GT.50X60C2W		40.0 (177.9)	6.0 (152.4)	1.0 (25.4)	0.5 (12.7)	1.0 (25.4)	1.5 (38.1)	PA66, PE	Black	100
GT.50X80P2W	GT.50X8W	40.0 (177.9)	8.0 (203.2)	1.8 (44.5)	0.5 (12.7)	1.0 (25.4)	1.5 (38.1)	PA66, PE	Black	10
GT.50X80C2W		40.0 (177.9)	8.0 (203.2)	1.8 (44.5)	0.5 (12.7)	1.0 (25.4)	1.5 (38.1)	PA66, PE	Black	100
GT.50X110P2W	GT.50X11W	40.0 (177.9)	11.0 (279.4)	2.6 (66.8)	0.5 (12.7)	1.0 (25.4)	1.5 (38.1)	PA66, PE	Black	10
GT.50X110C2W		40.0 (177.9)	11.0 (279.4)	2.6 (66.8)	0.5 (12.7)	1.0 (25.4)	1.5 (38.1)	PA66, PE	Black	100

Dimensions are approximate and subject to technical changes. Use Part No. for ordering and Type for specification purposes.

Bundling and Securing

Cable Ties

Aerial Support Ties

Extended Length Ties

Extended Length Ties support, secure, fasten, and space cables, as well as a variety of other applications requiring extra-long, extremely durable strapping. The high tensile strength strapping system consists of a continuous strap and separate locking head, making it suitable for any bundle diameter. The smooth strap and specially designed heads with stainless steel pawls provide a strong hold on cables and wires without damage during vibration or in extreme environments. Spacers are available for dual bundle applications.

Features and Benefits

- Continuous strap and separate heads allow for any bundle diameter, eliminating waste.
- Smooth strap prevents cable damage.
- UV resistant materials contain an inhibitor which prolongs the life of the tie in outdoor environments.



PART NO.	TYPE	Description	Material	Color	Pkg. Qty.
TELS-SPOOL	TELS-SPOOL	1 - 50ft. reel of strap	POM	Black	1
TELS-1	EL-TY (TELS1)	1 - 50ft. reel of strap and 30 heads	POM	Black	1
TELS-13	TELS-13	10 - 13.5" straps and 10 double-locking heads	POM	Black	10
TELS-27	TELS-27	10 - 27" straps and 10 double-locking heads	POM	Black	10
TELS-H	EL-TY (TELSH)	Double entry and locking heads	POM	Black	25
TELS-SPK2	EL-TY (TELS-SPK2)	EL-TY spacers	PP	Black	50

Dimensions are approximate and subject to technical changes. Use Part No. for ordering and Type for specification purposes.

Aerial Support Ties

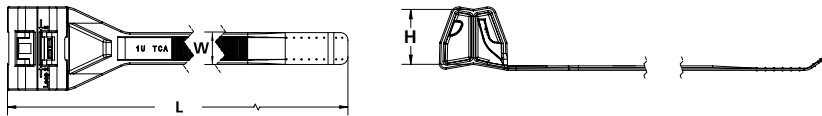
Spacer Ties

Aerial Support Spacer Ties feature a built-in spacer to separate cables from support wires and prevent abrasion. A one-piece design combining the tie and spacer into one part reduces installation time and inventory costs. The outside serrations along the strap prevent damage to cables. Formulated from a special nylon blend, these ties are specifically suited for long-term outdoor use. The bent tail allows for quick and simple installation by hand.



Features and Benefits

- UV resistant materials contain an inhibitor which prolongs the life of the tie in outdoor environments.
- One-piece design reduces installation time.
- Outside serrations prevent cable damage.



PART NO.	TYPE	Min. Tensile Strength lbs. (N)	Length (L) in. (mm)	Max. Bundle Diameter in. (mm)	Width (W) in. (mm)	Height (H) in. (mm)	Material	Color	Pkg. Qty.
111-01671	TAS120M	120.0 (535.0)	12.4 (270.0)	2.7 (70.0)	0.5 (12.7)	0.8 (19.0)	PA66HIRHSUV	Black	500
111-01672	TAS120L	120.0 (535.0)	17.4 (420.0)	4.5 (114.0)	0.5 (12.7)	0.8 (19.0)	PA66HIRHSUV	Black	500

Dimensions are approximate and subject to technical changes. Use Part No. for ordering and Type for specification purposes.

Bundling and Securing

Cable Ties

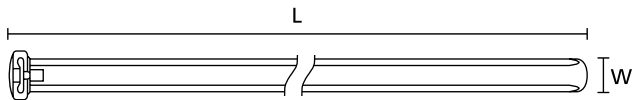
Cable Ties - Special Function

Kabelrap Bundling System

The patented Kabelrap cable tie design offers a smooth strap which is locked into place with a glass fiber reinforced pin. The curved head design provides full circumferential compression around the bundle or harness. Once applied with the required KR6/8 manual tool, the tie offers a secure and vibration resistant assembly.

Features and Benefits

- Kabelrap tie offers a smooth strap providing secure assembly without damaging cables or hoses.
- Curved head design provides full circumferential compression which offers vibration resistance.



PART NO.	TYPE	Min. Tensile Strength lbs. (N)	Length (L) in. (mm)	Max. Bundle Diameter in. (mm)	Width (W) in. (mm)	Material	Color	Pkg. Qty.
121-63560	KR6/35	110.0 (490.0)	14.0 (360.0)	3.7 (93.0)	0.2 (6.1)	PA66UV	Black	50
121-82119	KR8/21	176.0 (785.0)	8.3 (210.0)	1.9 (47.0)	0.3 (8.0)	PA66	Natural	50
121-82160		176.0 (785.0)	8.3 (210.0)	1.9 (47.0)	0.3 (8.0)	PA66UV	Black	50
121-83378	KR8/33	176.0 (785.0)	13.3 (337.0)	3.4 (86.0)	0.3 (8.0)	PA46	Gray	50
121-83355		176.0 (785.0)	13.3 (337.0)	3.4 (86.0)	0.3 (8.0)	PA66HS	Natural	50
121-83360		176.0 (785.0)	13.3 (337.0)	3.4 (86.0)	0.3 (8.0)	PA66UV	Black	50
121-74359	KR8/43	176.0 (785.0)	16.8 (426.0)	4.1 (105.0)	0.3 (8.0)	PA66HS	Natural	50

Dimensions are approximate and subject to technical changes. Use Part No. for ordering and Type for specification purposes.
Required installation tool: 121-00680.

EN 45545-2



Please note! Not all products listed on this page may have this approval. Please check our website for latest approvals.

Cable Ties - Special Function

Wire Clamping Ties

Wire Clamping Cable Ties secure easily to wire frames for a tight fit and are available in four different wire frame sizes and two separate orientations to provide both perpendicular and parallel routing. The wire clamp design is ideally suited for easing the application process on the production floor by allowing for an easy snap fit of the harness assembly to the wire frame.

Features and Benefits

- Clamp provides low insertion and high extraction force.
- Various sizes available to accommodate all different bundle diameters.
- Clamp can be installed both before and after installation of bundles.



PART NO.	TYPE	Min. Tensile Strength lbs. (N)	Length (L) in. (mm)	Max. Bundle Diameter in. (mm)	Attaches to Diameter in. (mm)	Material	Color	Pkg. Qty.	Drawing
148-00089	T50SOSWA1.8E	50.0 (225.0)	6.0 (150.0)	1.4 (35.0)	0.1 (1.8)	PA66HS	Black	500	
148-00090	T50SOSWB1.8E	50.0 (225.0)	6.0 (150.0)	1.4 (35.0)	0.1 (1.8)	PA66HS	Black	500	
148-00088	T50SOSWA2.0E	50.0 (225.0)	6.0 (150.0)	1.4 (35.0)	0.1 (2.2)	PA66HS	Black	500	
148-00093	T50SOSWB2.0E	50.0 (225.0)	6.0 (150.0)	1.4 (35.0)	0.1 (2.2)	PA66HS	Black	500	
148-00095	T50SOSWA3.4E	50.0 (225.0)	6.0 (150.0)	1.4 (35.0)	0.1 (3.4)	PA66HS	Black	500	
148-00096	T50SOSWB3.4E	50.0 (225.0)	6.0 (150.0)	1.4 (35.0)	0.1 (3.4)	PA66HS	Black	500	
148-00092	T50SOSWA4.3E	50.0 (225.0)	6.0 (150.0)	1.4 (35.0)	0.2 (4.3)	PA66HS	Black	500	
148-00091	T50SOSWB4.3E	50.0 (225.0)	6.0 (150.0)	1.4 (35.0)	0.2 (4.3)	PA66HS	Black	500	

Dimensions are approximate and subject to technical changes. Use Part No. for ordering and Type for specification purposes.
 Installation tools: EVO7, EVO7SP, EVO9, EVO9HT, MK7P, MK7HT, MK9P.

Bundling and Securing

Cable Ties

Cable Ties - Special Function

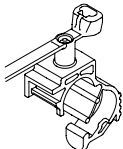
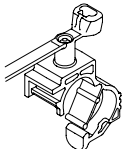
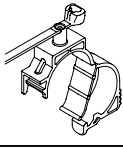
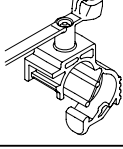
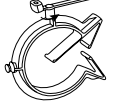
1-Piece Fixing Ties with Pipe Clip

HellermannTyton's 1-Piece Cable Tie with Pipe Clip secures cables to tubular frame rails. The cable tie bundles wires, cables or tubes, and the C-clip snaps onto the tubular frame rail. The clip can be removed from the mounting surface and reinstalled without additional fasteners.

Features and Benefits

- Bundle can rotate to any orientation, allowing routing in any direction regardless of mounting point.
- Clip is reusable, making relocation or adjustments simple.
- All-in-one bundling and mounting solution reduces costs.

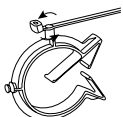
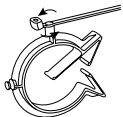
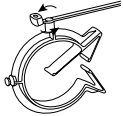
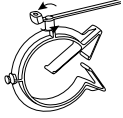
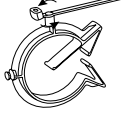
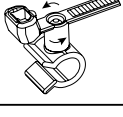
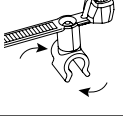
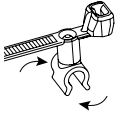
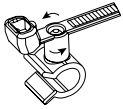


PART NO.	TYPE	Min. Tensile Strength lbs. (N)	Length (L) in. (mm)	Max. Bundle Diameter in. (mm)	Attaches to Diameter in. (mm)	Material Cable Tie	Material Foot Part	Color	Pkg. Qty.	Drawing
156-02383	T50SMVCLOC10-14	50.0 (225.0)	8.3 (210.0)	2.0 (50.0)	0.4 - 0.6 (10.0 - 14.0)	PA66HIRHSUV	PA66HIRHSUV	Black	1000	
156-01690	T50SMVCLOC15-19	50.0 (225.0)	8.3 (210.0)	2.0 (50.0)	0.6 - 0.8 (15.0 - 19.0)	PA66HIRHS	PA66HIRHS	Black	1000	
156-01714	T50SMVCLOC20-25	50.0 (225.0)	8.3 (210.0)	2.0 (50.0)	0.8 - 1.0 (20.0 - 25.0)	PA66HIRHS	PA66HIRHS	Black	1000	
156-02384	T50SMVCLOC5-9	50.0 (225.0)	8.3 (210.0)	2.0 (50.0)	0.2 - 0.4 (5.0 - 9.0)	PA66HIRHS	PA66HIRHS	Black	1000	
156-01340	T50SMVCO15-18	50.0 (222.0)	8.3 (210.0)	2.0 (50.0)	0.6 - 0.7 (15.0 - 18.0)	PA66HS	PA66HIRHS	Black	500	

Dimensions are approximate and subject to technical changes. Use Part No. for ordering and Type for specification purposes.
Installation tools: EVO7, EVO7SP, EVO9, EVO9HT, MK7P, MK7HT, MK9P.

Cable Ties - Special Function

1-Piece Fixing Ties with Pipe Clip

PART NO.	TYPE	Min. Tensile Strength lbs. (N)	Length (L) in. (mm)	Max. Bundle Diameter in. (mm)	Attaches to Diameter in. (mm)	Material Cable Tie	Material Foot Part	Color	Pkg. Qty.	Drawing
156-00577	T50SMVCOC19-24.5	50.0 (222.0)	8.3 (210.0)	2.0 (50.0)	0.8 - 1.0 (19.0 - 24.5)	PA46	PA46	Gray	500	
156-01342		50.0 (222.0)	8.3 (210.0)	2.0 (50.0)	0.8 - 1.0 (19.0 - 24.5)	PA66HS	PA66HIRHS	Black	500	
156-01344	T50SMVCOC25-31	50.0 (222.0)	8.3 (210.0)	2.0 (50.0)	1.0 - 1.2 (25.0 - 31.0)	PA66HS	PA66HIRHS	Black	250	
156-01346	T50SMVCOC31-39	50.0 (222.0)	8.3 (210.0)	2.0 (50.0)	1.2 - 1.5 (31.0 - 39.0)	PA66HS	PA66HIRHS	Black	250	
156-01348	T50SMVCOC39-45	50.0 (222.0)	8.3 (210.0)	2.0 (50.0)	1.5 - 1.8 (39.0 - 45.0)	PA66HS	PA66HIRHS	Black	250	
156-01350	T50SVC3.5	50.0 (222.0)	6.1 (155.0)	1.4 (35.0)	0.1 - 0.1 (3.5 - 3.6)	PA66HS	PA66HIRHS	Black	500	
156-01349	T50SVC4S	50.0 (222.0)	6.1 (155.0)	1.4 (35.0)	0.2 - 0.2 (3.8 - 4.2)	PA66HS	PP	Black	500	
156-01516	T50SVC5	50.0 (222.0)	6.1 (155.0)	1.4 (35.0)	0.2 - 0.2 (4.5 - 5.2)	PA66HS	PA66HS	Black	500	
156-01670	T50SVC6.5	50.0 (222.0)	6.1 (155.0)	1.4 (35.0)	0.3 - 0.3 (6.5 - 8.0)	PA66HS	PA66HIRHS	Black	500	

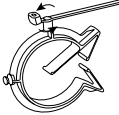
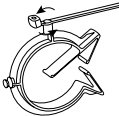
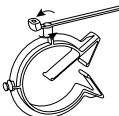
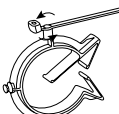
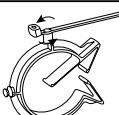
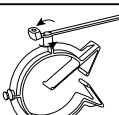
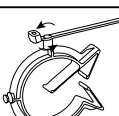
Dimensions are approximate and subject to technical changes. Use Part No. for ordering and Type for specification purposes.
Installation tools: EVO7, EVO7SP, EVO9, EVO9HT, MK7P, MK7HT, MK9P.

Bundling and Securing

Cable Ties

Cable Ties - Special Function

1-Piece Fixing Ties with Pipe Clip

PART NO.	TYPE	Min. Tensile Strength lbs. (N)	Length (L) in. (mm)	Max. Bundle Diameter in. (mm)	Attaches to Diameter in. (mm)	Material Cable Tie	Material Foot Part	Color	Pkg. Qty.	Drawing
156-01385	T50SVCOC10-14	50.0 (222.0)	6.1 (155.0)	1.4 (35.0)	0.4 - 0.6 (10.0 - 14.0)	PA46	PA46	Gray	500	
156-01337		50.0 (222.0)	6.1 (155.0)	1.4 (35.0)	0.4 - 0.6 (10.0 - 14.0)	PA66HS	PA66HIRHS	Black	500	
156-01339	T50SVCOC15-18	50.0 (222.0)	6.1 (155.0)	1.4 (35.0)	0.6 - 0.7 (15.0 - 18.0)	PA66HS	PA66HIRHS	Black	500	
156-01341	T50SVCOC19-24.5	50.0 (222.0)	6.1 (155.0)	1.4 (35.0)	0.8 - 1.0 (19.0 - 24.5)	PA66HS	PA66HIRHS	Black	500	
156-01343	T50SVCOC25-31	50.0 (222.0)	6.1 (155.0)	1.4 (35.0)	1.0 - 1.2 (25.0 - 31.0)	PA66HS	PA66HIRHS	Black	250	
156-01345	T50SVCOC31-39	50.0 (222.0)	6.1 (155.0)	1.4 (35.0)	1.2 - 1.5 (31.0 - 39.0)	PA66HS	PA66HIRHS	Black	250	
156-01347	T50SVCOC39-45	50.0 (222.0)	6.1 (155.0)	1.4 (35.0)	1.5 - 1.8 (39.0 - 45.0)	PA66HS	PA66HIRHS	Black	250	

Dimensions are approximate and subject to technical changes. Use Part No. for ordering and Type for specification purposes.
Installation tools: EVO7, EVO7SP, EVO9, EVO9HT, MK7P, MK7HT, MK9P.

Cable Ties - Special Function

2-Piece Fixing Ties with Pipe Clip

HellermannTyton's 2-Piece Cable Tie with Pipe Clip secures cables to tubular frame rails. The cable tie bundles wires, cables or tubes, and the C-clip snaps onto the tubular frame rail. The clip can be removed from the mounting surface and reinstalled without additional fasteners.

Features and Benefits

- Bundle can rotate to any orientation, allowing routing in any direction regardless of mounting point.
- 2-piece design allows installer to slide clip around cable tie to obtain optimum orientation
- Clip is reusable, making relocation or adjustments simple.



PART NO.	TYPE	Min. Tensile Strength lbs. (N)	Length (L) in. (mm)	Max. Bundle Diameter in. (mm)	Attaches to Diameter in. (mm)	Material Cable Tie	Material Foot Part	Color	Pkg. Qty.	Drawing
156-00012	T30ROC1A	30.0 (135.0)	5.8 (148.0)	1.2 (31.0)	0.2 - 0.4 (4.0 - 10.0)	PA66HS	PA66HIRHS	Black	500	
156-00014	T30ROC2A	30.0 (135.0)	5.8 (148.0)	1.2 (31.0)	0.3 - 0.3 (6.5 - 7.5)	PA46	PA46	Gray	500	
156-00013		30.0 (135.0)	5.8 (148.0)	1.2 (31.0)	0.3 - 0.3 (6.5 - 7.5)	PA66HS	PA66HIRHS	Black	500	
156-00838	T30ROC2B	30.0 (135.0)	5.8 (148.0)	1.2 (31.0)	0.3 - 0.3 (6.5 - 7.5)	PA46	PA66HIRHS	Natural, Black	500	
156-00520	T30ROC5J	30.0 (135.0)	6.0 (152.0)	1.2 (31.0)	0.4 (11.0)	PA66HSUV	PA66HSUV	Black	100	

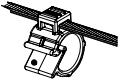
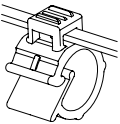




Dimensions are approximate and subject to technical changes. Use Part No. for ordering and Type for specification purposes.
Installation tools: EVO7, EVO7SP, MK7HT, MK7P.

Bundling and Securing

Cable Ties

Cable Ties - Special Function

2-Piece Fixing Ties with Pipe Clip

PART NO.	TYPE	Min. Tensile Strength lbs. (N)	Length (L) in. (mm)	Max. Bundle Diameter in. (mm)	Attaches to Diameter in. (mm)	Material Cable Tie	Material Foot Part	Color	Pkg. Qty.	Drawing
156-00895	T30ROC5J-P	30.0 (135.0)	6.0 (152.0)	1.2 (31.0)	0.4 (11.0)	PA66HS	PA66HS	Gray	2000	
156-00894		30.0 (135.0)	6.0 (152.0)	1.2 (31.0)	0.4 (11.0)	PA66HSUV	PA66HSUV	Black	100	
156-01795	T50IOC1B	50.0 (225.0)	12.0 (305.0)	1.8 (45.0)	0.2 - 0.4 (4.0 - 10.0)	PA66HS	PA66HIRHS	Black	500	
156-01060	T50IOC2A	50.0 (225.0)	12.0 (305.0)	1.8 (45.0)	0.2 - 0.4 (4.0 - 10.0)	PA66HS	PA66HIRHS	Black	500	
156-01031	T50LOC1A	50.0 (225.0)	15.4 (390.0)	1.8 (45.0)	0.2 - 0.4 (4.0 - 10.0)	PA66HIRHSUV	PA66HIRHSUV	Black	3000	
156-00036	T50ROC1A	50.0 (225.0)	8.0 (202.0)	1.8 (45.0)	0.2 - 0.4 (4.0 - 10.0)	PA66HS	PA66HIRHS	Black	500	

Dimensions are approximate and subject to technical changes. Use Part No. for ordering and Type for specification purposes.
Installation tools: EVO7, EVO7SP, MK7HT, MK7P.

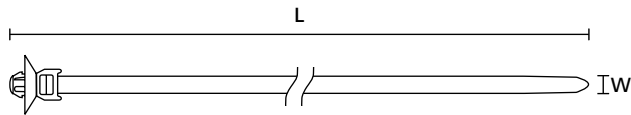
Arrowhead Mount Cable Ties

Domed Low Profile Push Mount Ties

The low-profile push mount design provides an overall shortened length, which assists in limiting protrusion on the opposing side of application surfaces. The mount's rounded tip allows for a smoother surface in case of contact with surrounding components or hands. The dome provides firm, rattle-free performance and keeps out debris. One-piece mounting ties offer a complete solution by both bundling and mounting.

Features and Benefits

- All-in-one bundling and mounting solution reduces costs.
- Low-profile design provides dependable cable management in tight spaces.



PART NO.	TYPE	Min. Tensile Strength lbs. (N)	Mounting Hole Dia. in. (mm)	Panel Thickness in. (mm)	Length (L) in. (mm)	Max. Bundle Diameter in. (mm)	Width (W) in. (mm)	Material	Color	Pkg. Qty.
126-00111	T50SOSKSFT5SE	40.0 (180.0)	0.19 - 0.20 (4.8 - 5.2)	0.02 - 0.05 (0.7 - 1.3)	6.1 (156.0)	1.4 (35.0)	0.2 (4.6)	PA66HS	Natural	1000
126-00099		40.0 (180.0)	0.19 - 0.21 (4.8 - 5.2)	0.03 - 0.05 (0.7 - 1.3)	6.0 (156.0)	1.4 (35.0)	0.2 (4.6)	PA66HS	Black	1000
126-00081	T50SOSKSFT6.5E	40.0 (180.0)	0.25 - 0.26 (6.3 - 6.7)	0.03 - 0.05 (0.7 - 1.3)	6.0 (156.0)	1.4 (35.0)	0.2 (4.6)	PA66HS	Black	500
126-00075	T50SOSKSFT5.4E	50.0 (225.0)	0.20 - 0.22 (5.2 - 5.6)	0.03 - 0.05 (0.7 - 1.3)	6.0 (156.0)	1.4 (35.0)	0.2 (4.6)	PA66HS	Black	500
126-00326	T50SOSKSFT6.5S2-E	50.0 (225.0)	0.25 - 0.26 (6.3 - 6.7)	0.07 - 0.09 (1.7 - 2.3)	6.0 (157.0)	1.4 (35.0)	0.2 (4.6)	PA66HS	Black	500

Dimensions are approximate and subject to technical changes. Use Part No. for ordering and Type for specification purposes.
Installation tools: EVO7, EVO7SP, EVO9, EVO9HT, MK7P, MK7HT, MK9P.

Bundling and Securing

Self-Affixing Cable Ties

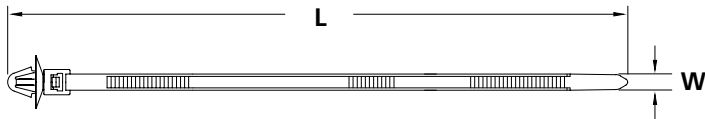
Arrowhead Mount Cable Ties

Domed Push Mount Ties

The Domed Push Mount Tie provides a tight, rattle-free installation and acts as a seal to keep out dust and debris. One-piece mounting ties offer a complete solution by both bundling cable and at the same time providing a mounting solution.

Features and Benefits

- An all-in-one bundling and fixing solution reduces costs.
- Disc provides secure insertion and minimizes access of dust, dirt and water.



PART NO.	TYPE	Min. Tensile Strength lbs. (N)	Mounting Hole Dia. in. (mm)	Panel Thickness in. (mm)	Length (L) in. (mm)	Max. Bundle Diameter in. (mm)	Width (W) in. (mm)	Material	Color	Pkg. Qty.
126-02300	T50SST5	50.0 (225.0)	0.24 - 0.26 (6.1 - 6.5)	0.03 - 0.06 (0.7 - 1.5)	7.0 (170.0)	1.2 (31.0)	0.2 (4.6)	PA66	Natural	1000
126-00017		50.0 (225.0)	0.24 - 0.26 (6.1 - 6.5)	0.03 - 0.06 (0.7 - 1.5)	7.0 (170.0)	1.2 (31.0)	0.2 (4.6)	PA66HS	Black	1000
150-15395		50.0 (225.0)	0.24 - 0.26 (6.1 - 6.5)	0.03 - 0.06 (0.7 - 1.5)	7.0 (170.0)	1.2 (31.0)	0.2 (4.6)	PA66HIRHS	Black	1000
126-00015	T50SDOP	50.0 (225.0)	0.24 - 0.27 (6.2 - 12.2)	0.04 - 0.08 (1.0 - 1.9)	6.3 (160.0)	1.2 (30.0)	0.2 (5.0)	PA66HS	Black	500
126-00114	T50ROSAH6U	50.0 (225.0)	0.24 - 0.27 (6.1 - 6.9)	0.07 - 0.12 (1.8 - 3.0)	8.5 (215.9)	2.0 (50.0)	0.2 (5.0)	PA66HIRHS	Natural	500
126-00115		50.0 (225.0)	0.24 - 0.27 (6.1 - 6.9)	0.07 - 0.12 (1.8 - 3.0)	8.5 (215.9)	2.0 (50.0)	0.2 (5.0)	PA66HIRHS	Black	500
126-03102	T50SOSSFT6.5E	50.0 (225.0)	0.25 - 0.26 (6.3 - 6.7)	0.07 - 0.10 (1.9 - 2.5)	6.0 (158.8)	1.2 (30.0)	0.2 (4.6)	PA66HS	Black	500
T50SD60HSH4	T50SD6	50.0 (200.0)	0.25 - 0.30 (6.3 - 7.5)	0.02 - 0.07 (0.6 - 1.8)	6.0 (160.0)	1.2 (31.0)	0.2 (5.0)	PA66HS	Black	500
111-85850	T50MD7	50.0 (225.0)	0.27 - 0.28 (6.8 - 7.2)	0.03 - 0.08 (1.2 - 2.0)	9.0 (225.0)	2.3 (59.0)	0.2 (5.0)	PA66HS	Black	100
126-00183	PT2ASFT6.5 PT0.7-1.5-E	51.7 (230.0)	0.24 - 0.26 (6.3 - 6.7)	0.03 - 0.06 (0.7 - 1.5)	4.4 (112.7)	0.8 (20.0)	0.1 (3.4)	PEEK	Beige	7000

Dimensions are approximate and subject to technical changes. Use Part No. for ordering and Type for specification purposes.
Installation tools: EVO7, EVO7SP, EVO9, EVO9HT, MK7P, MK7HT, MK9P.

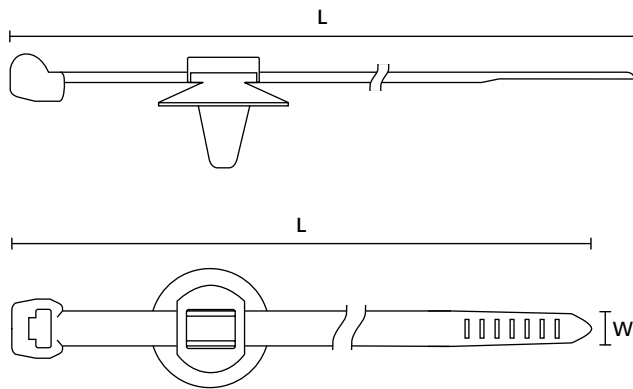
Arrowhead Mount Cable Ties

2-Piece Arrowhead Ties

HellermannTyton's Arrowhead Push Mount Tie Assembly is a two piece design allowing the mount to slide along the strap of the tie to ensure proper orientation. The arrowhead mount is designed for low insertion into a pre-drilled hole, while providing a high extraction force. The disc also protects against dirt and other impurities.

Features and Benefits

- Two-piece assembly allows mount to slide along strap, ensuring proper orientation.
- Arrowhead-style mount provides low insertion and high extraction force.
- Multiple material options provide solutions for any environment.



PART NO.	TYPE	Min. Tensile Strength lbs. (N)	Mounting Hole Dia. in. (mm)	Panel Thickness in. (mm)	Length (L) in. (mm)	Max. Bundle Diameter in. (mm)	Width (W) in. (mm)	Material Cable Tie	Material Arrowhead	Color	Pkg. Qty.
150-37791	T50ROSS FT6.5 16-3	50.0 (225.0)	0.25 - 0.26 (6.3 - 6.7)	0.10 - 0.14 (2.5 - 3.5)	7.9 (200.0)	1.8 (45.0)	0.2 (4.6)	PA66HS	PA66HIRHS	Black	500
156-01090	PT2AP1SFT6.5	51.7 (230.0)	0.25 - 0.26 (6.3 - 6.7)	0.03 - 0.05 (0.7 - 1.3)	5.7 (145.0)	1.4 (35.0)	0.1 (3.4)	PEEK	PEEK	Beige	500
156-01091	PT2AP2SFT6.5	51.7 (230.0)	0.25 - 0.26 (6.3 - 6.7)	0.07 - 0.09 (1.7 - 2.3)	5.7 (145.0)	1.4 (35.0)	0.1 (3.4)	PEEK	PEEK	Beige	500
156-01146	PT2AP3SFT6.5	51.7 (230.0)	0.25 - 0.26 (6.3 - 6.7)	0.05 - 0.07 (1.2 - 1.8)	5.7 (145.0)	1.3 (32.0)	0.1 (3.4)	PEEK	PEEK	Beige	100

Dimensions are approximate and subject to technical changes. Use Part No. for ordering and Type for specification purposes.
Installation tools: EVO7, EVO7SP, EVO9, EVO9HT, MK7P, MK7HT, MK9P.

Bundling and Securing

Self-Affixing Cable Ties

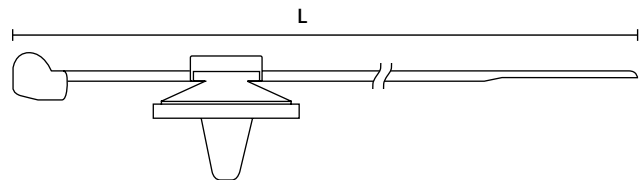
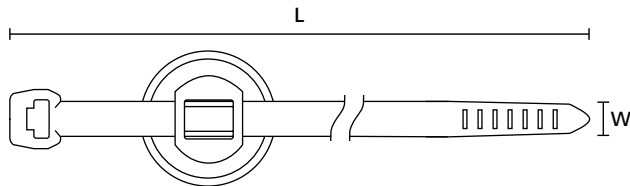
Arrowhead Mount Cable Ties

2-Piece Arrowhead Ties with Seal

HellermannTyton's Arrowhead Push Mount Tie Assembly is a two piece design allowing the mount to slide along the strap of the tie to ensure proper orientation. The arrowhead mount is designed for low insertion into a pre-drilled hole, while providing a high extraction force. The disc with seal minimizes the ingress of dirt, debris and water.

Features and Benefits

- Two piece assembly allows the mount to slide along the strap ensuring proper orientation.
- Arrowhead style mount provides low insertion and high extraction force.
- Arrowhead disc protects against dirt and other impurities.



PART NO.	TYPE	Min. Tensile Strength lbs. (N)	Mounting Hole Dia. in. (mm)	Panel Thickness in. (mm)	Length (L) in. (mm)	Max. Bundle Diameter in. (mm)	Width (W) in. (mm)	Material Cable Tie	Material Arrowhead	Color	Pkg. Qty.
150-37799	T50ROSSFT 6.5 16-3MD	50.0 (225.0)	0.24 - 0.28 (6.1 - 7.0)	0.10 - 0.12 (2.5 - 3.0)	7.9 (200.0)	1.8 (45.0)	0.2 (4.6)	PA66HS	PA66HIRHS	Black	500
150-93100	T50ROSSFT 6.5-D16-2 MD	50.0 (222.0)	0.25 - 0.26 (6.3 - 6.7)	0.03 - 0.79 (0.7 - 1.8)	7.9 (200.0)	1.8 (45.0)	0.2 (4.6)	PA66HS	PA66HIRHS	Black	500

Dimensions are approximate and subject to technical changes. Use Part No. for ordering and Type for specification purposes.
Installation tools: EVO7, EVO7SP, EVO9, EVO9HT, MK7P, MK7HT, MK9P.

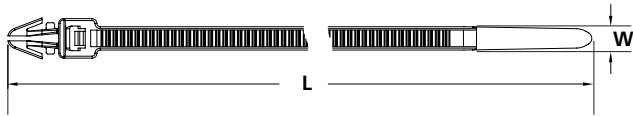
Arrowhead Mount Cable Ties

Push Mount Ties

One-piece mounting ties offer a complete solution by both bundling cable and simultaneously providing a mounting solution. The arrowhead design of this push mount inserts easily and locks securely in place. HellermannTyton's one-piece mounting ties combine high-specification materials with superior design to deliver dependable performance in a range of applications.

Features and Benefits

- All-in-one bundling and fastening solution reduces costs and assembly time.
- The arrowhead design of these ties offers a low insertion force and a high extraction force.
- High-spec materials and superior design deliver versatility, performance and value.



PART NO.	TYPE	Min. Tensile Strength lbs. (N)	Mounting Hole Dia. in. (mm)	Panel Thickness in. (mm)	Length (L) in. (mm)	Max. Bundle Diameter in. (mm)	Width (W) in. (mm)	Material	Color	Pkg. Qty.
T30RSF9C2*	T30RSF(U)	30.0 (136.0)	0.19 - 0.22 (4.7 - 5.6)	0.03 - 0.09 (0.75 - 2.1)	6.3 (158.0)	1.3 (32.0)	0.1 (3.6)	PA66	Natural	100
T30RSF9M4*		30.0 (135.0)	0.19 - 0.22 (4.7 - 5.6)	0.04 - 0.09 (0.9 - 2.4)	6.3 (161.0)	1.3 (31.0)	0.1 (3.6)	PA66	Natural	1000
T30RSF0C2*		30.0 (135.0)	0.19 - 0.22 (4.7 - 5.6)	0.04 - 0.09 (0.9 - 2.4)	6.3 (161.0)	1.3 (31.0)	0.1 (3.6)	PA66HS	Black	100
T30RSF0M4*		30.0 (135.0)	0.19 - 0.22 (4.7 - 5.6)	0.04 - 0.09 (0.9 - 2.4)	6.3 (161.0)	1.3 (31.0)	0.1 (3.6)	PA66HS	Black	1000
126-00043*	T50SSF	50.0 (225.0)	0.25 - 0.28 (6.4 - 7.1)	0.04 - 0.14 (1.0 - 3.56)	6.3 (159.0)	1.4 (35.0)	0.2 (4.7)	PA66	Natural	100
126-00044*		50.0 (225.0)	0.25 - 0.28 (6.4 - 7.1)	0.04 - 0.14 (1.0 - 3.56)	6.3 (159.0)	1.4 (35.0)	0.2 (4.7)	PA66	Natural	1000
126-00045*		50.0 (225.0)	0.25 - 0.28 (6.4 - 7.1)	0.04 - 0.14 (1.0 - 3.56)	6.3 (159.0)	1.4 (35.0)	0.2 (4.7)	PA66HS	Black	100
126-00046*		50.0 (225.0)	0.25 - 0.28 (6.4 - 7.1)	0.04 - 0.14 (1.0 - 3.56)	6.3 (159.0)	1.4 (35.0)	0.2 (4.7)	PA66HS	Black	1000

Dimensions are approximate and subject to technical changes. Use Part No. for ordering and Type for specification purposes.

Installation tools: EVO7, EVO7SP, EVO9, EVO9HT, MK7P, MK7HT, MK9P. *This product meets UL standards. Please see appendix for specific file numbers.



Please note! Not all products listed on this page may have this approval. Please check our website for latest approvals.

Bundling and Securing

Self-Affixing Cable Ties

Arrowhead Mount Cable Ties

Push Mount Ties

PART NO.	TYPE	Min. Tensile Strength lbs. (N)	Mounting Hole Dia. in. (mm)	Panel Thickness in. (mm)	Length (L) in. (mm)	Max. Bundle Diameter in. (mm)	Width (W) in. (mm)	Material	Color	Pkg. Qty.
T50RSF9C2*	T50RSF(U)	50.0 (225.0)	0.25 - 0.28 (6.4 - 7.1)	0.04 - 0.14 (1.0 - 3.56)	8.3 (210.0)	1.7 (44.0)	0.2 (4.7)	PA66	Natural	100
T50RSF9M4*		50.0 (225.0)	0.25 - 0.28 (6.4 - 7.1)	0.04 - 0.14 (1.0 - 3.56)	8.3 (210.0)	1.7 (44.0)	0.2 (4.7)	PA66	Natural	1000
T50RSF0C2*		50.0 (225.0)	0.25 - 0.28 (6.4 - 7.1)	0.04 - 0.14 (1.0 - 3.56)	8.3 (210.0)	1.7 (44.0)	0.2 (4.7)	PA66HS	Black	100
T50RSF0M4*		50.0 (225.0)	0.25 - 0.28 (6.4 - 7.1)	0.04 - 0.14 (1.0 - 3.56)	8.3 (210.0)	1.7 (44.0)	0.2 (4.7)	PA66HS	Black	1000

Dimensions are approximate and subject to technical changes. Use Part No. for ordering and Type for specification purposes.

Installation tools: EVO7, EVO7SP, EVO9, EVO9HT, MK7P, MK7HT, MK9P. *This product meets UL standards. Please see appendix for specific file numbers.



Please note! Not all products listed on this page may have this approval. Please check our website for latest approvals.

Arrowhead Mount Cable Ties

Wing Push Mount Ties

Wing design helps stabilize the tie in high vibration applications. One-piece mounting ties offer a complete solution by both bundling cable and at the same time providing a mounting solution. HellermannTyton's one-piece mounting ties offer the ideal combination of high specification materials and superior design to suit the mounting and bundling needs of complex applications.

Features and Benefits

- Two piece assembly allows the mount to slide along the strap ensuring proper orientation.
- Arrowhead style mount provides low insertion and high extraction force.
- Arrowhead disc protects against dirt and other impurities.



PART NO.	TYPE	Min. Tensile Strength lbs. (N)	Mounting Hole Dia. in. (mm)	Panel Thickness in. (mm)	Length (L) in. (mm)	Max. Bundle Diameter in. (mm)	Width (W) in. (mm)	Material	Color	Pkg. Qty.	Drawing
111-85519	T18RSF	18.0 (80.0)	0.18 - 0.19 (4.6 - 4.8)	0.03 - 0.12 (0.8 - 3.0)	4.0 (100.0)	0.6 (16.0)	0.1 (2.5)	PA66HS	Natural	100	
111-85560		18.0 (80.0)	0.18 - 0.19 (4.6 - 4.8)	0.03 - 0.12 (0.8 - 3.0)	4.0 (100.0)	0.6 (16.0)	0.1 (2.5)	PA66UV	Black	100	
126-00042*	T18RWPM	18.0 (80.0)	0.19 - 0.22 (4.8 - 5.6)	0.06 - 0.13 (1.52 - 3.2)	4.5 (113.0)	0.9 (22.0)	0.1 (2.5)	PA66HS	Black	1000	
T18RWP M9M4*		18.0 (80.0)	0.19 - 0.22 (4.8 - 5.6)	0.06 - 0.13 (1.52 - 3.2)	4.5 (113.0)	0.9 (22.0)	0.1 (2.5)	PA66	Natural	1000	
126-00041*		18.0 (80.0)	0.19 - 0.22 (4.8 - 5.6)	0.06 - 0.13 (1.52 - 3.2)	4.5 (113.0)	0.9 (22.2)	0.1 (2.5)	PA66	Natural	100	

Dimensions are approximate and subject to technical changes. Use Part No. for ordering and Type for specification purposes.
 Installation tools: EVO7, EVO7SP, EVO9, EVO9HT, MK7P, MK7HT, MK9P. *This product meets UL standards. Please see appendix for specific file numbers.



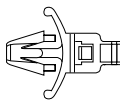
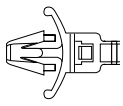
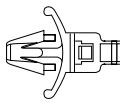
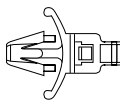
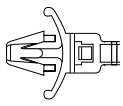
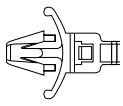
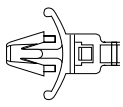
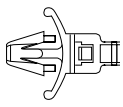
Please note! Not all products listed on this page may have this approval. Please check our website for latest approvals.

Bundling and Securing

Self-Affixing Cable Ties

Arrowhead Mount Cable Ties

Wing Push Mount Ties

PART NO.	TYPE	Min. Tensile Strength lbs. (N)	Mounting Hole Dia. in. (mm)	Panel Thickness in. (mm)	Length (L) in. (mm)	Max. Bundle Diameter in. (mm)	Width (W) in. (mm)	Material	Color	Pkg. Qty.	Drawing
126-00074	T50RSFM	50.0 (225.0)	0.24 - 0.26 (6.0 - 6.6)	0.03 - 0.12 (0.7 - 3.0)	8.0 (200.0)	1.8 (45.0)	0.2 (4.6)	PA66HS	Black	100	
126-00117		50.0 (225.0)	0.24 - 0.26 (6.0 - 6.6)	0.03 - 0.12 (0.7 - 3.0)	8.0 (200.0)	1.8 (45.0)	0.2 (4.6)	PA66	Natural	500	
126-00116		50.0 (225.0)	0.24 - 0.26 (6.0 - 6.6)	0.03 - 0.12 (0.7 - 3.0)	8.0 (205.0)	1.8 (45.0)	0.2 (4.6)	PA66HS	Black	500	
111-85720		50.0 (225.0)	0.24 - 0.26 (6.0 - 6.6)	0.03 - 0.12 (0.7 - 3.0)	8.0 (205.0)	1.8 (45.0)	0.2 (4.6)	PA66HS	Black	500	
126-00001	T50SL5	50.0 (222.0)	0.24 - 0.26 (6.1 - 6.5)	0.03 - 0.10 (0.8 - 2.5)	6.5 (165.0)	1.3 (34.0)	0.2 (4.7)	PA66HS	Black	500	
126-00005		50.0 (222.0)	0.24 - 0.26 (6.1 - 6.5)	0.03 - 0.11 (0.8 - 2.7)	6.5 (163.0)	1.3 (34.0)	0.2 (4.6)	PA66HIRHS	Black	500	
111-85460	T50SL6	50.0 (225.0)	0.25 - 0.30 (6.3 - 7.5)	0.02 - 0.10 (0.5 - 2.5)	6.5 (165.0)	1.3 (34.0)	0.2 (4.6)	PA66	Black	500	
T50SL6. NN6P		50.0 (225.0)	0.25 - 0.30 (6.3 - 7.5)	0.02 - 0.10 (0.5 - 2.5)	6.5 (165.0)	1.3 (34.0)	0.2 (4.6)	PA66	Natural	500	

Dimensions are approximate and subject to technical changes. Use Part No. for ordering and Type for specification purposes.

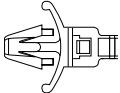
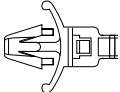
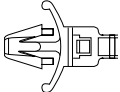
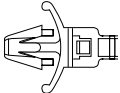
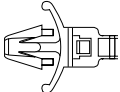
Installation tools: EVO7, EVO7SP, EVO9, EVO9HT, MK7P, MK7HT, MK9P. *This product meets UL standards. Please see appendix for specific file numbers.



Please note! Not all products listed on this page may have this approval. Please check our website for latest approvals.

Arrowhead Mount Cable Ties

Wing Push Mount Ties

PART NO.	TYPE	Min. Tensile Strength lbs. (N)	Mounting Hole Dia. in. (mm)	Panel Thickness in. (mm)	Length (L) in. (mm)	Max. Bundle Diameter in. (mm)	Width (W) in. (mm)	Material	Color	Pkg. Qty.	Drawing
T50SL7. NN6P	T50SL7	50.0 (225.0)	0.27 - 0.28 (6.9 - 7.1)	0.03 - 0.10 (0.8 - 2.5)	6.5 (165.0)	1.3 (34.0)	0.2 (4.6)	PA66	Natural	500	
126-00082	T50SSF	50.0 (225.0)	0.24 - 0.26 (6.0 - 6.6)	0.03 - 0.12 (0.7 - 3.0)	6.3 (160.0)	1.4 (35.0)	0.2 (4.6)	PA66HIRHS	Natural	500	
126-00049		50.0 (225.0)	0.24 - 0.26 (6.0 - 6.6)	0.03 - 0.12 (0.7 - 3.0)	6.3 (160.0)	1.4 (35.0)	0.2 (4.6)	PA66HIRHS	Black	500	
126-00069		50.0 (225.0)	0.24 - 0.26 (6.0 - 6.6)	0.03 - 0.12 (0.7 - 3.0)	6.3 (160.0)	1.4 (35.0)	0.2 (4.6)	PA66	Natural	500	
126-02204	T50SSL5	50.0 (200.0)	0.24 - 0.26 (6.1 - 6.5)	0.02 - 0.11 (0.5 - 2.7)	5.3 (135.0)	1.0 (27.0)	0.2 (4.6)	PA66HS	Black	500	

Dimensions are approximate and subject to technical changes. Use Part No. for ordering and Type for specification purposes.
 Installation tools: EVO7, EVO7SP, EVO9, EVO9HT, MK7P, MK7HT, MK9P. *This product meets UL standards. Please see appendix for specific file numbers.



Please note! Not all products listed on this page may have this approval. Please check our website for latest approvals.

Bundling and Securing

Self-Affixing Cable Ties

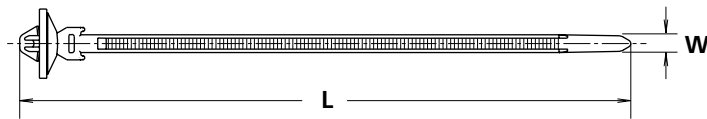
Arrowhead Mount Cable Ties

Push Mount Ties with Seal - Round Holes

The arrowhead design of these ties offers a low insertion force and a high extraction force. The foam rubber seal provides additional protection against moisture and debris. One-piece mounting ties offer a complete solution by simultaneously bundling and mounting cables, wires and hoses.

Features and Benefits

- An all-in-one bundling and fastening solution that saves time and reduces costs.
- Foam seal prevents ingress of moisture and debris and prevents vibration.



PART NO.	TYPE	Min. Tensile Strength lbs. (N)	Mounting Hole Dia. in. (mm)	Panel Thickness in. (mm)	Length (L) in. (mm)	Max. Bundle Diameter in. (mm)	Width (W) in. (mm)	Material	Color	Pkg. Qty.
126-00245	T50SOSSFT6.5E-MS-MD	40.0 (180.0)	0.25 - 0.27 (6.4 - 7.0)	0.03 - 0.07 (0.7 - 1.8)	6.5 (163.0)	1.4 (35.0)	0.2 (4.6)	PA66HS	Natural	500
156-00444	T50ROSAH6MDU	50.0 (225.0)	0.25 - 0.25 (6.2 - 6.6)	0.03 - 0.08 (0.8 - 2.1)	8.5 (216.0)	2.0 (50.0)	0.2 (5.0)	PA66HIRHS	Natural	500
126-00243	T50SOSSFT6.5E-MD	50.0 (225.0)	0.25 - 0.26 (6.3 - 6.7)	0.02 - 0.07 (0.6 - 1.8)	6.3 (158.8)	1.2 (30.0)	0.2 (4.6)	PA66HS	Green	500
126-00244		50.0 (225.0)	0.25 - 0.26 (6.3 - 6.7)	0.02 - 0.07 (0.6 - 1.8)	6.3 (158.8)	1.2 (30.0)	0.2 (4.6)	PA66HS	Black	500

Dimensions are approximate and subject to technical changes. Use Part No. for ordering and Type for specification purposes.
Installation tools: EVO7, EVO7SP, EVO9, EVO9HT, MK7P, MK7HT, MK9P.

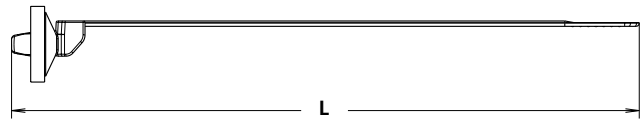
Arrowhead Mount Cable Ties

Push Mount Ties with Seal for Oval Holes

Push Mount Ties with Seal for Oval Holes provide a one-piece bundling and mounting solution. The oval arrowhead fastener won't rotate once inserted into a panel hole, ensuring proper routing of wires and hoses. The welded rubber seal protects against the ingress of water and debris.

Features and Benefits

- Design helps silence and stabilize the tie in high-vibration applications.
- Arrowhead-style mount provides low insertion and high extraction force.
- Anti-rotational oval fastener forces bundle to travel in intended direction.
- Rubber seal restricts water and debris from passing through mounting hole.



PART NO.	TYPE	Min. Tensile Strength lbs. (N)	Mounting Hole Dia. in. (mm)	Panel Thickness in. (mm)	Length (L) in. (mm)	Max. Bundle Diameter in. (mm)	Width in. (mm)	Material	Color	Pkg. Qty.
126-00080	T60SOSSFT62x122-E-MD	67.0 (300.0)	0.24 - 0.48 (6.2 x 12.2)	0.02 - 0.08 (0.6 - 2.0)	6.2 (157.5)	1.2 (30.0)	0.2 (5.5)	PA66HS	Black	500
126-00076	T60SOSSFT65x130-E-MD	67.0 (300.0)	0.25 - 0.51 (6.5 x 13.0)	0.02 - 0.08 (0.6 - 2.0)	6.0 (157.6)	1.2 (30.0)	0.2 (5.5)	PA66HS	Natural	500
126-00186	T60SOSSFT65x130-E-MS-MD	67.0 (300.0)	0.26 - 0.51 (6.5 x 13.0)	0.02 - 0.08 (0.6 - 2.0)	6.2 (158.0)	1.2 (30.0)	0.2 (5.5)	PA66HS	Black	500
126-00079	T60SOSSFT70x120-E-MD	67.0 (300.0)	0.28 - 0.47 (7.0 x 12.0)	0.03 - 0.08 (0.6 - 2.0)	6.2 (157.7)	1.2 (30.0)	0.2 (5.5)	PA66HS	Black	500

Dimensions are approximate and subject to technical changes. Use Part No. for ordering and Type for specification purposes.
Installation tools: EVO7, EVO7SP, EVO9, EVO9HT, MK7P, MK7HT, MK9P.

Bundling and Securing

Self-Affixing Cable Ties

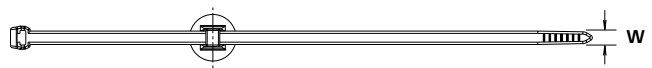
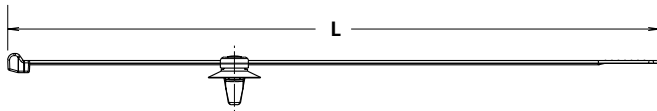
Arrowhead Mount Cable Ties

Push Mount Ties with Disc

The Arrowhead Mount Tie is a two-piece bundling and fastening solution that delivers strong extraction force. The cap blocks debris ingress through the mounting hole. This convenient combination is used in many markets, including automobile, aircraft and appliance.

Features and Benefits

- The arrowhead design of this push mount offers a low insertion force and a high extraction force.
- Integrated cap keeps out debris.



PART NO.	TYPE	Min. Tensile Strength lbs. (N)	Mounting Hole Dia. in. (mm)	Panel Thickness in. (mm)	Length (L) in. (mm)	Max. Bundle Diameter in. (mm)	Width (W) in. (mm)	Material Cable Tie	Material Arrowhead	Color	Pkg. Qty.
156-00455	T50ROS P1SFT6.5	50.0 (225.0)	0.25 - 0.26 (6.3 - 6.7)	0.03 - 0.05 (0.7 - 1.3)	7.9 (200.0)	1.8 (45.0)	0.2 (4.6)	PA46	PEEK	Gray, Beige	100
156-00456	T50ROS P2SFT6.5	50.0 (225.0)	0.25 - 0.26 (6.3 - 6.7)	0.07 - 0.09 (1.7 - 2.3)	7.9 (200.0)	1.8 (45.0)	0.2 (4.6)	PA46	PEEK	Gray, Beige	100

Dimensions are approximate and subject to technical changes. Use Part No. for ordering and Type for specification purposes.

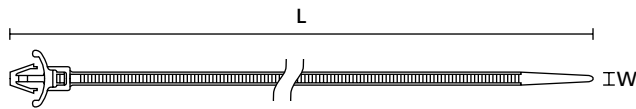
Arrowhead Mount Cable Ties

Releasable Wing Push Mount Ties

One-piece mounting ties offer a complete solution by bundling cables while at the same time providing a mounting solution. This tie features an extended pawl, allowing the user to release the tie for bundle maintenance. Push mount ties offer the ideal combination of high specification materials and superior design to suit the mounting and bundling needs of complex applications.

Features and Benefits

- An all-in-one bundling and fixing solution reduces costs.
- High-specification materials and superior design suit the fixing and bundling needs of complex applications.
- Releasable to provide quick access to bundles.



PART NO.	TYPE	Min. Tensile Strength lbs. (N)	Mounting Hole Dia. in. (mm)	Panel Thickness in. (mm)	Length (L) in. (mm)	Max. Bundle Diameter in. (mm)	Width (W) in. (mm)	Material	Color	Pkg. Qty.
115-06960	RT50SFK	50.0 (225.0)	0.25 - 0.28 (6.4 - 7.0)	0.03 - 0.31 (0.8 - 3.0)	9.0 (225.0)	2.0 (50.0)	0.2 (5.0)	PA66	Black	1000

Dimensions are approximate and subject to technical changes. Use Part No. for ordering and Type for specification purposes.
Installation tools: EVO7, EVO7SP, EVO9, EVO9HT, MK7P, MK7HT, MK9P.

Bundling and Securing

Self-Affixing Cable Ties

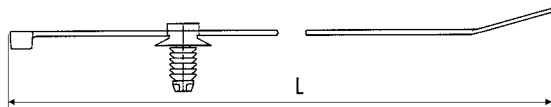
Fir Tree Mount Cable Ties

2-Piece Fir Tree Mount and Cable Tie Assemblies

HellermannTyton's fir tree mounts provide a secure grip in a mounting hole. The mount can slide along the cable tie to adjust orientation as needed. Fir tree mounts are designed to provide a low insertion force and high extraction force. This mount is sold as an assembly with the cable tie.

Features and Benefits

- Friction tab inside the fir tree allows the tie to sit in mount without falling out prior to installation.
- Fir tree provides low insertion effort yet demonstrates high extraction resistance.
- Disc feature prevents rattling in high-vibration applications and protects against debris ingress.



PART NO.	TYPE	Min. Tensile Strength lbs. (N)	Max. Bundle Diameter in. (mm)	Length (L) in. (mm)	Mounting Hole Dia. in. (mm)	Panel Thickness in. (mm)	Material Cable Tie	Material Fir Tree	Color	Pkg. Qty.
156-00953	T30RFT4	30.0 (135.0)	1.4 (35.0)	6.0 (148.0)	0.13 - 0.16 (3.3 - 4.0)	0.04-0.12 (1.0-3.0)	PA66HS	PA66HIRHS	Black	500
150-55948	T30RFT5	30.0 (135.0)	1.4 (34.0)	6.0 (150.0)	0.17 - 0.2 (4.5 - 5.0)	0.03-0.12 (0.7-3.0)	PA46	PA46	Natural, Gray	500
150-55850		30.0 (135.0)	1.4 (34.0)	6.0 (150.0)	0.17 - 0.2 (4.5 - 5.0)	0.03-0.12 (0.7-3.0)	PA66HS	PA66HIRHS	Black	500
150-31090	T30RFT6LG	30.0 (135.0)	1.4 (30.0)	6.0 (148.0)	0.25 - 0.28 (6.5 - 7.0)	0.03-0.24 (0.75-6.0)	PA66HS	PA66HIRHS	Black	500
150-77940	T30RFT6	30.0 (135.0)	1.4 (35.0)	6.0 (148.0)	0.25 - 0.28 (6.4 - 7.1)	0.03-0.12 (0.75-3.0)	PA66HS	PA66HIRHS	Black	500
156-00057	T30RFT7	30.0 (135.0)	1.4 (35.0)	6.0 (150.0)	0.26 - 0.28 (6.5 - 7.0)	0.03-0.28 (0.8-7.0)	PA66HS	PA66HS	Black	500
156-00375	T30RFT8	30.0 (135.0)	1.4 (36.0)	6.0 (148.0)	0.3 - 0.31 (7.7 - 8.0)	0.03-0.31 (0.8-7.9)	PA66HS	PA66HS	Black	500
156-00089	T30RFT10	30.0 (135.0)	1.4 (35.0)	6.0 (148.0)	0.38 - 0.39 (9.7 - 10.0)	0.03-0.20 (0.8-5.0)	PA66HS	PA66HS	Black	500
156-00025	T50RFT5	50.0 (225.0)	2.0 (45.0)	7.9 (200.0)	0.17 - 0.2 (4.5 - 5.0)	0.03-0.12 (0.7-3.0)	PA66HS	PA66HIRHS	Black	500

Dimensions are approximate and subject to technical changes. Use Part No. for ordering and Type for specification purposes.
Installation tools: EVO7, EVO7SP, EVO9, EVO9HT, MK7P, MK7HT, MK9P.

Fir Tree Mount Cable Ties

2-Piece Fir Tree Mount and Cable Tie Assemblies

PART NO.	TYPE	Min. Tensile Strength lbs. (N)	Max. Bundle Diameter in. (mm)	Length (L) in. (mm)	Mounting Hole Dia. in. (mm)	Panel Thickness in. (mm)	Material Cable Tie	Material Fir Tree	Color	Pkg. Qty.
156-00882	T50RFT 5.5SD	50.0 (225.0)	2.0 (45.0)	8.0 (203.2)	0.2 - 0.22 (5.0 - 5.7)	0.03-0.12 (0.7-4.5)	PA66HS	PA66HIRHS	Black	500
156-00457	T50RFT7HD	50.0 (225.0)	1.8 (50.0)	8.0 (200.0)	0.24 - 0.28 (6.2 - 7.2)	0.03-0.28 (0.8-7.0)	PA46	PA46	Brown	500
156-00329		50.0 (225.0)	1.8 (45.0)	8.0 (200.0)	0.24 - 0.28 (6.3 - 7.1)	0.03-0.28 (0.8-7.0)	PA66HS	PA66HIRHS	Black	500
150-31093	T50SFT6LG	50.0 (225.0)	1.4 (30.0)	6.0 (160.0)	0.25 - 0.28 (6.5 - 7.0)	0.03-0.24 (0.75-6.0)	PA66HS	PA66HIRHS	Black	500
150-31098	T50RFT6LG	50.0 (222.0)	2.0 (45.0)	8.0 (200.0)	0.25 - 0.28 (6.5 - 7.0)	0.03-0.24 (0.75-6.0)	PA46	PA46	Gray	500
150-31091		50.0 (225.0)	2.0 (45.0)	8.0 (202.0)	0.25 - 0.28 (6.5 - 7.0)	0.03-0.24 (0.75-6.0)	PA66HS	PA66HIRHS	Black	500
156-00157	T50RFT6	50.0 (225.0)	2.0 (45.0)	8.0 (202.0)	0.25 - 0.28 (6.4 - 7.1)	0.03-0.12 (0.75-3.0)	PA66HS	PA66HIRHS	Black	500
156-00156	T50SFT6	50.0 (225.0)	1.4 (35.0)	6.0 (160.0)	0.26 - 0.28 (6.5 - 7.0)	0.03-0.12 (0.75-3.0)	PA66HS	PA66HIRHS	Black	500
156-00056	T50SFT7	50.0 (225.0)	1.4 (35.0)	6.0 (160.0)	0.26 - 0.28 (6.5 - 7.0)	0.03-0.28 (0.8-7.0)	PA66HS	PA66HS	Black	500
111-85871	T50RFT7	50.0 (225.0)	2.0 (45.0)	7.9 (202.0)	0.26 - 0.28 (6.5 - 7.0)	0.03-0.28 (0.8-7.0)	PA66HS	PA66HS	Black	500
111-05350	T50IFT7	50.0 (225.0)	3.3 (85.0)	11.8 (305.0)	0.26 - 0.28 (6.5 - 7.0)	0.03-0.28 (0.8-7.0)	PA66HS	PA66HS	Black	500
156-00054	T50IFT6LG	50.0 (225.0)	3.3 (85.0)	12.0 (305.0)	0.26 - 0.28 (6.5 - 7.0)	0.03-0.24 (0.75-6.0)	PA66HS	PA66HIR	Black	500
156-00066	T50LFT6	50.0 (225.0)	4.3 (110.0)	15.0 (390.0)	0.26 - 0.28 (6.5 - 7.0)	0.03-0.12 (0.75-3.0)	PA66HS	PA66HIRHS	Black	500
156-00055	T50LFT7	50.0 (225.0)	4.3 (110.0)	15.0 (390.0)	0.26 - 0.28 (6.5 - 7.0)	0.03-0.28 (0.8-7.0)	PA66HS	PA66HS	Black	500
156-00282		50.0 (225.0)	3.4 (85.0)	15.0 (380.0)	0.26 - 0.28 (6.5 - 7.0)	0.03-0.28 (0.8-7.0)	PA66HS	PA66HS	Black	500
156-00376	T50RFT8	50.0 (225.0)	1.8 (48.0)	8.0 (202.0)	0.3 - 0.31 (7.7 - 8.0)	0.02-0.26 (0.8-6.0)	PA66HS	PA66HS	Black	500
156-00377	T50IFT8	50.0 (225.0)	3.4 (81.0)	12.0 (305.0)	0.3 - 0.31 (7.7 - 8.0)	0.03-0.24 (0.8-5.0)	PA66HS	PA66HS	Black	500
156-00378	T50LFT8	50.0 (225.0)	4.2 (105.0)	15.0 (380.0)	0.3 - 0.31 (7.7 - 8.0)	0.03-0.20 (0.8-5.0)	PA66HS	PA66HS	Black	500

Dimensions are approximate and subject to technical changes. Use Part No. for ordering and Type for specification purposes.
Installation tools: EVO7, EVO7SP, EVO9, EVO9HT, MK7P, MK7HT, MK9P.

Bundling and Securing

Self-Affixing Cable Ties

Fir Tree Mount Cable Ties

2-Piece Fir Tree Mount and Cable Tie Assemblies

PART NO.	TYPE	Min. Tensile Strength lbs. (N)	Max. Bundle Diameter in. (mm)	Length (L) in. (mm)	Mounting Hole Dia. in. (mm)	Panel Thickness in. (mm)	Material Cable Tie	Material Fir Tree	Color	Pkg. Qty.
156-00091	T50RFT10	50.0 (225.0)	1.8 (45.0)	8.0 (203.2)	0.38 - 0.39 (9.7 - 10.0)	0.03-0.20 (0.8-5.0)	PA66HS	PA66HS	Black	500
111-85810		50.0 (225.0)	1.8 (45.0)	8.0 (200.0)	0.38 - 0.39 (9.7 - 10.0)	0.03-0.20 (0.8-5.0)	PA66HS	PA66HS	Black	500
156-00092	T50IFT10	50.0 (225.0)	3.4 (81.0)	12.0 (305.0)	0.38 - 0.39 (9.7 - 10.0)	0.03-0.20 (0.8-5.0)	PA66HS	PA66HS	Black	500
156-00093	T50LFT10	50.0 (225.0)	4.3 (110.0)	15.0 (380.0)	0.38 - 0.39 (9.7 - 10.0)	0.03-0.20 (0.8-5.0)	PA66HS	PA66HS	Black	500
156-01336	PT2AFT6LG	51.7 (230.0)	1.4 (35.0)	5.7 (145.0)	0.25 - 0.28 (6.4 - 7.1)	0.03-0.24 (0.75-6.0)	PEEK	PA46	Beige, Gray	500
156-01555	PAT100R FT6LG	100.0 (445.0)	1.4 (35.0)	5.9 (149.9)	0.22 - 0.25 (5.6 - 6.4)	0.05-0.24 (1.25-6.0)	PAEK	PAEK	Beige	500
156-01513	PAT100L FT6LG	100.0 (445.0)	2.0 (50.8)	7.9 (200.7)	0.22 - 0.25 (5.6 - 6.4)	0.05-0.24 (1.25-6.0)	PAEK	PAEK	Beige	500
156-00068	WSSFT9A	120.0 (535.0)	2.3 (57.0)	9.0 (228.0)	0.34 - 0.36 (8.7 - 9.2)	0.04-0.26 (1.0-6.5)	PA66HIRHSUV	PA66HIRHSUV	Black	100
156-00072	WSSFT9B	120.0 (535.0)	2.3 (57.0)	9.0 (228.0)	0.34 - 0.36 (8.7 - 9.2)	0.04-0.62 (1.0-15.8)	PA66HS	PA66HIRHSUV	Black	100
156-00071	T120RFT9B	120.0 (535.0)	4.0 (100.0)	15.0 (380.0)	0.34 - 0.36 (8.7 - 9.2)	0.04-0.62 (1.0-15.8)	PA66HS	PA66HIRHSUV	Black	100
156-00067	T120RFT9A	120.0 (535.0)	4.0 (100.0)	15.0 (380.0)	0.34 - 0.36 (8.7 - 9.2)	0.04-0.26 (1.0-6.5)	PA66HS	PA66HIRHSUV	Black	100
156-00069	WSIFT9A	120.0 (535.0)	4.0 (102.0)	15.0 (387.0)	0.34 - 0.36 (8.7 - 9.2)	0.04-0.62 (1.0-6.5)	PA66HS	PA66HIRHSUV	Black	100
156-00070	WSRFT9A	120.0 (535.0)	4.1 (105.0)	15.0 (380.0)	0.34 - 0.36 (8.7 - 9.2)	0.04-0.62 (1.0-6.5)	PA66HS	PA66HIRHSUV	Black	100
156-00074	WSRFT9B	120.0 (535.0)	4.1 (105.0)	15.0 (380.0)	0.34 - 0.36 (8.7 - 9.2)	0.04-0.62 (1.0-15.8)	PA66HS	PA66HIRHSUV	Black	100

Dimensions are approximate and subject to technical changes. Use Part No. for ordering and Type for specification purposes.
Installation tools: EVO7, EVO7SP, EVO9, EVO9HT, MK7P, MK7HT, MK9P.

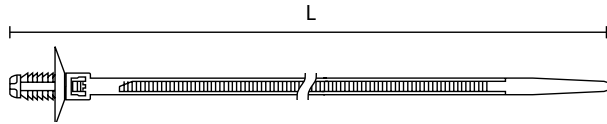
Fir Tree Mount Cable Ties

1-Piece Cable Ties with Fir Tree Mount with Disc

One-piece mounting ties offer a complete solution by both bundling and mounting wires, cables and tubes. The fir tree mount provides low insertion force with a high extraction force. Outside serrations on the cable tie leave a smooth interior surface that's gentler on sensitive wire insulation. The unique head design allows the cable tie to firmly hold bundles as small as .06" diameter. The disc offers added protection against debris.

Features and Benefits

- All-in-one bundling and fastening solution reduces costs and assembly time.
- Disc feature provides anti-rattle protection in high-vibration applications.



PART NO.	TYPE	Min. Mounting Hole Dia. in. (mm)	Max. Mounting Hole Dia. in. (mm)	Length (L) in. (mm)	Min. Tensile Strength lbs. (N)	Max. Bundle Diameter in. (mm)	Panel Thickness in. (mm)	Material	Color	Pkg. Qty.
157-00052	T50ROSFT6LGM	0.3 (6.5)	0.3 (7.2)	8.6 (220.0)	50.0 (225.0)	2.0 (50.0)	0.02 – 0.33 (0.6 – 8.5)	PA66HS	Black	500
157-00306	T50ROSFT6.5LG-E4	0.2 (6.1)	0.3 (6.9)	8.6 (218.1)	50.0 (225.0)	2.0 (50.0)	0.02 – 0.32 (0.6 – 8.3)	PA66HIRHS	Black	500
155-05800	T50SOSFT6E	0.3 (6.5)	0.3 (7.0)	6.0 (160.0)	50.0 (150.0)	1.4 (32.0)	0.03 – 0.12 (0.75 – 3.0)	PA66HIRHS	Black	1500
157-00050	T50SOSFT6LGM	0.3 (6.5)	0.3 (7.2)	6.5 (169.0)	50.0 (225.0)	1.4 (35.0)	0.02 – 0.33 (0.6 – 8.5)	PA66HS	Black	500
157-00376	T50SOSFT6.5-E4	0.2 (6.1)	0.3 (6.9)	6.3 (161.5)	50.0 (225.0)	1.4 (35.0)	0.02 – 0.17 (0.6 – 4.2)	PA66HS	Black	1000
157-00355	T50SOSFT6.5LG-E4	0.2 (6.1)	0.3 (6.9)	6.6 (167.9)	50.0 (225.0)	1.4 (35.0)	0.02 – 0.32 (0.6 – 8.3)	PA66HIRHS	Natural	4000
157-00296		0.2 (6.1)	0.3 (6.9)	6.6 (167.9)	50.0 (225.0)	1.4 (35.0)	0.02 – 0.32 (0.6 – 8.3)	PA66HIRHSUV	Black	4000
157-00373		0.2 (6.1)	0.3 (6.9)	6.6 (167.9)	50.0 (225.0)	1.4 (35.0)	0.02 – 0.32 (0.6 – 8.3)	PA66HIRHSUV	Black	500
157-00303		0.2 (6.1)	0.3 (6.9)	6.6 (168.0)	50.0 (225.0)	1.4 (35.0)	0.02 – 0.32 (0.6 – 8.3)	PA66HS	Gray	5000
157-00287	T50SOSFT6.5LG-E4X	0.3 (6.3)	0.3 (7.0)	6.5 (165.0)	50.0 (225.0)	1.4 (35.0)	0.03 – 0.28 (0.7 – 7.0)	PA66HS	Black	500
157-00359		0.3 (6.3)	0.3 (7.0)	6.5 (165.0)	50.0 (227.0)	1.4 (35.0)	0.03 – 0.28 (0.7 – 7.0)	PA66HS	Black	500
157-00302		0.3 (6.3)	0.3 (7.0)	6.5 (165.0)	50.0 (225.0)	1.4 (35.0)	0.03 – 0.28 (0.7 – 7.0)	PA66HIRHSUV	Black	4000
157-00115	T50SOSFT8E	0.3 (8.0)	0.3 (8.5)	6.4 (163.0)	50.0 (225.0)	1.4 (35.0)	0.02 – 0.24 (0.6 – 6.0)	PA46	Gray	1000
157-00072		0.3 (8.0)	0.3 (8.5)	6.4 (163.0)	50.0 (225.0)	1.4 (35.0)	0.02 – 0.24 (0.6 – 6.0)	PA66HS	Black	1000

Dimensions are approximate and subject to technical changes. Use Part No. for ordering and Type for specification purposes.
 Installation tools: EVO7, EVO7SP, EVO9, EVO9HT, MK7P, MK7HT, MK9P.

Bundling and Securing

Self-Affixing Cable Ties

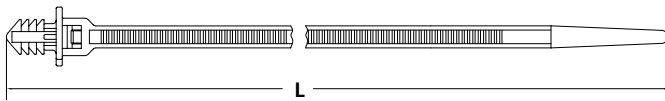

Fir Tree Mount Cable Ties

1-Piece Cable Ties with Fir Tree

One-piece mounting ties offer a complete solution by both bundling cable and at the same time providing a mounting solution. HellermannTyton's one-piece mounting ties offer the ideal combination of high specification materials and superior design to suit the mounting and bundling needs of complex applications. Fir Tree design grips to the inside of a hole. They can be used on sheet metal, wood, and cast iron. Type T50RTM25E has a longer fir tree for larger panel thicknesses.

Features and Benefits

- Friction tab inside of fir tree allows tie to sit in mount without falling out prior to installation.
- Disc feature provides anti-rattle protection in high-vibration applications.
- All-in-one bundling and mounting solution reduces costs.



PART NO.	TYPE	Min. Mounting Hole Dia. in. (mm)	Max. Mounting Hole Dia. in. (mm)	Length (L) in. (mm)	Min. Tensile Strength lbs. (N)	Max. Bundle Diameter in. (mm)	Panel Thickness in. (mm)	Material	Color	Pkg. Qty.
T50RTM250HSM4	T50RTM25	0.3 (6.4)	0.3 (7.1)	8.0 (203.2)	50.0 (225.0)	2.0 (50.0)	0.05 – 0.28 (1.32 – 7.0)	PA66HS	Black	1000
T50RTM250HSC2		0.3 (6.2)	0.3 (7.0)	8.0 (213.1)	50.0 (222.0)	2.0 (50.8)	0.05 – 0.28 (1.32 – 7.0)	PA66HS	Black	100
157-00073	T50RTM25E	0.3 (6.3)	0.3 (7.0)	8.0 (209.6)	50.0 (222.0)	2.0 (50.0)	0.09 – 0.50 (2.3 – 13.9)	PA66HIRHS	Black	1000
T50RTM25E8HM4		0.3 (6.4)	0.3 (7.1)	8.0 (203.2)	50.0 (222.0)	2.0 (50.8)	0.09 – 0.50 (2.3 – 13.9)	PA66HIRHS	Gray	1000
T50RTM25E0HSM4		0.3 (6.3)	0.3 (7.0)	8.0 (213.8)	50.0 (222.0)	2.0 (50.8)	0.09 – 0.50 (2.3 – 13.9)	PA66HS	Black	1000

Dimensions are approximate and subject to technical changes. Use Part No. for ordering and Type for specification purposes.
Installation tools: EVO7, EVO7SP, EVO9, EVO9HT, MK7P, MK7HT, MK9P.

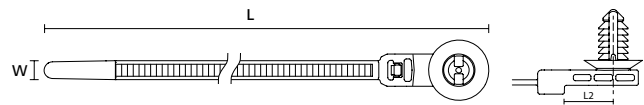
Fir Tree Mount Cable Ties

Offset Fir Tree Cable Ties

Offset cable ties route and position bundles away from a mounting hole. Rigid offset bar eliminates potential bending of wire or cables once installed. Multiple offset distances and fir tree sizes cover the majority of industry offset applications. The tie strap's outside serration design provides a smooth surface to protect soft bundles. HellermannTyton's one-piece mounting ties offer a complete solution by both bundling and mounting. Their ideal combination of high-specification materials and superior design suit the needs of complex applications.

Features and Benefits

- All-in-one bundling and fastening solution reduces costs and assembly time.
- Variety of fir tree diameters and offset lengths address most offset applications.
- High-spec materials and superior design deliver excellent performance and value.



PART NO.	TYPE	Mounting Hole Dia. in. (mm)	Panel Thickness in. (mm)	Length (L) in. (mm)	Length (L2) in. (mm)	Min. Tensile Strength lbs. (N)	Max. Bundle Diameter in. (mm)	Material	Color	Pkg. Qty.
157-00145	T50ROSFT6SO12.5A	0.2 - 0.3 (6.1 - 7.0)	0.02 - 0.26 (0.60 - 6.65)	8.5 (215.5)	0.5 (12.5)	50.0 (222.0)	2.0 (50.0)	PA66HIRHS	Black	4000
157-00130		0.2 - 0.3 (6.1 - 7.0)	0.02 - 0.26 (0.60 - 6.65)	8.5 (215.5)	0.5 (12.5)	50.0 (222.0)	2.0 (50.0)	PA66HIRHS	Gray	4000
157-00165	T50ROSFT6SO12.5R	0.2 - 0.3 (6.1 - 7.0)	0.02 - 0.32 (0.60 - 8.25)	8.8 (223.1)	0.5 (12.5)	50.0 (222.0)	2.0 (50.0)	PA66HIRHS	Black	500
157-00158	T50ROSFT6SO25A	0.2 - 0.3 (6.1 - 7.0)	0.02 - 0.26 (0.60 - 6.65)	9.1 (230.0)	1.0 (25.0)	50.0 (222.0)	2.0 (50.0)	PA46	Brown	500
157-00150		0.2 - 0.3 (6.1 - 7.0)	0.02 - 0.26 (0.60 - 6.65)	9.1 (230.0)	1.0 (25.0)	50.0 (222.0)	2.0 (50.0)	PA66HIRHS	Black	500
157-00119		0.2 - 0.3 (6.1 - 7.0)	0.02 - 0.26 (0.60 - 6.65)	9.1 (230.0)	1.0 (25.0)	50.0 (222.0)	2.0 (50.0)	PA66HIRHS	Gray	3000
157-00164	T50ROSFT6SO25R	0.2 - 0.3 (6.1 - 7.0)	0.02 - 0.32 (0.60 - 8.25)	9.4 (237.7)	1.0 (25.0)	50.0 (222.0)	2.0 (50.0)	PA66HIRHS	Black	500
157-00120	T50ROSFT8SO25A	0.3 - 0.3 (7.6 - 8.4)	0.02 - 0.26 (0.60 - 6.65)	9.1 (230.0)	1.0 (25.0)	50.0 (222.0)	2.0 (50.0)	PA66HIRHS	Gray	500
157-00216	T50ROSFT612.5SO	0.2 - 0.3 (6.1 - 6.9)	0.02 - 0.24 (0.60 - 6.0)	9.2 (234.2)	0.5 (12.5)	50.0 (222.0)	2.0 (50.0)	PA66HIRHS	Black	3000
157-00195	T50ROSFT625SO	0.2 - 0.3 (6.1 - 6.9)	0.02 - 0.32 (0.60 - 8.25)	9.7 (247.2)	1.0 (25.0)	50.0 (222.0)	2.0 (50.0)	PA66HIRHS	Black	500
157-00217	T50ROSFT812.5SO	0.3 - 0.3 (7.6 - 8.4)	0.02 - 0.20 (0.60 - 5.0)	9.1 (222.9)	0.5 (12.5)	50.0 (222.0)	2.0 (50.0)	PA66HIRHS	Black	1000
157-00196	T50ROSFT825SO	0.3 - 0.3 (7.6 - 8.4)	0.02 - 0.24 (0.60 - 6.0)	9.6 (245.1)	1.0 (25.0)	50.0 (222.0)	2.0 (50.0)	PA66HIRHS	Black	500
157-00118	T50ROSFTM6SO12.5A	0.2 (M6)	0.02 - 0.26 (0.60 - 6.65)	8.5 (215.5)	0.5 (12.5)	50.0 (222.0)	2.0 (50.0)	PA66HIRHS	Gray	500
157-00131	T50ROSFTM6SO12.5B	0.2 (M6)	0.02 - 0.26 (0.60 - 6.65)	8.5 (215.5)	0.5 (12.5)	50.0 (222.0)	2.0 (50.0)	PA66HIRHS	Black	500

Dimensions are approximate and subject to technical changes. Use Part No. for ordering and Type for specification purposes.
Installation tools: EVO7, EVO7SP, EVO9, EVO9HT, MK7P, MK7HT, MK9P.

Bundling and Securing

Self-Affixing Cable Ties

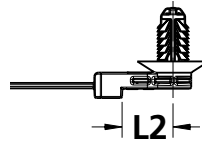
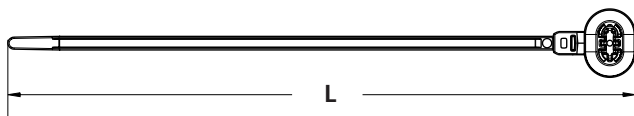
Fir Tree Mount Cable Ties

Offset Oval Fir Tree Cable Ties

One-piece offset cable tie and mount offers a simple bundling and mounting solution. The innovative design of this fir tree establishes a 360-degree interface with the panel hole, ensuring a more secure fit. The oval shape won't rotate once inserted, ensuring proper routing of wires and hoses. Offset feature positions bundles away from a mounting hole. The disc feature prevents rattling in high-vibration applications and protects against debris ingress.

Features and Benefits

- All-in-one bundling and fastening solution reduces costs and assembly time.
- Anti-rotational oval fastener forces bundle to travel in intended direction.
- Offset cable ties route and position bundles away from a mounting hole to protect them from rubbing, heat or obstructions.



PART NO.	TYPE	Mounting Hole Dia. in. (mm)	Panel Thickness in. (mm)	Length (L) in. (mm)	Length (L2) in. (mm)	Min. Tensile Strength lbs. (N)	Max. Bundle Diameter in. (mm)	Material	Color	Pkg. Qty.
157-00224	T50ROSFT OVAL12.5A	0.2 x 0.48; 0.25 x 0.50; 0.25 x 0.51; 0.27 x 0.47 (6.2 x 12.2), (6.5 x 12.5), (6.5 x 13.0), (7.0 x 12.0)	0.02 – 0.27 (0.6 – 6.75)	8.5 (216.8)	0.5 (12.5)	50.0 (225.0)	2.0 (50.0)	PA66HIRHS	Black	500
157-00225		0.2 x 0.48; 0.25 x 0.50; 0.25 x 0.51; 0.27 x 0.47 (6.2 x 12.2), (6.5 x 12.5), (6.5 x 13.0), (7.0 x 12.0)	0.02 – 0.27 (0.6 – 6.75)	8.5 (216.8)	0.5 (12.5)	50.0 (225.0)	2.0 (50.0)	PA66HIRHS	Gray	500
157-00249	T50ROSFT OVAL12.5B	0.2 x 0.48; 0.25 x 0.50; 0.25 x 0.51; 0.27 x 0.47 (6.2 x 12.2), (6.5 x 12.5), (6.5 x 13.0), (7.0 x 12.0)	0.02 – 0.27 (0.6 – 6.75)	8.5 (216.8)	0.5 (12.5)	50.0 (225.0)	2.0 (50.0)	PA66HIRHS	Black	1000
157-00221	T50ROSFT OVAL25R	0.2 x 0.48; 0.25 x 0.50; 0.25 x 0.51; 0.27 x 0.47 (6.2 x 12.2), (6.5 x 12.5), (6.5 x 13.0), (7.0 x 12.0)	0.02 – 0.27 (0.6 – 6.75)	9.3 (237.4)	1.0 (25.0)	50.0 (225.0)	2.0 (50.0)	PA66HIRHS	Black	500

Dimensions are approximate and subject to technical changes. Use Part No. for ordering and Type for specification purposes.
Installation tools: EVO7, EVO7SP, EVO9, EVO9HT, MK7P, MK7HT, MK9P.

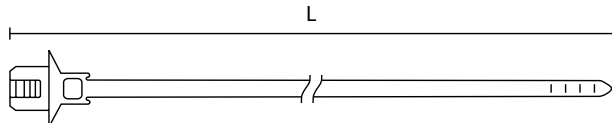
Fir Tree Mount Cable Ties

Oval Fir Tree Cable Ties

One-piece cable tie and mount offers a simple bundling and mounting solution. The innovative design of this fir tree establishes a 360-degree interface with the panel hole, ensuring a more secure fit. The oval shape won't rotate once inserted, ensuring proper routing of wires and hoses. The disc feature prevents rattling in high-vibration applications and protects against debris ingress.

Features and Benefits

- All-in-one bundling and fastening solution reduces costs and assembly time.
- Anti-rotational oval fastener forces bundle to travel in intended direction.
- High-spec materials and superior design deliver excellent performance and value.



PART NO.	TYPE	Min. Mounting Hole Dia. in. (mm)	Max. Mounting Hole Dia. in. (mm)	Panel Thickness in. (mm)	Length (L) in. (mm)	Min. Tensile Strength lbs. (N)	Max. Bundle Diameter in. (mm)	Material	Color	Pkg. Qty.
157-00288	T50ROSFTOVAL25A	0.2 (6.2)	0.5 (13.0)	0.02 – 0.27 (0.6 – 6.75)	9.0 (229.3)	50.0 (225.0)	2.0 (50.0)	PA46	Brown	500
157-00222		0.2 (6.2)	0.5 (13.0)	0.02 – 0.27 (0.6 – 6.75)	9.0 (229.3)	50.0 (225.0)	2.0 (50.0)	PA66HIRHS	Black	500
157-00205		0.2 (6.2)	0.5 (13.0)	0.02 – 0.27 (0.6 – 6.75)	9.0 (229.3)	50.0 (225.0)	2.0 (50.0)	PA66HIRHS	Gray	500
157-00332	T50ROSFTOVAL25B	0.2 (6.2)	0.5 (13.0)	0.02 – 0.27 (0.6 – 6.75)	9.0 (229.3)	50.0 (225.0)	2.0 (50.0)	PA46	Black	1000
157-00247		0.2 (6.2)	0.5 (13.0)	0.02 – 0.27 (0.6 – 6.75)	9.0 (229.3)	50.0 (225.0)	2.0 (50.0)	PA66HIRHS	Black	1000
157-00323	T50ROSFTOVALIL25A	0.2 (6.2)	0.5 (13.0)	0.02 – 0.27 (0.6 – 6.75)	9.0 (232.3)	50.0 (225.0)	2.0 (50.0)	PA66HIRHS	Black	1000
157-00333	T50ROSFTOVALIL25B	0.2 (6.2)	0.5 (13.0)	0.02 – 0.27 (0.6 – 6.75)	9.0 (232.3)	50.0 (225.0)	2.0 (50.0)	PA66HIRHS	Black	2000
157-00232	T50ROSFTOVALR	0.2 (6.2)	0.5 (13.0)	0.02 – 0.24 (0.6 – 6.0)	8.6 (219.3)	50.0 (225.0)	2.0 (50.0)	PA66HIRHS	Black	500
157-00391	T50ROSFTOVALU	0.2 (6.2)	0.5 (12.2)	0.02 – 0.24 (0.6 – 6.0)	8.9 (225.0)	50.0 (222.0)	2.0 (50.0)	PA66HIRHS	Black	3000
157-00153		0.2 (6.2)	0.5 (12.2)	0.02 – 0.24 (0.6 – 6.0)	8.9 (225.0)	50.0 (222.0)	2.0 (50.0)	PA66HIRHS	Gray	500
157-00254		0.2 (6.2)	0.5 (12.2)	0.02 – 0.24 (0.6 – 6.0)	8.9 (225.0)	50.0 (222.0)	2.0 (50.0)	PA66HS	Black	500
157-00157		0.2 (6.2)	0.5 (12.2)	0.02 – 0.27 (0.6 – 6.75)	8.6 (219.0)	50.0 (225.0)	2.0 (50.0)	PA46	Brown	500
157-00142		0.2 (6.2)	0.5 (13.0)	0.02 – 0.27 (0.6 – 6.75)	8.6 (219.0)	50.0 (225.0)	2.0 (50.0)	PA66HIRHS	Black	3000

Dimensions are approximate and subject to technical changes. Use Part No. for ordering and Type for specification purposes.
Installation tools: EVO7, EVO7SP, EVO9, EVO9HT, MK7P, MK7HT, MK9P.

Bundling and Securing

Self-Affixing Cable Ties

Fir Tree Mount Cable Ties

Oval Fir Tree Cable Ties

PART NO.	TYPE	Min. Mounting Hole Dia. in. (mm)	Max. Mounting Hole Dia. in. (mm)	Panel Thickness in. (mm)	Length (L) in. (mm)	Min. Tensile Strength lbs. (N)	Max. Bundle Diameter in. (mm)	Material	Color	Pkg. Qty.
157-00268	T50ROSFTSOVAL	0.2 (6.2)	0.5 (13.0)	0.02 – 0.12 (0.6 – 3.0)	8.5 (215.0)	50.0 (225.0)	2.0 (50.0)	PA66HIRHS	Black	500
157-00069	T50SOS2DOP62X122-E	0.2 (6.2)	0.5 (12.2)	0.02 – 0.24 (0.6 – 6.0)	6.5 (164.0)	45.0 (200.0)	1.4 (35.0)	PA46	Gray	1000
157-00014		0.2 (6.2)	0.5 (12.2)	0.02 – 0.24 (0.6 – 6.0)	6.5 (164.0)	50.0 (225.0)	1.4 (35.0)	PA66HS	Black	500
157-00184	T50SOS3DOP65X130-E	0.3 (6.5)	0.5 (13.0)	0.03 – 0.20 (0.7 – 5.0)	6.5 (165.0)	50.0 (180.0)	1.4 (35.0)	PA66HS	Black	500
157-00053	T50SOSFT7X12U	0.3 (7.0)	0.5 (12.0)	0.02 – 0.16 (0.6 – 4.0)	6.5 (165.0)	50.0 (225.0)	1.4 (35.0)	PA66HS	Black	500
157-00253	T50SOSFTOVALU	0.2 (6.2)	0.5 (13.0)	0.02 – 0.27 (0.6 – 6.75)	6.6 (168.2)	50.0 (225.0)	1.4 (35.0)	PA66HS	Black	500
157-00143		0.2 (6.2)	0.5 (13.0)	0.02 – 0.27 (0.6 – 6.75)	6.6 (168.2)	50.0 (225.0)	1.4 (35.0)	PA66HS	Black	3000
157-00266		0.2 (6.2)	0.5 (13.0)	0.02 – 0.27 (0.6 – 6.75)	6.6 (168.2)	50.0 (225.0)	1.4 (35.0)	PA66HS	Gray	500
157-00154		0.2 (6.2)	0.5 (13.0)	0.02 – 0.27 (0.6 – 6.75)	6.6 (168.2)	50.0 (225.0)	1.4 (35.0)	PA66HS	Gray	1000

Dimensions are approximate and subject to technical changes. Use Part No. for ordering and Type for specification purposes.
Installation tools: EVO7, EVO7SP, EVO9, EVO9HT, MK7P, MK7HT, MK9P.

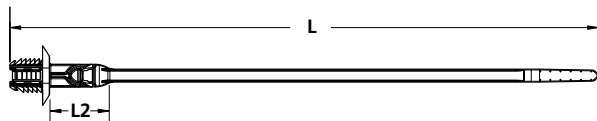
Fir Tree Mount Cable Ties

Stand-Off Oval Fir Tree Cable Ties

One-piece standoff cable tie and mount offers a simple bundling and mounting solution. The innovative design of this fir tree establishes a 360-degree interface with the panel hole, ensuring a more secure fit. The oval shape won't rotate once inserted, ensuring proper routing of wires and hoses. Standoff feature positions bundles above a mounting hole. The disc feature prevents rattling in high-vibration applications and protects against debris ingress.

Features and Benefits

- All-in-one bundling and fastening solution reduces costs and assembly time.
- Anti-rotational oval fastener forces bundle to travel in intended direction.
- Stand-off cable ties route and position bundles above a mounting hole to protect them from rubbing, heat or obstructions.



PART NO.	TYPE	Mounting Hole Dia. in. (mm)	Panel Thickness in. (mm)	Length (L) in. (mm)	Length (L2) in. (mm)	Min. Tensile Strength lbs. (N)	Max. Bundle Diameter in. (mm)	Material	Color	Pkg. Qty.
157-00218	T50ROSFT OVAL 12.5SO	0.2 x 0.48; 0.25 x 0.50; 0.25 x 0.51; 0.27 x 0.47 (6.2 x 12.2), (6.5 x 12.5), (6.5 x 13.0), (7.0 x 12.0)	0.02 – 0.27 (0.6 – 6.75)	9.1 (231.3)	0.5 (12.5)	50.0 (220.0)	2.0 (50.0)	PA66HIRHS	Black	1000
157-00219	T50ROSFT OVAL 25SO	0.2 x 0.48; 0.25 x 0.50; 0.25 x 0.51; 0.27 x 0.47 (6.2 x 12.2), (6.5 x 12.5), (6.5 x 13.0), (7.0 x 12.0)	0.02 – 0.27 (0.6 – 6.75)	9.6 (243.8)	1.0 (25.0)	50.0 (220.0)	2.0 (50.0)	PA66HIRHS	Black	500
157-00379	T50ROSFT OVALIL 125SO	0.2 x 0.48; 0.25 x 0.50; 0.25 x 0.51; 0.27 x 0.47 (6.2 x 12.2), (6.5 x 12.5), (6.5 x 13.0), (7.0 x 12.0)	0.02 - 0.27 (0.6 - 6.75)	6.5 (164.0)	0.5 (12.5)	50.0 (225.0)	1.4 (35.0)	PA66HIRHSUV	Black	500

Dimensions are approximate and subject to technical changes. Use Part No. for ordering and Type for specification purposes. Installation tools: EVO7, EVO7SP, EVO9, EVO9HT, MK7P, MK7HT, MK9P.

Bundling and Securing

Self-Affixing Cable Ties

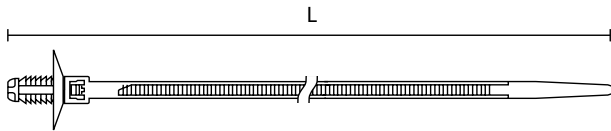

Fir Tree Mount Cable Ties

Releasable Cable Tie with Fir Tree Mount

The releasable cable tie with fir tree mount offers a complete bundling and fastening solution. The extended pawl allows the user to release the tie for bundle maintenance. HellermannTyton's one-piece mounting ties deliver the ideal combination of high-specification materials and superior design.

Features and Benefits

- An all-in-one bundling and mounting solution that reduces parts and costs.
- High-specification materials and superior design suit the bundling and fastening requirements of complex applications.
- Release feature allows maintenance or changeouts as needed.



PART NO.	TYPE	Min. Mounting Hole Dia. in. (mm)	Max. Mounting Hole Dia. in. (mm)	Length (L) in. (mm)	Min. Tensile Strength lbs. (N)	Max. Bundle Diameter in. (mm)	Panel Thickness in. (mm)	Material	Color	Pkg. Qty.
150-55500	REL30SDP6	0.3 (6.3)	0.3 (7.1)	6.7 (170.0)	30.0 (135.0)	1.2 (31.0)	0.12 – 0.28 (3.0 – 7.0)	PA66	Black	500

Dimensions are approximate and subject to technical changes. Use Part No. for ordering and Type for specification purposes.
Installation tools: EVO7, EVO7SP, EVO9, EVO9HT, MK7P, MK7HT, MK9P.

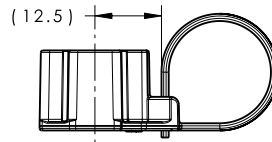
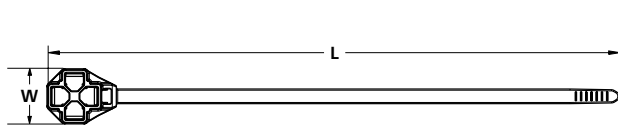
Stud Mount Cable Ties

Stud Mount Ties

Stud Mount Ties offer outstanding stud retention. With their low insertion force and high extraction performance, HellermannTyton mounting ties offer the ideal combination of high-grade materials and superior design to suit the mounting and bundling needs of complex applications. Available in standard and high-heat material options.

Features and Benefits

- Covers top of stud for protection from stud end.
- Four-pawl, three-tooth design delivers outstanding stud retention to keep bundles secure.
- PA46 material option allows use in high-heat applications.



PART NO.	TYPE	Stud Dia. in.	Stud Dia. (mm)	Min. Tensile Strength lbs. (N)	Length (L) in. (mm)	Max. Bundle Diameter in. (mm)	Width (W) in. (mm)	Material	Color	Pkg. Qty.
157-00233	T50ROSSB5-6U	0.20, 0.24	(5.0, 6.0)	50.0 (225.0)	8.6 (218.5)	2.0 (50.0)	0.6 (14.2)	PA66HIRHS	Black	1500
157-00290	T80ROSSB8U	0.31	(8.0)	80.0 (335.0)	8.3 (212.0)	2.0 (50.0)	0.7 (17.8)	PA66HIRHSUV	Black	3000
157-00293		0.31	(8.0)	80.0 (355.0)	8.3 (212.0)	2.0 (50.0)	0.7 (17.8)	PA46	Brown	3000
157-00291	T80ROSSB10U	0.39	(10.0)	80.0 (335.0)	8.5 (215.0)	2.0 (50.0)	0.2 (5.5)	PA66HIRHSUV	Black	2000
157-00294		0.39	(10.0)	80.0 (335.0)	8.5 (215.0)	2.0 (50.0)	0.2 (5.5)	PA46	Brown	2000
157-00292	T80ROSSB12U	0.47	(12.0)	80.0 (355.0)	8.6 (218.0)	2.0 (50.0)	0.9 (23.8)	PA66HIRHSUV	Black	3000
157-00295		0.47	(12.0)	80.0 (355.0)	8.6 (218.0)	2.0 (50.0)	0.9 (23.8)	PA46	Brown	3000

Dimensions are approximate and subject to technical changes. Use Part No. for ordering and Type for specification purposes.
Installation tools: EVO9, EVO9HT, MK9P.

Bundling and Securing

Self-Affixing Cable Ties

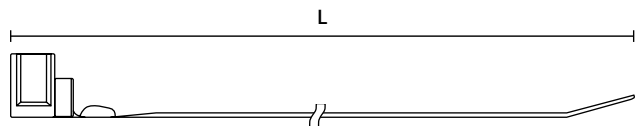
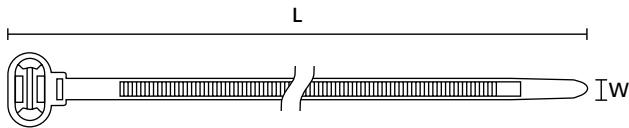
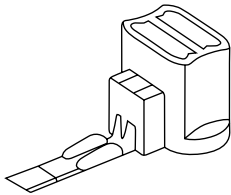
Stud Mount Cable Ties

Oval Shaped Variable Stud Mount Ties

Oval Shaped Stud Mount's special design allows for a .20" (5.5 mm) lateral adjustment, allowing for any misalignment of the stud or incorrect position of the tie on the cables. The mount allows it to be installed onto a weld stud without the use of any tools.

Features and Benefits

- Head allows for a .2" lateral adjustment on stud during installation.
- Quick and easy installation ideal for manufacturing environment.



PART NO.	TYPE	Stud Dia. in.	Stud Dia. (mm)	Min. Tensile Strength lbs. (N)	Length (L) in. (mm)	Max. Bundle Diameter in. (mm)	Width (W) in. (mm)	Material	Color	Pkg. Qty.
155-46302	T50SOSSB6HE	0.24	(6.0)	50.0 (170.0)	6.0 (160.0)	1.4 (35.0)	0.2 (4.7)	PA66HS	Black	500
157-00151	T50SOSSB5-High-E-C-CC	0.20, 0.24	(5.0), M6	225.0 (225.0)	6.6 (167.0)	1.4 (35.0)	0.2 (5.0)	PA66HS	Gray	5000
157-00105		0.20	(5.0)	50.0 (225.0)	6.6 (167.0)	1.4 (35.0)	0.2 (5.0)	PA66HS	Black	3000
157-00106	T50SOSSB5-High-E-O-US	0.20	(5.0)	50.0 (225.0)	6.6 (167.0)	1.4 (35.0)	0.2 (5.0)	PA66HS	Black	3000

Dimensions are approximate and subject to technical changes. Use Part No. for ordering and Type for specification purposes.
Installation tools: EVO7, EVO7SP, EVO9, EVO9HT, MK7P, MK7HT, MK9P.

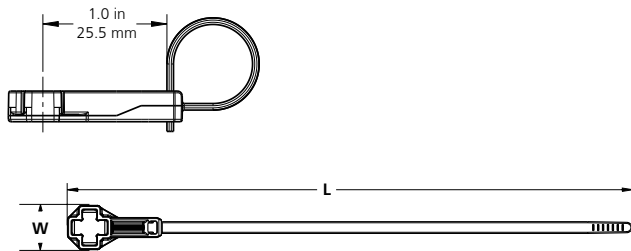
Stud Mount Cable Ties

Offset Stud Mount Ties

This mount features an offset design, which positions bundles away from obstructions, heat or sources of abrasion. With their low insertion force and high extraction performance, HellermannTyton mounting ties offer the ideal combination of high-grade materials and superior design to suit the mounting and bundling needs of complex applications. Available in standard and high-heat material options.

Features and Benefits

- Offset design positions bundles away from obstructions, heat or sources of abrasion.
- Four-pawl, three-tooth design delivers outstanding stud retention to keep bundles secure.
- PA46 material option allows use in high-heat applications.



PART NO.	TYPE	Stud Dia. in.	Stud Dia. (mm)	Min. Tensile Strength lbs. (N)	Length (L) in. (mm)	Max. Bundle Diameter in. (mm)	Width (W) in. (mm)	Material	Color	Pkg. Qty.
157-00325	T50ROSM6SMS025	0.20, 0.24	(5.0, 6.0)	50.0 (225.0)	8.8 (224.0)	2.0 (50.0)	0.6 (14.2)	PA66HIRHSUV	Black	2000
157-00326		0.20, 0.24	(5.0, 6.0)	50.0 (223.0)	8.8 (224.0)	2.0 (50.0)	0.6 (14.2)	PA46	Brown	2000
157-00327	T50ROSM8SMS025	0.31	(8.0)	50.0 (223.0)	8.9 (226.0)	2.0 (50.0)	0.7 (17.8)	PA66HIRHSUV	Black	3000
157-00328		0.31	(8.0)	50.0 (223.0)	8.9 (226.1)	2.0 (50.0)	0.7 (17.8)	PA46	Brown	3000

Dimensions are approximate and subject to technical changes. Use Part No. for ordering and Type for specification purposes.
Installation tools: EVO7, EVO7SP, EVO9, EVO9HT, MK7P, MK7HT, MK9P.

Bundling and Securing

Self-Affixing Cable Ties

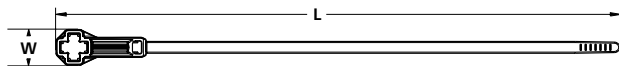
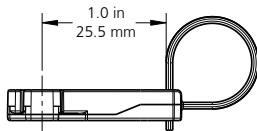
Stud Mount Cable Ties

Offset Low-Profile Stud Mount Ties

This mount's offset design positions bundles away from obstructions, heat or sources of abrasion. It features a low-profile head, allowing multiple tie mounts to be stacked on a single bolt and providing space savings in tight areas. With their low insertion force and high extraction performance, HellermannTyton mounting ties offer the ideal combination of high-grade materials and superior design to suit the mounting and bundling needs of complex applications. Available in standard and high-heat material options.

Features and Benefits

- Offset design positions bundles away from obstructions, heat or sources of abrasion.
- Low profile head allows mounts to stack, providing more mounting versatility from a single stud.
- Four-pawl, three-tooth design delivers outstanding stud retention to keep bundles secure.
- PA46 material option allows use in high-heat applications.



PART NO.	TYPE	Stud Dia. in.	Stud Dia. (mm)	Min. Tensile Strength lbs. (N)	Length (L) in. (mm)	Max. Bundle Diameter in. (mm)	Width (W) in. (mm)	Material	Color	Pkg. Qty.
157-00335	T50ROSLPM6SMS025	0.20, 0.24	(5.0, 6.0)	50.0 (223.0)	8.8 (224.0)	2.0 (50.0)	0.6 (4.7)	PA66HIRHSUV	Black	3000
157-00338		0.20, 0.24	(5.0, 6.0)	50.0 (223.0)	8.8 (224.0)	2.0 (50.0)	0.6 (4.7)	PA46	Brown	3000
157-00362	T50ROSLPM8SMS025	0.31	(8.0)	50.0 (223.0)	8.9 (226.1)	2.0 (50.0)	0.7 (17.8)	PA66HIRHSUV	Black	3000
157-00361		0.31	(8.0)	50.0 (223.0)	8.9 (226.1)	2.0 (50.0)	0.7 (17.8)	PA46	Brown	3000

Dimensions are approximate and subject to technical changes. Use Part No. for ordering and Type for specification purposes.
Installation tools: EVO7, EVO7SP, EVO9, EVO9HT, MK7P, MK7HT, MK9P.

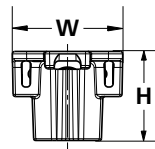
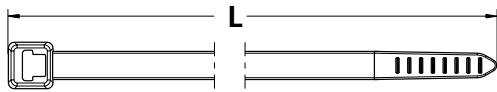
Stud Mount Cable Ties

Two-Piece Stud Mount Ties

Unique, two-piece design allows routing to be above, parallel or perpendicular to stud. This also enables up to three separate bundles to be fastened to the same stud. With their low insertion force and high extraction performance, HellermannTyton mounting ties offer the ideal combination of high-grade materials and superior design to suit the mounting and bundling needs of complex applications. Available in standard and high-heat material options.

Features and Benefits

- Versatile design allows cable routing above, perpendicular or parallel to stud.
- Can mount up to three bundles simultaneously, making efficient use of a single mounting point.
- Four-pawl, three-tooth design delivers outstanding stud retention to keep bundles secure.
- PA46 material option allows use in high-heat applications.



PART NO.	TYPE	Stud Dia. in.	Stud Dia. (mm)	Min. Tensile Strength lbs. (N)	Length (L) in. (mm)	Max. Bundle Diameter in. (mm)	Width (W) in. (mm)	Material Cable Tie	Material Stud Mount	Color	Pkg. Qty.
156-01547	T50R0SB55-6U-SET	0.20, 0.24	(5.0, 6.0)	50.0 (223.0)	8.0 (202.0)	2.0 (50.0)	0.9 (23.3)	PA66HS	PA66HIRHS	Black	3000
156-01668	T50R1SB5-6USET	0.20, 0.24	(5.0, 6.0)	50.0 (223.0)	8.0 (202.0)	2.0 (50.0)	0.9 (23.3)	PA46	PA46	Gray, Brown	3000
156-02232	PAT100LSB55-6U2SET	0.20, 0.24	(5.0, 6.0)	50.0 (223.0)	8.0 (202.0)	2.0 (50.0)	0.9 (23.3)	PPS	PAEK	Silver, Beige	3000

Dimensions are approximate and subject to technical changes. Use Part No. for ordering and Type for specification purposes.
Installation tools: EVO7, EVO7SP, EVO9, EVO9HT, MK7P, MK7HT, MK9P.

Bundling and Securing

Self-Affixing Cable Ties

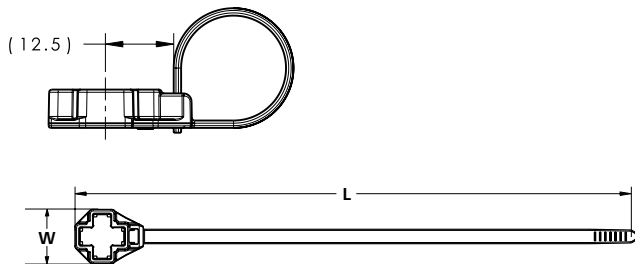
Stud Mount Cable Ties

Low-Profile Stud Mount Ties

Mount features a low-profile head, allowing multiple tie mounts to be stacked on a single bolt and providing space savings in tight areas. With their low insertion force and high extraction performance, HellermannTyton mounting ties offer the ideal combination of high-grade materials and superior design to suit the mounting and bundling needs of complex applications. Available in standard and high-heat material options.

Features and Benefits

- Low-profile head allows mounts to stack, providing more mounting versatility from a single stud.
- Four-pawl, three-tooth design delivers outstanding stud retention to keep bundles secure.
- PA46 material option allows use in high-heat applications.



PART NO.	TYPE	Stud Dia. in.	Stud Dia. (mm)	Min. Tensile Strength lbs. (N)	Length (L) in. (mm)	Max. Bundle Diameter in. (mm)	Width (W) in. (mm)	Material	Color	Pkg. Qty.
157-00340	T80ROSLPSB8U	0.31	(8.0)	80.0 (355.0)	8.3 (212.0)	2.0 (50.0)	0.7 (17.8)	PA66HIRHSUV	Black	3000
157-00341		0.31	(8.0)	80.0 (355.0)	8.3 (212.0)	2.0 (50.0)	0.7 (17.8)	PA46	Brown	3000
157-00342	T80ROSLPSB10U	0.39	(10.0)	80.0 (355.0)	8.5 (215.0)	2.0 (50.0)	0.2 (5.5)	PA66HIRHSUV	Black	3500
157-00343		0.39	(10.0)	80.0 (355.0)	8.5 (215.0)	2.0 (50.0)	0.2 (5.5)	PA46	Brown	3500
157-00344	T80ROSLPSB12U	0.47	(12.0)	80.0 (355.0)	8.6 (218.0)	2.0 (50.0)	0.9 (23.8)	PA66HIRHSUV	Black	3000
157-00345		0.47	(12.0)	80.0 (355.0)	8.6 (218.0)	2.0 (50.0)	0.9 (23.8)	PA46	Brown	3000

Dimensions are approximate and subject to technical changes. Use Part No. for ordering and Type for specification purposes.
Installation tools: EVO7, EVO7SP, EVO9, EVO9HT, MK7P, MK7HT, MK9P.

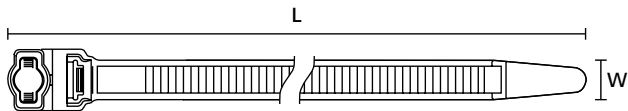
Stud Mount Cable Ties

Wide Strap Heavy Duty Stud Mount Cable Ties

The Wide Strap Stud Mount Cable Tie minimizes pinching on soft bundles and features a low profile head to provide compact bundling. A thinner strap provides increased flexibility for improved ergonomics. Available in various stud mount sizes, the wide strap tie utilizes a strong hinge between the stud mount and strap head to provide superior holding ability on a threaded stud.

Features and Benefits

- Mount provides low insertion and high extraction forces which makes for a strong and easy installation.
- Tie utilizes a strong hinge between the stud mount and strap head to provide superior holding ability.
- Clamping rails increase grip on round bundles.
- Thinner strap provides increased flexibility for improved ergonomics.



PART NO.	TYPE	Stud Dia. in. (mm)	Min. Tensile Strength lbs. (N)	Length (L) in. (mm)	Max. Bundle Diameter in. (mm)	Width (W) in. (mm)	Material	Color	Pkg. Qty.
157-00281	WSS6MM	1/4 (M6)	120.0 (534.0)	9.7 (246.4)	2.2 (57.1)	0.5 (12.7)	PA66HIRHSUV	Black	300
157-00282	WSI6MM	1/4 (M6)	120.0 (534.0)	12.7 (322.6)	3.2 (82.5)	0.5 (12.7)	PA66HIRHSUV	Black	300
157-00402	WSR250	1/4 (M6)	120.0 (534.0)	15.7 (398.8)	4.1 (104.1)	0.5 (12.7)	PA66HIRHSUV	Black	300
157-00283	WSR6MM	1/4 (M6)	120.0 (534.0)	15.7 (398.8)	4.1 (104.1)	0.5 (12.7)	PA66HIRHSUV	Black	300
157-00400	WSS250	1/4 (M6)	120.0 (534.0)	9.7 (246.4)	2.2 (57.1)	0.5 (12.7)	PA66HIRHSUV	Black	300
157-00401	WSI250	1/4 (M6)	120.0 (534.0)	12.7 (322.6)	3.2 (82.5)	0.5 (12.7)	PA66HIRHSUV	Black	300
157-00403	WSS380	3/8 (M10)	120.0 (534.0)	9.7 (246.4)	2.2 (57.1)	0.5 (12.7)	PA66HIRHSUV	Black	300
157-00404	WSI380	3/8 (M10)	120.0 (534.0)	12.7 (322.6)	3.2 (82.5)	0.5 (12.7)	PA66HIRHSUV	Black	300
157-00405	WSR380	3/8 (M10)	120.0 (534.0)	15.7 (398.8)	4.1 (104.1)	0.5 (12.7)	PA66HIRHSUV	Black	300
157-00034	WSS8MM	5/16 (M8)	120.0 (534.0)	9.7 (246.4)	2.2 (57.1)	0.5 (12.7)	PA66HIRHSUV	Black	300

Dimensions are approximate and subject to technical changes. Use Part No. for ordering and Type for specification purposes. Installation tools: EVO9, EVO9HT, MK9P.

Bundling and Securing

Self-Affixing Cable Ties

Stud Mount Cable Ties

Wide Strap Heavy Duty Stud Mount Cable Ties

PART NO.	TYPE	Stud Dia. in. (mm)	Min. Tensile Strength lbs. (N)	Length (L) in. (mm)	Max. Bundle Diameter in. (mm)	Width (W) in. (mm)	Material	Color	Pkg. Qty.
157-00035	WSI8MM	5/16 (M8)	120.0 (534.0)	12.7 (322.6)	3.2 (82.5)	0.5 (12.7)	PA66HIRHSUV	Black	300
157-00036	WSR8MM	5/16 (M8)	120.0 (534.0)	15.7 (398.8)	4.1 (104.1)	0.5 (12.7)	PA66HIRHSUV	Black	300
157-00284	WSS10MM	7/16 (M10)	120.0 (534.0)	9.7 (246.4)	2.2 (57.1)	0.5 (12.7)	PA66HIRHSUV	Black	300
157-00285	WSI10MM	7/16 (M10)	120.0 (534.0)	12.7 (322.6)	3.2 (82.5)	0.5 (12.7)	PA66HIRHSUV	Black	300
157-00286	WSR10MM	7/16 (M10)	120.0 (534.0)	15.7 (398.8)	4.1 (104.1)	0.5 (12.7)	PA66HIRHSUV	Black	300

Dimensions are approximate and subject to technical changes. Use Part No. for ordering and Type for specification purposes.
Installation tools: EVO9, EVO9HT, MK9P.

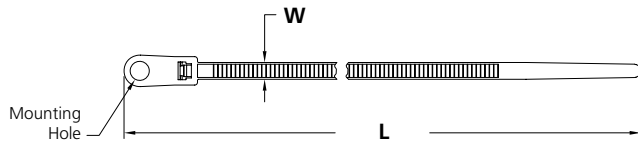
Screw Mount Cable Ties

Screw Mount Ties

One-piece Screw Mount Cable Ties fasten with a screw or bolt to provide secure routing of cable bundles. Multiple configurations are available to cover a range of bundle sizes and tensile strengths.

Features and Benefits

- Screw mount style creates low insertion and high extraction force.
- Choose from several tensile strengths and lengths to accommodate a range of applications.



PART NO.	TYPE	Mounting Screw Type	Min. Tensile Strength lbs. (N)	Length (L) in. (mm)	Max. Bundle Diameter in. (mm)	Width in. (mm)	Material	Color	Pkg. Qty.
T18MR0C2*	T18MR	#4 (M2.5)	18.0 (80.0)	4.3 (110.0)	0.8 (20.0)	0.1 (2.5)	PA66HS	Black	100
T18MR0M4*		#4 (M2.5)	18.0 (80.0)	4.3 (110.0)	0.8 (20.0)	0.1 (2.5)	PA66	Black	1000
T18MR9C2*		#4 (M2.5)	18.0 (80.0)	4.3 (110.0)	0.8 (20.0)	0.1 (2.5)	PA66	Natural	100
T18MR9M4*		#4 (M2.5)	18.0 (80.0)	4.3 (110.0)	0.8 (20.0)	0.1 (2.5)	PA66	Natural	1000
T30MR0M4*	T30MR	#8 (M4)	30.0 (135.0)	6.3 (160.0)	1.3 (32.0)	0.1 (3.5)	PA66	Black	1000
T30MR9C2*		#8 (M4)	30.0 (135.0)	6.3 (160.0)	1.3 (32.0)	0.1 (3.5)	PA66	Natural	100
T30MR9M4*		#8 (M4)	30.0 (135.0)	6.3 (160.0)	1.3 (32.0)	0.1 (3.5)	PA66	Natural	1000
T30MR0C2*		#8 (M4)	30.0 (135.0)	6.3 (160.0)	1.3 (32.0)	0.1 (3.5)	PA66	Black	100
T50MI0C2	T50MI	#10 (M5)	50.0 (225.0)	12.4 (315.0)	3.4 (85.0)	0.2 (4.7)	PA66	Black	100
T50MI9C2		#10 (M5)	50.0 (225.0)	12.4 (315.0)	3.4 (85.0)	0.2 (4.7)	PA66	Natural	100
T50MI9M4		#10 (M5)	50.0 (225.0)	12.4 (315.0)	3.4 (85.0)	0.2 (4.7)	PA66	Natural	1000

Dimensions are approximate and subject to technical changes. Use Part No. for ordering and Type for specification purposes.
 Installation tools: EVO7, EVO7SP, EVO9, EVO9HT, MK7P, MK7HT, MK9P. *This product meets UL standards. Please see appendix for specific file numbers.



Please note! Not all products listed on this page may have this approval. Please check our website for latest approvals.

Bundling and Securing

Self-Affixing Cable Ties

Screw Mount Cable Ties

Screw Mount Ties

PART NO.	TYPE	Mounting Screw Type	Min. Tensile Strength lbs. (N)	Length (L) in. (mm)	Max. Bundle Diameter in. (mm)	Width in. (mm)	Material	Color	Pkg. Qty.
T50ML0C2*	T50ML	#10 (M5)	50.0 (225.0)	15.4 (390.0)	4.0 (100.0)	0.2 (4.7)	PA66	Black	100
T50ML0M4*		#10 (M5)	50.0 (225.0)	15.4 (390.0)	4.0 (100.0)	0.2 (4.7)	PA66	Black	1000
T50ML9M4*		#10 (M5)	50.0 (225.0)	15.4 (390.0)	4.0 (100.0)	0.2 (4.7)	PA66	Natural	1000
T50ML9C2*		#10 (M5)	50.0 (225.0)	15.4 (390.0)	4.0 (100.0)	0.2 (4.7)	PA66	Natural	100
T50MR0C2*	T50MR	#10 (M5)	50.0 (225.0)	8.5 (215.0)	1.8 (45.0)	0.2 (4.7)	PA66	Black	100
T50MR0M4*		#10 (M5)	50.0 (225.0)	8.5 (215.0)	1.8 (45.0)	0.2 (4.7)	PA66	Black	1000
T50MR9M4*		#10 (M5)	50.0 (225.0)	8.5 (215.0)	1.8 (45.0)	0.2 (4.7)	PA66	Natural	1000
T50MR9X2*		#10 (M5)	50.0 (225.0)	8.5 (215.0)	1.8 (45.0)	0.2 (4.7)	PA66	Natural	25
T50MR0HSM4*		#10 (M5)	50.0 (225.0)	8.5 (215.0)	1.8 (45.0)	0.2 (4.7)	PA66	Black	1000
T50MR9C2*		#10 (M5)	50.0 (225.0)	8.5 (215.0)	1.8 (45.0)	0.2 (4.7)	PA66	Natural	100
T120MR0K2*	T120MR	1/4" (M6)	120.0 (535.0)	15.6 (395.0)	4.0 (102.0)	0.3 (7.6)	PA66	Black	50
T120MR0UVK2		1/4" (M6)	120.0 (535.0)	15.6 (395.0)	4.0 (102.0)	0.3 (7.6)	PA66HIRHSUV	Black	50
T120MR9K2*		1/4" (M6)	120.0 (535.0)	15.6 (395.0)	4.0 (102.0)	0.3 (7.6)	PA66	Natural	50
T120MR9H4*		1/4" (M6)	120.0 (535.0)	15.6 (395.0)	4.0 (102.0)	0.3 (7.6)	PA66	Natural	500
T120MR0H4*		1/4" (M6)	120.0 (535.0)	15.6 (395.0)	4.0 (102.0)	0.3 (7.6)	PA66	Black	500

Dimensions are approximate and subject to technical changes. Use Part No. for ordering and Type for specification purposes.

Installation tools: EVO7, EVO7SP, EVO9, EVO9HT, MK7P, MK7HT, MK9P. *This product meets UL standards. Please see appendix for specific file numbers.



Please note! Not all products listed on this page may have this approval. Please check our website for latest approvals.

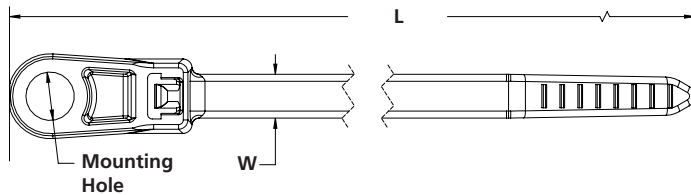
Screw Mount Cable Ties

Screw Mount Ties - Extra Strength

Screw Mount Cable Ties attach to existing holes using a screw or bolt to provide a fastening point to secure and route wire and cable bundles. Reinforced ribs between the screw mount and cable tie head provide additional strength for added bundle stability and security.

Features and Benefits

- Screw mount style creates low insertion and high extraction force.
- Unique design adds strength between the screw mount and cable tie head to keep bundles secure.



PART NO.	TYPE	Mounting Screw Type	Min. Tensile Strength lbs. (N)	Length (L) in. (mm)	Max. Bundle Diameter in. (mm)	Width in. (mm)	Material	Color	Pkg. Qty.
113-00060	T50MRX	1/4" (M6)	50.0 (225.0)	8.0 (211.0)	1.8 (45.0)	0.2 (4.7)	PA66HIRHSUV	Black	100
113-00061		1/4" (M6)	50.0 (255.0)	8.0 (211.0)	1.8 (45.0)	0.2 (4.7)	PA66HIRHSUV	Black	1000

Dimensions are approximate and subject to technical changes. Use Part No. for ordering and Type for specification purposes.
Installation tools: EVO7, EVO7SP, EVO9, EVO9HT, MK7P, MK7HT, MK9P.

Bundling and Securing

Self-Affixing Cable Ties

Edge Clip Cable Ties


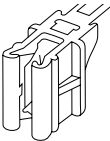
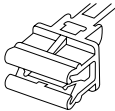
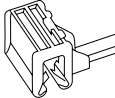
1-Piece Cable Tie with Edge Clip

HellermannTyton's Cable Tie with Edge Clip is designed to route bundles by securing them to the edge of a plastic or metal sheet without the need for a mounting hole. The clip is easy to secure, and the extraction force is high due to the integrated metal clamp that holds the edge clip in place. This fastener is molded as a one-piece clip and tie combination.

Features and Benefits

- An all-in-one bundling and fastening solution that saves time and reduces costs.
- Ideal for mounting in a way that requires no holes or drilling.



PART NO.	TYPE	Panel Thickness in. (mm)	Min. Tensile Strength lbs. (N)	Length (L) in. (mm)	Max. Bundle Diameter in. (mm)	Material	Color	Pkg. Qty.	Drawing
133-00059	T40XEC5SP-E	0.04 – 0.12 (1.0 – 3.0)	40.0 (178)	3.5 (85.0)	0.6 (15.0)	PA66HS	Black	500	
148-00200	T50SOSEC12E	0.04 – 0.12 (1.0 – 3.0)	40.0 (180)	6.0 (160.0)	1.40 (35.0)	PA66HS	Black	500	
126-00000	T50SOSEC13E	0.04 – 0.12 (1.0 – 3.0)	40.0 (180)	6.0 (160.0)	1.40 (35.0)	PA66HS	Black	500	
126-00036	T50SOSEC34E	0.04 – 0.12 (1.0 – 3.0)	40.0 (180)	6.0 (155.0)	1.40 (35.0)	PA66HS	Black	500	

Dimensions are approximate and subject to technical changes. Use Part No. for ordering and Type for specification purposes.
Installation tools: EVO7, EVO7SP, EVO9, EVO9HT, MK7P, MK7HT, MK9P.

Edge Clip Cable Ties

2-Piece Cable Tie with Edge Clip

HellermannTyton's Two Piece Edge Clip with Cable Tie Assemblies are designed specifically to route bundles by securing them to the edge of a plastic or metal sheet without the need for a mounting hole. The clip is easy to secure and the extraction force is high due to the integrated metal clamp that holds the edge clip in place.

Features and Benefits

- Edge Clip applies easily to plastic and metal sheets without the need for a mounting hole.
- Edge Clip provides low insertion force and high extraction force ideal for assembly environments.



PART NO.	TYPE	Panel Thickness in. (mm)	Min. Tensile Strength lbs. (N)	Length (L) in. (mm)	Max. Bundle Diameter in. (mm)	Material Cable Tie	Material Edge Clip	Color	Pkg. Qty.	Drawing
156-01601	CBT050R	0.04 – 0.12 (1.0 – 3.0)	50.0 (225)	8.0 (202)	1.9 (47.0)	PA66HS	PA66HIRHSUV	Black	500	
156-02230	T50REC4A	0.04 – 0.12 (1.0 – 3.0)	50.0 (225)	8.0 (202.0)	2.0 (50.0)	PA66HIRHSUV	PA66HIRHSUVR5	Black	100	
156-02231		0.04 – 0.12 (1.0 – 3.0)	50.0 (225)	8.0 (202.0)	2.0 (50.0)	PA66HIRHSUV	PA66HIRHSUVR5	Black	500	
156-00539		0.04 – 0.12 (1.0 – 3.0)	50.0 (225)	8.0 (202.0)	2.0 (50.0)	PA66HS	PA66HIRHSUV	Black	500	
156-00635		0.04 – 0.12 (1.0 – 3.0)	50.0 (225)	8.0 (202.0)	2.0 (50.0)	PA66UV	PA66HIRHSUV	Black	100	
156-00564		0.04 – 0.12 (1.0 – 3.0)	25.0 (110)	8.0 (202.0)	2.0 (50.0)	PP	PA66HIRHSUV	Black	500	
156-02228		0.04 – 0.12 (1.0 – 3.0)	50.0 (225)	8.0 (202.0)	2.0 (50.0)	PA66HIRHSUV	PA66HIRHSUVR5	Black	100	
156-02229	T50REC4B	0.04 – 0.12 (1.0 – 3.0)	50.0 (225)	8.0 (202.0)	2.0 (50.0)	PA66HIRHSUV	PA66HIRHSUVR5	Black	500	
156-00538		0.04 – 0.12 (1.0 – 3.0)	50.0 (225)	8.0 (202.0)	2.0 (50.0)	PA66HS	PA66HIRHSUV	Black	500	
156-00588		0.04 – 0.12 (1.0 – 3.0)	50.0 (225)	8.0 (202.0)	2.0 (50.0)	PA66UV	PA66HIRHSUV	Black	100	
156-00565		0.04 – 0.12 (1.0 – 3.0)	25.0 (110)	8.0 (202.0)	2.0 (50.0)	PP	PA66HIRHSUV	Black	500	
156-00565		0.04 – 0.12 (1.0 – 3.0)	25.0 (110)	8.0 (202.0)	2.0 (50.0)	PP	PA66HIRHSUV	Black	500	

Dimensions are approximate and subject to technical changes. Use Part No. for ordering and Type for specification purposes.
Installation tools: EVO7, EVO7SP, EVO9, EVO9HT, MK7P, MK7HT, MK9P.

Bundling and Securing

Self-Affixing Cable Ties

Edge Clip Cable Ties

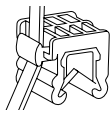
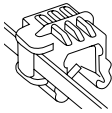
Cable Tie with Edge Clip

PART NO.	TYPE	Panel Thickness in. (mm)	Min. Tensile Strength lbs. (N)	Length (L) in. (mm)	Max. Bundle Diameter in. (mm)	Material Cable Tie	Material Edge Clip	Color	Pkg. Qty.	Drawing
156-02226	T50REC5A	0.04 – 0.12 (1.0 – 3.0)	50.0 (225)	8.0 (202.0)	2.0 (50.0)	PA66HIRHSUV	PA66HIRHSUVR5	Black	100	
156-02227		0.04 – 0.12 (1.0 – 3.0)	50.0 (225)	8.0 (202.0)	2.0 (50.0)	PA66HIRHSUV	PA66HIRHSUVR5	Black	500	
156-00541		0.04 – 0.12 (1.0 – 3.0)	50.0 (225)	8.0 (202.0)	2.0 (50.0)	PA66HS	PA66HIRHSUV	Black	500	
156-00589		0.04 – 0.12 (1.0 – 3.0)	50.0 (225)	8.0 (202.0)	2.0 (50.0)	PA66UV	PA66HIRHSUV	Black	100	
156-02224	T50REC5B	0.04 – 0.12 (1.0 – 3.0)	50.0 (225)	8.0 (202.0)	2.0 (50.0)	PA66HIRHSUV	PA66HIRHSUVR5	Black	100	
156-02225		0.04 – 0.12 (1.0 – 3.0)	50.0 (225)	8.0 (202.0)	2.0 (50.0)	PA66HIRHSUV	PA66HIRHSUVR5	Black	500	
156-00540		0.04 – 0.12 (1.0 – 3.0)	50.0 (225)	8.0 (202.0)	2.0 (50.0)	PA66HS	PA66HIRHSUV	Black	500	
156-00468		0.04 – 0.12 (1.0 – 3.0)	50.0 (225)	8.0 (202.0)	2.0 (50.0)	PA66UV	PA66HIRHSUV	Black	100	
156-00551	T50REC9SD	0.04 – 0.12 (1.0 – 3.0)	50.0 (225)	8.0 (202.0)	2.0 (50.0)	PA66HS	PA66HIRHSUV	Black	500	
156-00537	T50REC19	0.12 – 0.24 (3.0 – 6.0)	50.0 (225)	8.0 (202.0)	2.0 (50.0)	PA66HS	PA66HIRHSUV	Black	500	
156-00590		0.12 – 0.24 (3.0 – 6.0)	50.0 (225)	8.0 (202.0)	2.0 (50.0)	PA66UV	PA66HIRHSUV	Black	100	
156-00555	T50REC20	0.12 – 0.24 (3.0 – 6.0)	50.0 (225)	8.0 (202.0)	2.0 (50.0)	PA66HS	PA66HIRHSUV	Black	500	
156-00591		0.12 – 0.24 (3.0 – 6.0)	50.0 (225)	8.0 (202.0)	2.0 (50.0)	PA66UV	PA66HIRHSUV	Black	100	
156-00561		0.12 – 0.24 (3.0 – 6.0)	50.0 (225)	8.0 (202.0)	2.0 (50.0)	PP	PA66HIRHSUV	Black	500	
156-00553	T50REC21	0.04 – 0.12 (1.0 – 3.0)	50.0 (225)	8.0 (202.0)	2.0 (45.0)	PA66HS	PA66HIRHSUV	Black	500	
156-00554	T50REC22	0.04 – 0.12 (1.0 – 3.0)	50.0 (225)	8.0 (202.0)	2.0 (45.0)	PA66HS	PA66HIRHSUV	Black	500	

Dimensions are approximate and subject to technical changes. Use Part No. for ordering and Type for specification purposes.
Installation tools: EVO7, EVO7SP, EVO9, EVO9HT, MK7P, MK7HT, MK9P.

Edge Clip Cable Ties

Cable Tie with Edge Clip

PART NO.	TYPE	Panel Thickness in. (mm)	Min. Tensile Strength lbs. (N)	Length (L) in. (mm)	Max. Bundle Diameter in. (mm)	Material Cable Tie	Material Edge Clip	Color	Pkg. Qty.	Drawing
156-00556	T50REC23	0.12 – 0.24 (3.0 – 6.0)	50.0 (225)	8.0 (202.0)	2.0 (50.0)	PA66HS	PA66HIRHSUV	Black	500	
156-00592		0.12 – 0.24 (3.0 – 6.0)	50.0 (225)	8.0 (202.0)	2.0 (50.0)	PA66UV	PA66HIRHSUV	Black	100	
156-01162		0.12 – 0.24 (3.0 – 6.0)	50.0 (225)	8.0 (202.0)	2.0 (45.0)	PA66UV	PA66HIRHSUV	Black	500	
156-00567		0.12 – 0.24 (3.0 – 6.0)	50.0 (225)	8.0 (202.0)	2.0 (50.0)	PP	PA66HIRHSUV	Black	500	
156-00593	T50REC24	0.12 – 0.24 (3.0 – 6.0)	50.0 (225)	8.0 (202.0)	2.0 (50.0)	PA66UV	PA66HIRHSUV	Black	100	
156-00557		0.12 – 0.24 (3.0 – 6.0)	50.0 (225)	8.0 (202.0)	2.0 (50.0)	PA66UV	PA66HIRHSUV	Black	500	

Dimensions are approximate and subject to technical changes. Use Part No. for ordering and Type for specification purposes.
 Installation tools: EVO7, EVO7SP, EVO9, EVO9HT, MK7P, MK7HT, MK9P.

Bundling and Securing

Self-Affixing Cable Ties

Edge Clip Cable Ties

Outside Serrated Cable Tie with Edge Clip

HellermannTyton's Two Piece Edge Clip with Cable Tie Assemblies are designed specifically to route bundles by securing them to the edge of a plastic or metal sheet without the need for a mounting hole. The clip is easy to secure and the extraction force is high due to the integrated metal clamp that holds the edge clip in place.

Features and Benefits

- Edge Clip applies easily to plastic and metal sheets without the need for a mounting hole.
- Edge Clip provides low insertion force and high extraction force ideal for assembly environments.
- Two piece assembly allows the mount to slide along the strap ensuring proper orientation.
- Cable tie is outside serrated to reduce bundle chafing.



PART NO.	TYPE	Panel Thickness in. (mm)	Min. Tensile Strength lbs. (N)	Length (L) in. (mm)	Max. Bundle Diameter in. (mm)	Material Cable Tie	Material Edge Clip	Color	Pkg. Qty.	Drawing
156-01797	T30ROSEC0.5-2.5SP-SVA	0.01 – 0.10 (0.5 – 2.5)	30.0 (133.0)	5.7 (145.0)	1.4 (35.0)	PA66HS	PA66HIRHS	Black	500	
156-01546	T30ROSEC0.5-2.5SP-SVB	0.01 – 0.10 (0.5 – 2.5)	30.0 (135.0)	5.7 (145.0)	1.4 (35.0)	PA66HS	PA66HIRHS	Black	500	
156-00858	T50SOSEC4A	0.04 – 0.12 (1.0 – 3.0)	50.0 (225.0)	6.0 (150.0)	1.4 (35.0)	PA66HS	PA66HIRHS	Black	500	
156-00860	T50ROSEC4A	0.04 – 0.12 (1.0 – 3.0)	50.0 (225.0)	8.0 (202.0)	2.0 (50.0)	PA66HS	PA66HIRHS	Black	500	
156-00859	T50SOSEC4B	0.04 – 0.12 (1.0 – 3.0)	50.0 (225.0)	6.0 (150.0)	1.4 (35.0)	PA66HS	PA66HIRHS	Black	500	
156-00861	T50ROSEC4B	0.04 – 0.12 (1.0 – 3.0)	50.0 (225.0)	8.0 (202.0)	2.0 (50.0)	PA66HS	PA66HIRHS	Black	500	
156-00865	T50SOSEC5A	0.04 – 0.12 (1.0 – 3.0)	50.0 (225.0)	6.0 (150.0)	1.4 (35.0)	PA66HS	PA66HIRHS	Black	500	
156-00864	T50ROSEC5A	0.04 – 0.12 (1.0 – 3.0)	50.0 (225.0)	8.0 (202.0)	2.0 (50.0)	PA66HS	PA66HIRHS	Black	500	
156-00863	T50SOSEC5B	0.04 – 0.12 (1.0 – 3.0)	50.0 (225.0)	6.0 (150.0)	1.4 (35.0)	PA66HS	PA66HIRHS	Black	500	

Dimensions are approximate and subject to technical changes. Use Part No. for ordering and Type for specification purposes.
Installation tools: EVO7, EVO7SP, EVO9, EVO9HT, MK7P, MK7HT, MK9P.

Edge Clip Cable Ties

Outside Serrated Cable Tie with Edge Clip

PART NO.	TYPE	Panel Thickness in. (mm)	Min. Tensile Strength lbs. (N)	Length (L) in. (mm)	Max. Bundle Diameter in. (mm)	Material Cable Tie	Material Edge Clip	Color	Pkg. Qty.	Drawing
156-00862	T50ROSEC5B	0.04 – 0.12 (1.0 – 3.0)	50.0 (225.0)	8.0 (202.0)	2.0 (50.0)	PA66HS	PA66HIRHS	Black	500	
156-00866	T50SOSEC9SD	0.04 – 0.12 (1.0 – 3.0)	50.0 (225.0)	6.0 (150.0)	1.4 (31.0)	PA66HS	PA66HIRHS	Black	500	
156-00867	T50ROSEC9	0.04 – 0.12 (1.0 – 3.0)	50.0 (225.0)	8.0 (200.0)	2.0 (45.0)	PA66HS	PA66HIRHS	Black	500	
156-00870	T50SOSEC10	0.04 – 0.12 (1.0 – 3.0)	50.0 (225.0)	6.0 (150.0)	1.4 (31.0)	PA66HS	PA66HIRHS	Black	500	
156-00871	T50ROSEC10	0.04 – 0.12 (1.0 – 3.0)	50.0 (225.0)	8.0 (200.0)	2.0 (45.0)	PA66HS	PA66HIRHS	Black	500	
156-04601	T50SOSEC19	0.12 – 0.24 (3.0 – 6.0)	50.0 (225.0)	6.0 (150.0)	1.4 (35.0)	PA66HS	PA66HIRHS	Black	500	
156-00872	T50ROSEC19	0.12 – 0.24 (3.0 – 6.0)	50.0 (225.0)	8.0 (200.0)	2.0 (45.0)	PA66HS	PA66HIRHS	Black	500	
156-00016	T50SOSEC20	0.12 – 0.24 (3.0 – 6.0)	50.0 (225.0)	6.0 (150.0)	1.4 (35.0)	PA66HS	PA66HIRHS	Black	500	
156-00873	T50ROSEC20	0.12 – 0.24 (3.0 – 6.0)	50.0 (225.0)	8.0 (200.0)	2.0 (45.0)	PA66HS	PA66HIRHS	Black	500	
156-00017	T50SOSEC21	0.04 – 0.12 (1.0 – 3.0)	50.0 (225.0)	6.0 (150.0)	1.4 (35.0)	PA66HS	PA66HIRHS	Black	500	
156-00874	T50ROSEC21	0.04 – 0.12 (1.0 – 3.0)	50.0 (225.0)	8.0 (200.0)	2.0 (45.0)	PA66HS	PA66HIRHS	Black	500	
156-00875	T50SOSEC22	0.04 – 0.12 (1.0 – 3.0)	50.0 (225.0)	6.0 (150.0)	1.4 (35.0)	PA66HS	PA66HIRHS	Black	500	
156-00876	T50ROSEC22	0.04 – 0.12 (1.0 – 3.0)	50.0 (225.0)	8.0 (200.0)	2.0 (45.0)	PA66HS	PA66HIRHS	Black	500	
156-00877	T50ROSEC23	0.12 – 0.24 (3.0 – 6.0)	50.0 (225.0)	8.0 (200.0)	2.0 (45.0)	PA66HS	PA66HIRHS	Black	500	
156-00878	T50ROSEC24	0.12 – 0.24 (3.0 – 6.0)	50.0 (225.0)	8.0 (200.0)	2.0 (45.0)	PA66HS	PA66HIRHS	Black	500	

Dimensions are approximate and subject to technical changes. Use Part No. for ordering and Type for specification purposes.
Installation tools: EVO7, EVO7SP, EVO9, EVO9HT, MK7P, MK7HT, MK9P.

Bundling and Securing

Self-Affixing Cable Ties

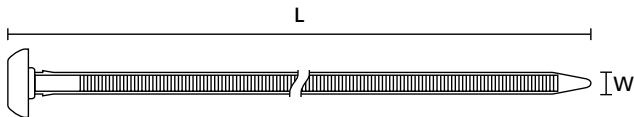
Button Head Cable Ties

Button Head Ties

HellermannTyton's Button Head Tie is a two-piece tie designed for parallel entry and exit through the head. The strap is inserted through a panel hole, the bundle is put in position beneath the hole, and the strap is looped and reinserted up through the panel hole and the tie head. Since the strap is serrated on both sides, the installer can loop it either way.

Features and Benefits

- Excellent bundle fastening method for through-the-hole applications.
- Ribs add stability on the bottom of the head.
- Serrations and wedge shape combine to provide optimal strength when strap serrations are seated in the head.
- Low-profile head is unobtrusive.



PART NO.	TYPE	Max. Bundle Diameter in. (mm)	Min. Tensile Strength lbs. (N)	Length (L) in. (mm)	Width (W) in. (mm)	Material	Color	Pkg. Qty.
132-00033	BT105R	2.6 (66.7)	105.0 (467.0)	9.6 (244.4)	0.2 (5.6)	PA66HIRHSUV	Black	2000
132-00035	BT130RDP	2.9 (73.0)	130.0 (578.0)	10.5 (267.0)	0.3 (7.6)	PA66HIRHSUV	Black	2000
132-00032	BT105L	4.3 (110.0)	105.0 (467.0)	15.0 (381.5)	0.2 (5.6)	PA66HIRHSUV	Black	2000
132-00034	BT130LDP	4.3 (110.0)	130.0 (578.0)	15.0 (381.5)	0.3 (7.6)	PA66HIRHSUV	Black	2000

Dimensions are approximate and subject to technical changes. Use Part No. for ordering and Type for specification purposes.
Installation tools: EVO9, EVO9HT, MK9P.

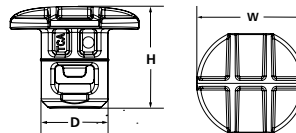
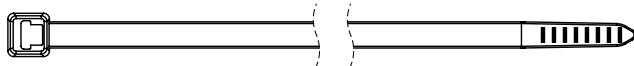
Button Head Cable Ties

Button Mount with Cable Tie

This Button Mount with Cable Tie is used to secure cables and wire bundles on solar modules. The mount conveniently fits existing holes in most solar modules with zero insertion force. Made from impact-modified, heat-resistant, UV stabilized Polyamide 6.6 material, it is specifically formulated for extreme environments. The mount is designed to withstand movement, particularly on single-axis tracker systems, for years of dependable performance.

Features and Benefits

- Capable of holding several cables, depending on cable tie size, for ultimate flexibility.
- Withstands tracker movement to prevent chafing of wires.
- Zero-insertion-force design requires no tools for quick and easy mounting to most solar modules.
- High impact modified, heat-resistant, UV stabilized material is ideal for long-term performance in extreme weather.



PART NO.	TYPE	Cable Tie Series	Mounting Hole Dia. (D) in. (mm)	Max. Panel Thickness in. (mm)	Max. Bundle Diameter in. (mm)	Width (W) in. (mm)	Height (H) in. (mm)	Material	Color	Pkg. Qty.
156-02512	T50RPBM9SET	T50R	0.35 x 0.47, 0.35 x 0.55 (9.0 x 12.0), (9.0 x 14.0)	0.12 (3.0)	2.0 (50.0)	0.7 (17.0)	0.5 (13.4)	PA66HIRHSUV	Black	500
156-02513		T50R	0.35 x 0.47, 0.35 x 0.55 (9.0 x 12.0), (9.0 x 14.0)	0.12 (3.0)	2.0 (50.0)	0.7 (17.0)	0.5 (13.4)	PA66HIRHSUV	Black	1000

Dimensions are approximate and subject to technical changes. Use Part No. for ordering and Type for specification purposes.
Installation tools: EVO9, EVO9HT, MK9P.

Bundling and Securing

Self-Affixing Cable Ties

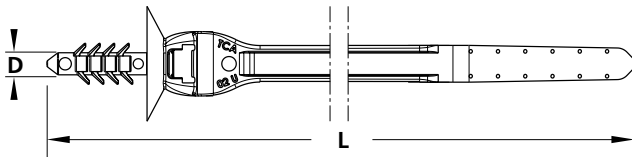
Blind Hole Mount Cable Ties

Blind Hole Mount Cable Ties for Threaded Holes

HellermannTyton Blind Hole Mount Cable Tie for Threaded Holes offers an easy-to-use method for bundling and affixing cables. The one-piece mount offers a low insertion force and aggressively resists pull off, for secure attachment to panels with thicknesses from 0.02" to 0.28" or threaded blind holes. The disc on top of the mount covers the hole and minimizes ingress of water and debris.

Features and Benefits

- One-piece design allows installers to mount and bundle wire or cables single-handedly.
- Fastener delivers high extraction force for reliable performance, yet it's easy to install.
- Can be unscrewed or extracted from threaded holes for easy removal.



PART NO.	TYPE	Diameter (D) in. (mm)	Panel Thickness in. (mm)	Min. Bundle Diameter in. (mm)	Max. Bundle Diameter in. (mm)	Length (L) in. (mm)	Min. Tensile Strength lbs. (N)	Material	Color	Pkg. Qty.
157-00144	T50ROSFTQM6	0.3 (6.0)	0.02 – 0.28 (0.6 – 7.0)	0.1 (1.6)	2.0 (50.0)	8.0 (203.6)	50.0 (222.0)	PA46	Brown	500
157-00163		0.3 (6.0)	0.02 – 0.28 (0.6 – 7.0)	0.1 (1.6)	2.0 (50.0)	8.0 (203.6)	50.0 (222.0)	PA66HIRHS	Gray	500
157-00112		0.3 (6.0)	0.02 – 0.28 (0.6 – 7.0)	0.1 (1.6)	2.0 (50.0)	8.0 (203.6)	50.0 (222.0)	PA66HIRHSUV	Black	500

Dimensions are approximate and subject to technical changes. Use Part No. for ordering and Type for specification purposes.
Installation tools: EVO9, MK9HT, MK9P.

Blind Hole Mount Cable Ties

2-Piece Cable Tie and Blind Hole Mount Assemblies

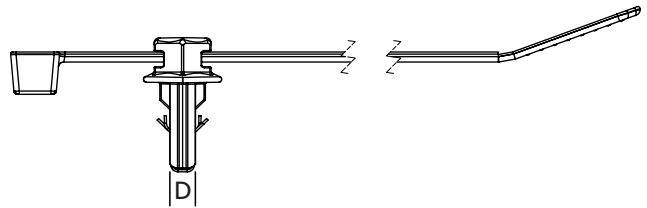
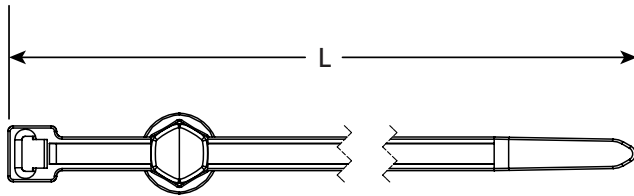
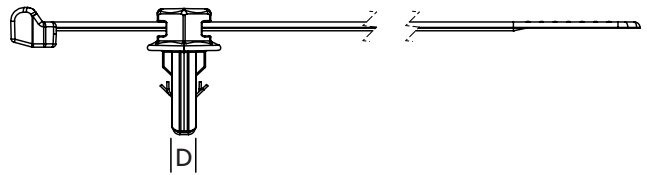
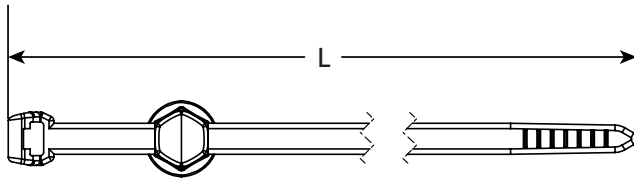
HellermannTyton Blind Hole Mount Cable Ties for threaded and nonthreaded holes offer an easy-to-use method for bundling and affixing cables. The two-piece design includes a heat stabilized cable tie and formula-matched, 1/4" mount that features a low insertion force and aggressively resists pull off. Performs equally well in threaded or nonthreaded blind holes. Mount can slide along cable tie to adjust orientation if needed. Fastener can be removed from hole using a hex driver. This ensures fastener can be reused.

Features and Benefits

- Delivers high extraction force for reliable performance, yet it's easy to install.
- Reusable fastener can be removed from threaded or nonthreaded holes using a 5/16" hex driver.
- Heat stabilized material provides excellent resistance to high temperatures.



Outside Serrated



Inside Serrated

PART NO.	TYPE	Diameter (D) in. (mm)	Min. Bundle Diameter in. (mm)	Max. Bundle Diameter in. (mm)	Length (L) in. (mm)	Min. Tensile Strength lbs. (N)	Material Cable Tie	Color	Pkg. Qty.
156-01807	T50SOSBHMB	0.3 (6.0)	0.1 (2.5)	1.4 (35.0)	6.0 (150.0)	50.0 (225.0)	PA66HS	Black	500
156-01726	T50RBHMB	0.3 (6.0)	0.1 (2.5)	2.0 (50.0)	8.0 (200.0)	50.0 (225.0)	PA66HS	Black	500
156-01796	T50ROSBHMB	0.3 (6.0)	0.1 (2.5)	2.0 (50.0)	8.0 (200.0)	50.0 (225.0)	PA66HS	Black	500

Dimensions are approximate and subject to technical changes. Use Part No. for ordering and Type for specification purposes.
Installation tools: EVO9, MK9HT, MK9P.

Bundling and Securing

Self-Affixing Cable Ties

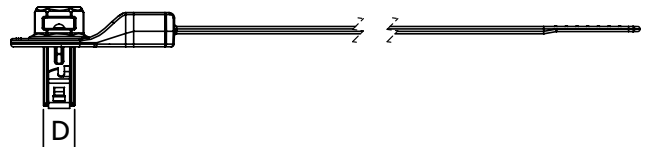
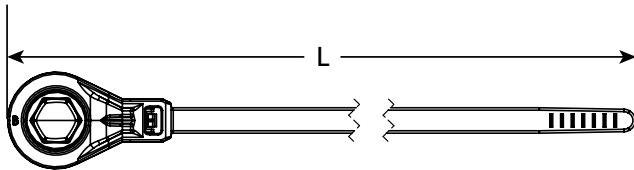
Blind Hole Mount Cable Ties

Offset Cable Tie and Blind Hole Mount Assembly

Blind Hole Mount Offset Cable Ties secure bundles beside the mounting hole instead of directly above it. The unique design includes a heat stabilized cable tie and formula-matched, hex-head fastener that features a low insertion force and aggressively resists pull off. Performs equally well in threaded or non-threaded blind holes. Since cable or wire bundle is beside the fastener, the assembly can be removed using a hex driver from the mounting hole without cutting the cable tie. The fastener can then be reused.

Features and Benefits

- Offset mount allows wire or cable to be attached beside mounting hole instead of directly above it.
- Reusable fastener can be extracted from threaded or nonthreaded holes using a 5/16" hex driver.
- Delivers high extraction force for reliable performance, yet it's easy to install.
- Heat stabilized material provides excellent resistance to high temperatures.



PART NO.	TYPE	Offset Length in. (mm)	Diameter (D) in. (mm)	Min. Bundle Diameter in. (mm)	Max. Bundle Diameter in. (mm)	Length (L) in. (mm)	Min. Tensile Strength lbs. (N)	Material	Color	Pkg. Qty.
157-00329	T50ROS BH MBSO18	0.7 (18.0)	0.3 (6.0)	0.1 (2.0)	2.0 (50.0)	8.0 (200.0)	50.0 (225.0)	PA66HS	Black	500

Dimensions are approximate and subject to technical changes. Use Part No. for ordering and Type for specification purposes.
Installation tools: EVO9, MK9HT, MK9P.

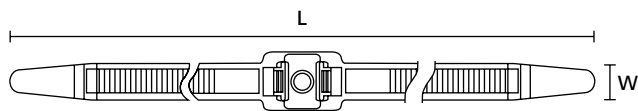
Dual Clamp Ties

Dual Clamp Ties

HellermannTyton's Dual-Clamp Ties are designed to provide parallel separation between hoses, wires, cables, and tubing to protect them from abrasion. These ties have an optional mounting hole for securing bundles along the chassis of trucks, trailers, and heavy duty equipment. The unique one-piece design features the dual head centered on the strap.

Features and Benefits

- Provides dual separation between bundles to prevent abrasion.
- High tensile strength delivers reliable performance for heavy duty applications.
- Wide strap is designed to minimize pinching of soft hoses and convoluted tubing.



PART NO.	TYPE	Stud Dia. in. (mm)	Min. Tensile Strength lbs. (N)	Length (L) in. (mm)	Max. Bundle Diameter in. (mm)	Width (W) in. (mm)	Material	Color	Pkg. Qty.
DCT90HIRK2	DCT9	1/4 (M6)	150.0 (667.0)	13.0 (330.2)	1.3 (33.0)	0.5 (12.7)	PA66HIRHSUV	Black	50
DCT90HIRH1		1/4 (M6)	150.0 (667.0)	13.0 (330.2)	1.3 (33.0)	0.5 (12.7)	PA66HIRHSUV	Black	50
DCT90HIRC2		1/4 (M6)	150.0 (667.0)	13.0 (331.0)	1.3 (33.0)	0.5 (12.7)	PA66HIRHS	Black	100
DCT110HIRK2	DCT11	1/4 (M6)	150.0 (667.0)	19.2 (487.7)	2.3 (58.0)	0.5 (12.7)	PA66HIRHSUV	Black	50
DCT110HIRH1		1/4 (M6)	150.0 (667.0)	19.2 (487.7)	2.3 (58.0)	0.5 (12.7)	PA66HIRHSUV	Black	500
DCT110HIRC2		1/4 (M6)	150.0 (667.0)	19.2 (487.7)	2.3 (58.0)	0.5 (12.7)	PA66HIRHSUV	Black	100

Dimensions are approximate and subject to technical changes. Use Part No. for ordering and Type for specification purposes.
Installation tools: EVO9, EVO9HT, MK9P.

Bundling and Securing

Bundle Separators

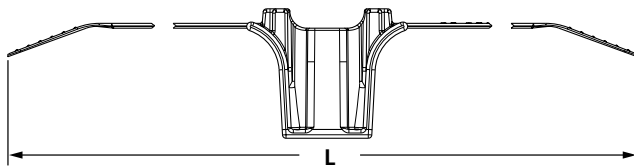
Dual Clamp Ties

Stand Off Mounting Dual Clamp Tie

HellermannTyton's Stand Off Dual Clamp Ties offer the same features as the standard dual clamp tie, with a standoff mount that secures the bundle away from the surface. This protects the bundles from bolts and other protrusions.

Features and Benefits

- Wide strap minimizes pinching of soft hoses and convoluted tubing.
- Locking stud mount pawls allow for easy hand insertion.
- Nut or weld nesting counterbore provides flush mounting at the base.



PART NO.	TYPE	Stud Dia. in. (mm)	Min. Tensile Strength lbs. (N)	Length (L) in. (mm)	Max. Bundle Diameter in. (mm)	Width in. (mm)	Material	Color	Pkg. Qty.
117-00012	SDCTR312	5/16 (M8)	100.0 (445.0)	20.1 (510.5)	2.3 (58.4)	0.5 (12.7)	PA66HIRHSUV	Black	250
157-00060	SDCTL	5/16 (M8)	100.0 (445.0)	26.1 (663.0)	3.4 (86.4)	0.5 (12.7)	PA66HIRHSUV	Black	250

Dimensions are approximate and subject to technical changes. Use Part No. for ordering and Type for specification purposes.
Installation tools: EVO9, EVO9HT, MK9P.

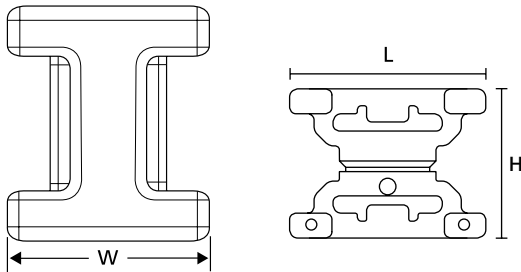
Dual Swivel Saddle Spacers

DSWS4 Series

These saddle spacers are installed between two bundles (such as wires, cables, hoses, tubing, conduit, etc.) to separate and prevent chafing and wear. The mounts can be easily rotated by hand, allowing the bundles to be crossed and rotated at any angle. Cable ties, which secure the bundles, are used with the mounts. The dual swivel saddle spacers accommodate cable ties up to 1/2" wide.

Features and Benefits

- H-profile of the saddles allows for broad surface contact with the bundle, which minimizes pinching and crushing of the bundle.
- Swivels in 360-degree motion to accommodate any area.
- Accommodates T50–T250 ties to handle both light-duty and heavy-duty applications.



PART NO.	TYPE	Cable Tie Series	Min. Bundle Diameter in. (mm)	Max. Bundle Diameter in. (mm)	Min. Extraction Force lbs. (N)	Length (L) in. (mm)	Width (W) in. (mm)	Height (H) in. (mm)	Material	Color	Pkg. Qty.
151-00644	DSWS4	T50 - T250	0.3 (6.0)	3.0 (76.0)	100.0 (445.0)	0.9 (23.6)	0.8 (20.3)	0.7 (18.0)	PA66HS, POM	Black	50
151-06500		T50 - T250	0.3 (6.0)	3.0 (76.0)	100.0 (445.0)	0.9 (23.6)	0.8 (20.3)	0.7 (18.0)	PA66HS, POM	Black	2200

Dimensions are approximate and subject to technical changes. Use Part No. for ordering and Type for specification purposes.

Bundling and Securing

Bundle Separators

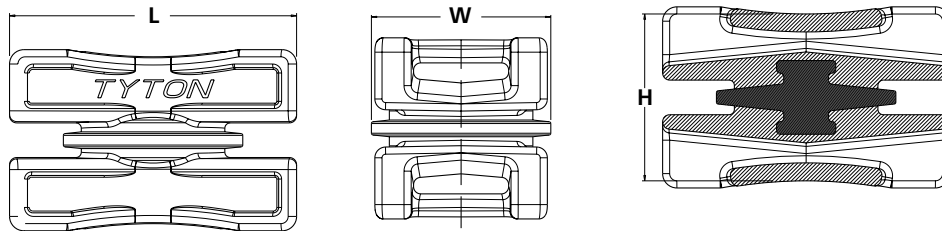
Dual Swivel Saddle Spacers

DSWS5 Series

These saddle spacers are installed between two bundles (such as wires, cables, hoses, tubing, conduit, etc.) to separate and prevent chafing and wear. The mounts can be easily rotated by hand, allowing the bundles to be crossed and rotated at any angle. Cable ties, which secure the bundles, are used with the mounts. The dual swivel saddle spacers accommodate cable ties up to 1/2" wide.

Features and Benefits

- H-profile of the saddles allows for broad surface contact with the bundle, which minimizes pinching and crushing of the bundle.
- Swivels in 360-degree motion to accommodate any area.
- Accommodates T50–T250 ties to handle both light-duty and heavy-duty applications.



PART NO.	TYPE	Cable Tie Series	Min. Bundle Diameter in. (mm)	Max. Bundle Diameter in. (mm)	Min. Extraction Force lbs. (N)	Length (L) in. (mm)	Width (W) in. (mm)	Height (H) in. (mm)	Material	Color	Pkg. Qty.
DSWS50HSH1	DSWS5	T50 - T250	0.7 (16.0)	6.0 (152.0)	250.0 (1,112.0)	1.6 (40.6)	1.0 (25.4)	0.9 (23.6)	PA66HS, POM	Black	500
DSWS50HSHK2		T50 - T250	0.7 (16.0)	6.0 (152.0)	250.0 (1,112.0)	1.6 (40.6)	1.0 (25.4)	0.9 (23.6)	PA66HS, POM	Black	50

Dimensions are approximate and subject to technical changes. Use Part No. for ordering and Type for specification purposes.

Bundle Separation Clamps







HC Clamp Bundle Separators

HC Clamps separate multiple bundles and secure them to brackets or frame rails. Each mount has two pawls for easy pre-installation on a threaded fastener prior to securing with a mechanical fastener. HC Clamps have ribs, making them ideal for convoluted tubing.

Features and Benefits

- Separates and secures bundles avoiding abrasion.
- Comes in a variety of sizes and colors to be easily identified.



PART NO.	TYPE	Bundle Diameter Max. 1st Hole in. (mm)	Bundle Diameter Max. 2nd Hole in. (mm)	Bundle Diameter Max. 3rd Hole in. (mm)	Length (L) in. (mm)	Width (W) in. (mm)	Height (H) in. (mm)	Material	Color	Pkg. Qty.	
133-00993	HC2A	1.0 (24.4)	1.0 (24.4)	-	2.7 (67.8)	1.1 (27.9)	1.38 (34.94)	PA66HIRHSGF	Black	500	
133-00994	HC2B	0.7 (17.4)	0.7 (17.4)	-	2.7 (67.8)	1.1 (27.9)	1.38 (34.94)	PA66HIRHSGF	Green	500	
133-00995	HC2C	0.7 (17.4)	1.0 (24.4)	-	2.7 (67.8)	1.1 (27.9)	1.38 (34.94)	PA66HIRHSGF	Blue	500	
133-00996	HC2D	0.7 (16.5)	1.0 (24.4)	-	2.7 (67.8)	1.1 (27.9)	1.38 (34.94)	PA66HIRHSGF	Natural	500	
133-00997	HC2E	0.5 (13.0)	0.5 (13.0)	-	2.7 (67.8)	1.1 (27.9)	1.38 (34.94)	PA66HIRHSGF	Red	500	
133-00998	HC3A	1.0 (24.4)	1.0 (24.4)	1.0 (24.4)	4.2 (107.9)	1.1 (27.9)	1.38 (34.94)	PA66HIRHSGF	Black	500	

Dimensions are approximate and subject to technical changes. Use Part No. for ordering and Type for specification purposes.

Bundling and Securing

Bundle Separators

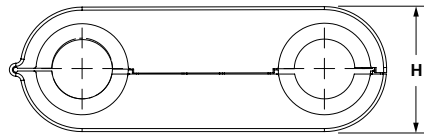
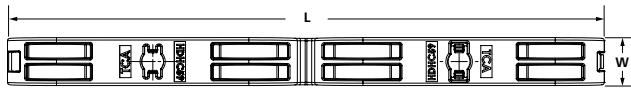
Bundle Separation Clamps

Heavy Duty Hinge Clamps

These clamps separate multiple bundles and secure them to any surface with a 6.8 mm stud or bolt. The one-piece hinged design snaps together to keep bundles such as tubing or battery cables separated. The mounting hole features two pawls for easy preinstallation on a threaded fastener prior to securing with a mechanical fastener.

Features and Benefits

- High-heat material can be used near engines and other sources of heat.
- Hinged design keeps two halves together and simplifies assembly.
- Secures with a single bolt or stud, providing quick installation.



PART NO.	TYPE	Max. Bundle Diameter in. (mm)	Mounting Hole Dia. in. (mm)	Length (L) in. (mm)	Width (W) in. (mm)	Height (H) in. (mm)	Material	Color	Pkg. Qty.
151-01231	HDHC59	0.6 (15.0)	0.3 (6.8)	7.3 (186.0)	0.6 (14.5)	1.22 (30.9)	PA46	Black	250

Dimensions are approximate and subject to technical changes. Use Part No. for ordering and Type for specification purposes.

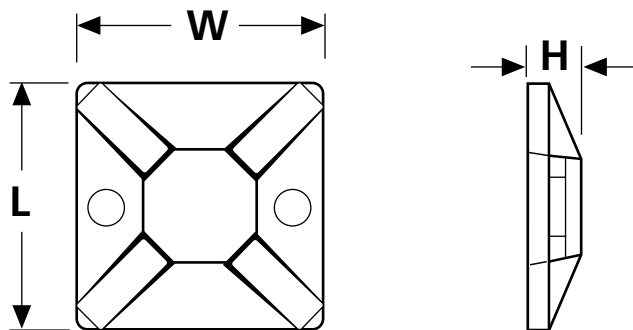
Adhesive Mounting Bases

Cable Tie Mounting Bases - Rubber Adhesive

HellermannTyton Adhesive Cable Tie Mounting Bases are used with T18 through T150 Series cable ties to provide stability when securing bundles. The mounts are installed using the adhesive backing and/or by securing two or four screws. The 4-way opening allows the cable ties to be inserted parallel or perpendicular to the wire bundles. Rubber-based adhesive allows for a permanent bond to most surfaces.

Features and Benefits

- Durable adhesive achieves high pull-off force and is unaffected by vibration.
- 4-way opening allows cable ties to be installed parallel or perpendicular to bundles.
- Pre-drilled holes extend mounting options and security.
- Extended adhesive liner is easy to remove quickly.



PART NO.	TYPE	Cable Tie Series	Length (L) in. (mm)	Width (W) in. (mm)	Height (H) in. (mm)	Material	Color	Pkg. Qty.
MB2.5A0C2	MB2.5A	T18	0.6 (15.9)	0.6 (15.9)	0.2 (4.1)	PA66	Black	100
MB2.5A10C2		T18	0.6 (15.9)	0.6 (15.9)	0.2 (4.1)	PA66	White	100
MB2.5A0M4		T18	0.6 (15.9)	0.6 (15.9)	0.2 (4.1)	PA66	Black	1000
MB2.5A10M4		T18	0.6 (15.9)	0.6 (15.9)	0.2 (4.1)	PA66	White	1000
MB3A0C2	MB3A	T18 - T30	0.8 (19.0)	0.8 (19.0)	0.2 (4.6)	PA66	Black	100
MB3A10C2		T18 - T30	0.8 (19.0)	0.8 (19.0)	0.2 (4.6)	PA66	White	100
MB3A0M4		T18 - T30	0.8 (19.0)	0.8 (19.0)	0.2 (4.6)	PA66	Black	1000
MB3A10M4		T18 - T30	0.8 (19.0)	0.8 (19.0)	0.2 (4.6)	PA66	White	1000
MB4A0C2	MB4A	T18 - T50	1.1 (28.5)	1.1 (28.5)	0.2 (5.6)	PA66	Black	100
MB4A10C2		T18 - T50	1.1 (28.5)	1.1 (28.5)	0.2 (5.6)	PA66	White	100
MB4A0H4		T18 - T50	1.1 (28.5)	1.1 (28.5)	0.2 (5.6)	PA66	Black	500
MB4A10H4		T18 - T50	1.1 (28.5)	1.1 (28.5)	0.2 (5.6)	PA66	White	500

Dimensions are approximate and subject to technical changes. Use Part No. for ordering and Type for specification purposes.

*This product meets UL standards. Please see appendix for specific file numbers.

Bundling and Securing

Cable Tie Mounts

Adhesive Mounting Bases

Cable Tie Mounting Bases - Rubber Adhesive

PART NO.	TYPE	Cable Tie Series	Length (L) in. (mm)	Width (W) in. (mm)	Height (H) in. (mm)	Material	Color	Pkg. Qty.
MB4SHA0C2	MB4SHA	T18 - T50	1.1 (28.3)	1.1 (28.3)	0.2 (5.8)	PA66	Black	100
MB4SHA0H4		T18 - T50	1.1 (28.3)	1.1 (28.3)	0.2 (5.8)	PA66	Black	500
MB4SHA10H4		T18 - T50	1.1 (28.3)	1.1 (28.3)	0.2 (5.8)	PA66	White	500
MB4SHA10C2		T18 - T50	1.1 (28.3)	1.1 (28.3)	0.2 (5.8)	PA66	White	100
MB5A0C2	MB5A	T18 - T150	1.5 (37.7)	1.5 (37.7)	0.3 (7.1)	PA66	Black	100
MB5A10C2		T18 - T150	1.5 (37.7)	1.5 (37.7)	0.3 (7.1)	PA66	White	100
MB5A0F4		T18 - T150	1.5 (37.7)	1.5 (37.7)	0.3 (7.1)	PA66	Black	250
MB5A10F4		T18 - T150	1.5 (37.7)	1.5 (37.7)	0.3 (7.1)	PA66	White	250

Dimensions are approximate and subject to technical changes. Use Part No. for ordering and Type for specification purposes.

*This product meets UL standards. Please see appendix for specific file numbers.

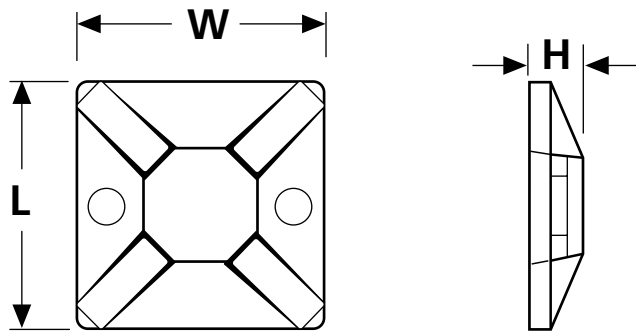
Adhesive Mounting Bases

Cable Tie Mounting Bases - Acrylic Adhesive

HellermannTyton Adhesive Cable Tie Mounting Bases are used with T18 through T150 Series cable ties to provide stability when securing bundles. The mounts are installed using the adhesive backing and/or by securing two or four screws. The 4-way opening allows the cable ties to be inserted parallel or perpendicular to the wire bundles. Acrylic-based adhesive allows for a permanent bond to a wide range of wood, metal and plastic surfaces.

Features and Benefits

- Acrylic adhesive offers excellent chemical, water and salt resistance and is unaffected by vibration.
- 4-way opening allows cable ties to be installed parallel or perpendicular to bundles.
- Predrilled holes extend mounting options and security.
- Extended adhesive liner is easy to remove quickly.



PART NO.	TYPE	Cable Tie Series	Length (L) in. (mm)	Width (W) in. (mm)	Height (H) in. (mm)	Material	Color	Pkg. Qty.
MB3A0A2H4	MB3A	T18 - T30	0.8 (19.0)	0.8 (19.0)	0.2 (4.8)	PA66	Black	500
MB3A10A2H4		T18 - T30	0.8 (19.0)	0.8 (19.0)	0.2 (4.8)	PA66	White	500
MB3A10A2C2		T18 - T30	0.8 (19.0)	0.8 (19.0)	0.2 (4.8)	PA66	White	100
MB4A0A2H4	MB4A	T18 - T50	1.1 (28.5)	1.1 (28.5)	0.2 (5.8)	PA66	Black	500
MB4A10A2C2		T18 - T50	1.1 (28.5)	1.1 (28.5)	0.2 (5.8)	PA66	White	100
MB4A10A2H4		T18 - T50	1.1 (28.5)	1.1 (28.5)	0.2 (5.8)	PA66	White	500
151-00810		T18 - T50	1.1 (28.5)	1.1 (28.5)	0.2 (5.8)	PA66UV	Black	100
151-00646		T18 - T50	1.1 (28.5)	1.1 (28.5)	0.2 (5.8)	PA66UV	Black	500
MB5A0A2F4		MB5A	T18 - T150	1.5 (37.7)	1.5 (37.7)	0.3 (7.1)	PA66	Black
MB5A10A2F4	T18 - T150		1.5 (37.7)	1.5 (37.7)	0.3 (7.1)	PA66	White	250

Dimensions are approximate and subject to technical changes. Use Part No. for ordering and Type for specification purposes.

*This product meets UL standards. Please see appendix for specific file numbers.

Bundling and Securing

Cable Tie Mounts

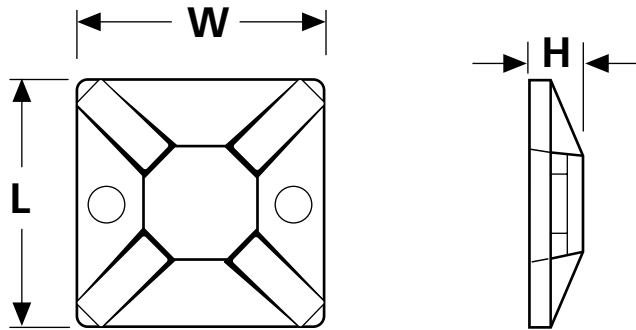
Adhesive Mounting Bases

Cable Tie Mounting Bases - Acrylic Foam Adhesive

Adhesive Fastened Mounting Bases are used with 18 through 150 lb. cable ties to provide stability when securing bundles. The mounts are installed using the adhesive backing and/or by securing two or four screws. The four-way opening allows the cable ties to be inserted parallel or perpendicular to the wire bundles.

Features and Benefits

- Screwable or self-adhesive versions.
- Simple to install with a screw or bolt.
- Excellent security, particularly in areas of high vibration.
- Maximum surface area with adhesive to achieve high pull-off force.
- 4-way entry for cable tie for quicker and more flexible installation.



PART NO.	TYPE	Cable Tie Series	Length (L) in. (mm)	Width (W) in. (mm)	Height (H) in. (mm)	Material	Color	Pkg. Qty.
151-01630	MB3A	T18 - T30	0.8 (19.0)	0.8 (19.0)	0.2 (4.8)	PA66HIRHSUV	Black	500
151-01629		T18 - T30	0.8 (19.0)	0.8 (19.0)	0.2 (4.8)	PA66HIRHSUV	Black	100
151-01632	MB4A	T18 - T50	1.1 (28.5)	1.1 (28.5)	0.2 (5.6)	PA66HIRHSUV	Black	500
151-01631		T18 - T50	1.1 (28.5)	1.1 (28.5)	0.2 (5.6)	PA66HIRHSUV	Black	100
151-01634	MB5A	T18 - T150	1.5 (37.7)	1.5 (37.7)	0.3 (7.1)	PA66HIRHSUV	Black	250
151-01633		T18 - T150	1.5 (37.7)	1.5 (37.7)	0.3 (7.1)	PA66HIRHSUV	Black	100

Dimensions are approximate and subject to technical changes. Use Part No. for ordering and Type for specification purposes.

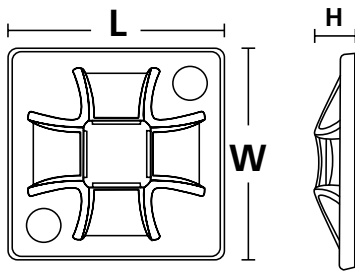
Adhesive Mounting Bases

Q-Series Self-Adhesive Screwable Mounting Bases

Q-Mounts are designed to work exclusively with the Q-Tie cable tie series. This mounting component is available with adhesive and can alternatively be secured with screws. The Q-Mount allows either a 2- or 4-way entry for the Q-Tie, providing a quick and simple insertion into the mount. Once in place, the Q-Tie will not slip out, even in vertical mounting applications.

Features and Benefits

- 2- or 4-way entry options for the Q-Tie, offering flexibility and stability
- Designed for use with 18- through 50-pound cable ties to provide stability when securing bundles.
- Secures with adhesive or two screws, providing versatile installation options.



PART NO.	TYPE	Length (L) in. (mm)	Width (W) in. (mm)	Height (H) in. (mm)	Material	Color	Pkg. Qty.
151-10914	QM20A	0.8 (20.0)	0.8 (20.0)	0.2 (3.7)	PA66	Black	100
151-10904		0.8 (20.0)	0.8 (20.0)	0.2 (3.7)	PA66	Natural	100
151-10915	QM30A	1.2 (30.0)	1.2 (30.0)	0.2 (4.5)	PA66	Black	100
151-10905		1.2 (30.0)	1.2 (30.0)	0.2 (4.5)	PA66	Natural	100
151-10916	QM40A	1.6 (40.0)	1.6 (40.0)	0.3 (5.5)	PA66	Black	50
151-10906		1.6 (40.0)	1.6 (40.0)	0.3 (5.5)	PA66	Natural	50

Dimensions are approximate and subject to technical changes. Use Part No. for ordering and Type for specification purposes.

Bundling and Securing

Cable Tie Mounts

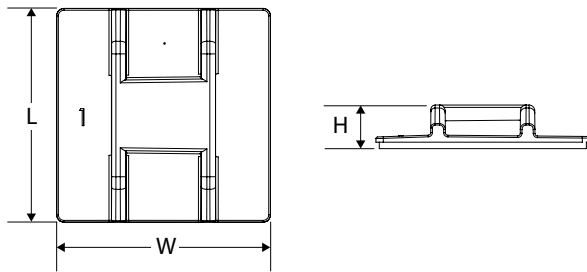
Adhesive Mounting Bases

Wide Strap Adhesive Mounting Base

HellermannTyton's Wide Strap Adhesive Mount pairs with our exclusive line of Wide Strap Cable Ties and is ideal for extreme-duty applications. The mount features 3M™ VHB™ (Very High Bond) adhesive, which actually builds strength over time and holds securely to difficult materials such as aluminum, steel, plastics and painted and powder-coated surfaces.

Features and Benefits

- Wide slot extends the versatility of our Wide Strap Cable Ties.
- Extremely durable adhesive achieves high pull-off force and is unaffected by vibration.
- Mount made of proprietary, impact-modified PA66 material for extraordinary durability, and is heat stabilized and UV resistant for extended life outdoors.
- Peel and stick for quick, convenient use in extreme-duty applications.



PART NO.	TYPE	Cable Tie Series	Length (L) in. (mm)	Width (W) in. (mm)	Height (H) in. (mm)	Material	Color	Pkg. Qty.
151-01857	WSMB5AHB	T18 - T150	1.5 (37.7)	1.5 (37.7)	0.3 (7.7)	PA66HIRHSUV	Black	100

Dimensions are approximate and subject to technical changes. Use Part No. for ordering and Type for specification purposes.

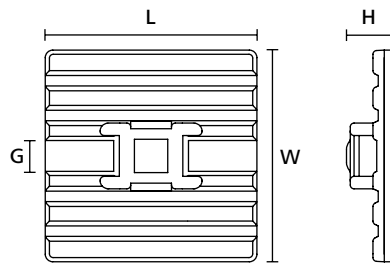
Adhesive Mounting Bases

FlexTack Self Adhesive Mounts

HellermannTyton FlexTack Adhesive Cable Tie Mounts deliver excellent mounting performance on flat, curved and moderately angled surfaces. Use in combination with 18- through 50-pound cable ties to provide stability when securing bundles. Excellent performance in extreme environmental conditions for a wide range of indoor and outdoor applications; on varnished, powder coated, metal or plastic surfaces; in electrical equipment; and where drilling a hole is not possible or desirable. The 4-way saddle allows cable ties to be inserted parallel or perpendicular to the wire bundles.

Features and Benefits

- One base fits more surfaces – flat, curved and moderately angled – for versatile applications.
- High-strength, weather-resistant adhesive offers excellent performance indoors and out.
- 4-way opening allows parallel or perpendicular cable routing options.



PART NO.	TYPE	Cable Tie Series	Length (L) in. (mm)	Width (W) in. (mm)	Height (H) in. (mm)	Cable Tie Width Max. (G) in. (mm)	Material	Color	Pkg. Qty.
151-01527	FMB4APT-I	T18 - T50	1.1 (28.0)	1.1 (28.0)	0.3 (6.3)	0.2 (5.4)	PA66HS	Black	100
151-01528		T18 - T50	1.1 (28.0)	1.1 (28.0)	0.3 (6.3)	0.2 (5.4)	PA66HS	White	100

Dimensions are approximate and subject to technical changes. Use Part No. for ordering and Type for specification purposes.

Bundling and Securing

Cable Tie Mounts

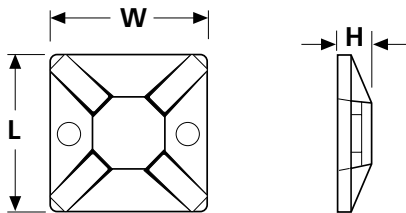
Screw Mounting Bases

Cable Tie Mounting Bases - Screw Mount

These cable tie mounts are compact in size. They are designed for simple yet robust installation. They pair with a cable tie for mounting applications including telecom equipment, switchgear and control cabinets.

Features and Benefits

- Compact size fits most mounting applications.
- Simple to install with a screw or rivet.
- Single hole attachment with two-way entry for cable tie.



PART NO.	TYPE	Cable Tie Series	Mounting Screw Type	Length (L) in. (mm)	Width (W) in. (mm)	Height (H) in. (mm)	Material	Color	Pkg. Qty.
MB2.510C2*	MB2.5	T18	#3 Screw	0.6 (15.9)	0.6 (15.9)	0.1 (3.3)	PA66	White	100
MB2.510M4*		T18	#3 Screw	0.6 (15.9)	0.6 (15.9)	0.1 (3.3)	PA66	White	1000
MB2.50C2*		T18	#3 Screw	0.6 (15.9)	0.6 (15.9)	0.1 (3.3)	PA66	Black	100
151-01169	MCMB3	MCT18 - MCT30	#4 Screw	0.8 (19.0)	0.8 (19.0)	0.2 (3.8)	PA66MP	Blue	100
MB310C2*	MB3	T18 - T30	#4 Screw	0.8 (19.0)	0.8 (19.0)	0.2 (3.8)	PA66	White	100
MB310M4*		T18 - T30	#4 Screw	0.8 (19.0)	0.8 (19.0)	0.2 (3.8)	PA66	White	1000
MB30C2*		T18 - T30	#4 Screw	0.8 (19.0)	0.8 (19.0)	0.2 (3.8)	PA66	Black	100
MB30M4*		T18 - T30	#4 Screw	0.8 (19.0)	0.8 (19.0)	0.2 (3.8)	PA66	Black	1000
MB4SH10C2*	MB4SH	T18 - T50	#6 Screw	1.1 (28.3)	1.1 (28.3)	0.2 (5.1)	PA66	White	100
MB4SH10H4*		T18 - T50	#6 Screw	1.1 (28.3)	1.1 (28.3)	0.2 (5.1)	PA66	White	500
151-01170	MCMB4	MCT18 - MCT50	#8 Screw	1.1 (28.0)	1.1 (28.0)	0.2 (4.7)	PA66MP	Blue	100
MB410C2*	MB4	T18 - 50	#8 Screw	1.1 (28.5)	1.1 (28.5)	0.2 (4.8)	PA66	White	100
MB410H4*		T18 - 50	#8 Screw	1.1 (28.5)	1.1 (28.5)	0.2 (4.8)	PA66	White	500
MB40C2*		T18 - 50	#8 Screw	1.1 (28.5)	1.1 (28.5)	0.2 (4.8)	PA66	Black	100
MB40H4*		T18 - 50	#8 Screw	1.1 (28.5)	1.1 (28.5)	0.2 (4.8)	PA66	Black	500
MB510C2*	MB5	T18 - T150	#8 Screw	1.5 (37.7)	1.5 (37.7)	0.3 (6.2)	PA66	White	100
MB510F4*		T18 - T150	#8 Screw	1.5 (37.7)	1.5 (37.7)	0.3 (6.2)	PA66	White	250
MB50C2*		T18 - T150	#8 Screw	1.5 (37.7)	1.5 (37.7)	0.3 (6.2)	PA66	Black	100
MB50F4*		T18 - T150	#8 Screw	1.5 (37.7)	1.5 (37.7)	0.3 (6.2)	PA66	Black	250

Dimensions are approximate and subject to technical changes. Use Part No. for ordering and Type for specification purposes.

*This product meets UL standards. Please see appendix for specific file numbers.



Please note! Not all products listed on this page may have this approval. Please check our website for latest approvals.

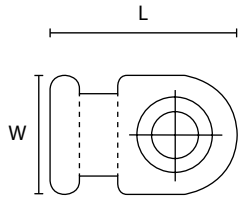
Screw Mounting Bases

Low-Profile Cable Tie Mounts

These cable tie mounts are compact in size. They are designed for simple yet robust installation particularly in areas with limited space. They pair with a cable tie for mounting applications including telecom equipment, switchgear and control cabinets.

Features and Benefits

- Compact size for areas with limited mounting space.
- Simple to install with a screw or rivet.
- Single hole attachment with two-way entry for cable tie.



PART NO.	TYPE	Cable Tie Series	Mounting Screw Type	Length (L) in. (mm)	Width (W) in. (mm)	Height in. (mm)	Material	Color	Pkg. Qty.
MB19C2	MB1	T18	#8 (M4) Screw	0.5 (12.7)	0.3 (7.9)	0.1 (3.3)	PA66	Natural	100
MB19M4		T18	#8 (M4) Screw	0.5 (12.7)	0.3 (7.9)	0.1 (3.3)	PA66	Natural	1000
MB10C2		T18	#8 (M4) Screw	0.5 (12.7)	0.3 (7.9)	0.1 (3.3)	PA66	Black	100
MB10M4		T18	#8 (M4) Screw	0.5 (12.7)	0.3 (7.9)	0.1 (3.3)	PA66	Black	1000
MB29C2	MB2	T18 - T50	#8 (M4) Screw	0.8 (20.6)	0.5 (12.5)	0.1 (3.3)	PA66	Natural	100
MB29M4		T18 - T50	#8 (M4) Screw	0.8 (20.6)	0.5 (12.5)	0.1 (3.3)	PA66	Natural	1000

Dimensions are approximate and subject to technical changes. Use Part No. for ordering and Type for specification purposes.

Bundling and Securing

Cable Tie Mounts

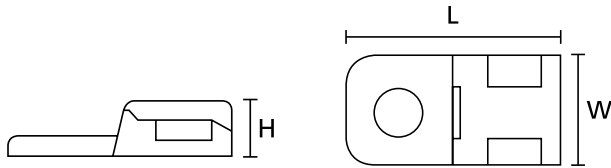
Screw Mounting Bases

Cable Tie Anchor Mounts

Anchor Mounts for cable ties are suitable for applications with minimal space. Anchors are mounted onto the equipment prior to cable installation and take up no more space than the cable itself. Choose between a four-way entry design that can be used either 'in line' or at 90° to the cable run.

Features and Benefits

- Suitable for applications with minimal space.
- CTAM has 4-way entry design for use in line or at 90° angle to cable run.
- CTAM mounts are available in different sizes and materials.



PART NO.	TYPE	Cable Tie Series	Mounting Screw Type	Length (L) in. (mm)	Width (W) in. (mm)	Height (H) in. (mm)	Material	Color	Pkg. Qty.
CTAM110C2*	CTAM1	T18 - T50	#8 (M4) Screw	0.8 (20.4)	0.4 (10.2)	0.2 (5.1)	PA66	White	100
CTAM10C2*		T18 - T50	#8 (M4) Screw	0.8 (20.4)	0.4 (10.2)	0.2 (5.1)	PA66	Black	100
CTAM10M4*		T18 - T50	#8 (M4) Screw	0.8 (20.4)	0.4 (10.2)	0.2 (5.1)	PA66	Black	1000
CTAM110M4*		T18 - T50	#8 (M4) Screw	0.8 (20.4)	0.4 (10.2)	0.2 (5.1)	PA66	White	1000
151-00757		T18 - T50	#8 (M4) Screw	0.8 (20.5)	0.4 (10.2)	0.2 (5.5)	PEEK	Beige	100
CTAM20C2*	CTAM2	T18 - T50	#10 (M5) Screw	0.8 (20.4)	0.4 (10.2)	0.2 (5.1)	PA66	Black	100
CTAM20M4*		T18 - T50	#10 (M5) Screw	0.8 (20.4)	0.4 (10.2)	0.2 (5.1)	PA66	Black	1000
CTAM210C2*		T18 - T50	#10 (M5) Screw	0.8 (20.4)	0.4 (10.2)	0.2 (5.1)	PA66	White	100
CTAM210M4*		T18 - T50	#10 (M5) Screw	0.8 (20.4)	0.4 (10.2)	0.2 (5.1)	PA66	White	1000
151-00758		T18 - T50	#10 (M5) Screw	0.8 (20.5)	0.4 (10.2)	0.2 (5.5)	PEEK	Beige	100
151-00997	MCCTAM1	MCT18 - MCT50	#8 (M4) Screw	0.8 (20.7)	0.4 (10.3)	0.2 (5.1)	PA66MP+	Blue	100

Dimensions are approximate and subject to technical changes. Use Part No. for ordering and Type for specification purposes.

*This product meets UL standards. Please see appendix for specific file numbers.



Please note! Not all products listed on this page may have this approval. Please check our website for latest approvals.

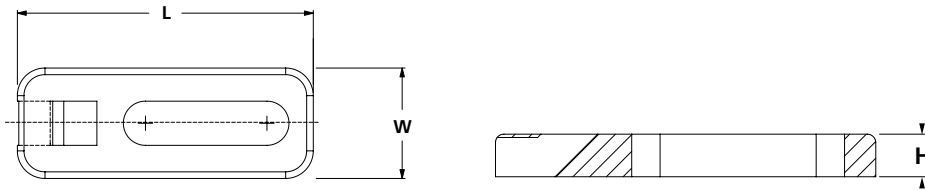
Screw Mounting Bases

Cable Tie Anchor Plates

HellermannTyton Cable Tie Anchor Plates are designed as a "stand-off" mount for perpendicular wire bundles. These mounts offer an elongated mounting hole for easier alignment of wire bundles. The mounts are installed quickly and easily by securing a single screw.

Features and Benefits

- Mount provides a "stand-off" for perpendicular bundles.
- Secures with a single screw providing quick installation.



PART NO.	TYPE	Cable Tie Series	Mounting Screw Type	Length (L) in. (mm)	Width (W) in. (mm)	Height (H) in. (mm)	Material	Color	Pkg. Qty.
CTAP110C2*	CTAP1	T18 - T50	#10 (M5) Screw	1.3 (34.0)	0.5 (12.7)	0.2 (3.8)	PA66	White	100
CTAP110M4*		T18 - T50	#10 (M5) Screw	1.3 (34.0)	0.5 (12.7)	0.2 (3.8)	PA66	White	1000
CTAP10C2*		T18 - T50	#10 (M5) Screw	1.3 (34.0)	0.5 (12.7)	0.2 (3.8)	PA66	Black	100
CTAP10M4*		T18 - T50	#10 (M5) Screw	1.3 (34.0)	0.5 (12.7)	0.2 (3.8)	PA66	Black	1000
CTAP210C2*	CTAP2	T18 - T50	#10 (M5) Screw	2.1 (54.1)	0.5 (12.7)	0.1 (3.5)	PA66	White	100

Dimensions are approximate and subject to technical changes. Use Part No. for ordering and Type for specification purposes.

*This product meets UL standards. Please see appendix for specific file numbers.



Please note! Not all products listed on this page may have this approval. Please check our website for latest approvals.

Bundling and Securing

Cable Tie Mounts

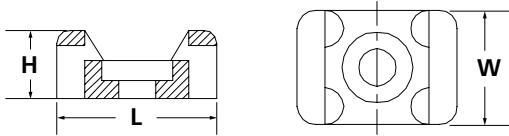
Screw Mounting Bases

Cable Tie Mounts

Designed specifically for holding heavier cable bundles these mounting bases can be used in many industries from agriculture to truck manufacture. They offer a very secure fixing and can be used with a wide variety of heavy duty cable ties up to 8.3 mm width.

Features and Benefits

- The CTM series is designed to provide stability to wire bundles.
- These mounts can accommodate miniature, intermediate, or standard cross-section cable ties.
- Each mount is secured with a single screw.



PART NO.	TYPE	Cable Tie Series	Mounting Screw Type	Length (L) in. (mm)	Width (W) in. (mm)	Height (H) in. (mm)	Material	Color	Pkg. Qty.
CTM010M4*	CTM0	T18 - T50	#6 (M3) Screw	0.6 (14.7)	0.4 (9.4)	0.3 (6.9)	PA66	White	1000
CTM00C2*		T18 - T50	#6 (M3) Screw	0.6 (14.7)	0.4 (9.4)	0.3 (6.9)	PA66	Black	100
CTM00M4*		T18 - T50	#6 (M3) Screw	0.6 (14.7)	0.4 (9.4)	0.3 (6.9)	PA66	Black	1000
CTM010C2*		T18 - T50	#6 (M3) Screw	0.6 (14.7)	0.4 (9.4)	0.3 (6.9)	PA66	White	100
CTM10C2*	CTM1	T18 - T50	#8 (M4) Screw	0.6 (14.7)	0.4 (9.4)	0.3 (6.9)	PA66	Black	100
CTM10M4*		T18 - T50	#8 (M4) Screw	0.6 (14.7)	0.4 (9.4)	0.3 (6.9)	PA66	Black	1000
CTM110C2*		T18 - T50	#8 (M4) Screw	0.6 (14.7)	0.4 (9.4)	0.3 (6.9)	PA66	White	100
CTM110M4*		T18 - T50	#8 (M4) Screw	0.6 (14.7)	0.4 (9.4)	0.3 (6.9)	PA66	White	1000
CTM20C2*	CTM2	T18 - T120	#8 (M4) Screw	0.9 (21.8)	0.6 (15.5)	0.4 (9.4)	PA66	Black	100
CTM20M4*		T18 - T120	#8 (M4) Screw	0.9 (21.8)	0.6 (15.5)	0.4 (9.4)	PA66	Black	1000
CTM210C2*		T18 - T120	#8 (M4) Screw	0.9 (21.8)	0.6 (15.5)	0.4 (9.4)	PA66	White	100
CTM210M4*		T18 - T120	#8 (M4) Screw	0.9 (21.8)	0.6 (15.5)	0.4 (9.4)	PA66	White	1000

Dimensions are approximate and subject to technical changes. Use Part No. for ordering and Type for specification purposes.

*This product meets UL standards. Please see appendix for specific file numbers.



Please note! Not all products listed on this page may have this approval. Please check our website for latest approvals.

Screw Mounting Bases

Cable Tie Mounts

PART NO.	TYPE	Cable Tie Series	Mounting Screw Type	Length (L) in. (mm)	Width (W) in. (mm)	Height (H) in. (mm)	Material	Color	Pkg. Qty.
CTM30C2*	CTM3	T18 - T120	#10 (M5) Screw	0.9 (21.8)	0.6 (15.5)	0.4 (9.4)	PA66	Black	100
CTM30M4*		T18 - T120	#10 (M5) Screw	0.9 (21.8)	0.6 (15.5)	0.4 (9.4)	PA66	Black	1000
CTM310C2*		T18 - T120	#10 (M5) Screw	0.9 (21.8)	0.6 (15.5)	0.4 (9.4)	PA66	White	100
CTM310M4*		T18 - T120	#10 (M5) Screw	0.9 (21.8)	0.6 (15.5)	0.4 (9.4)	PA66	White	1000
CTM40C2*	CTM4	T18 - T120	1/4" (M6) Screw	0.9 (21.8)	0.6 (15.8)	0.4 (9.4)	PA66	Black	100
CTM40M4*		T18 - T120	1/4" (M6) Screw	0.9 (21.8)	0.6 (15.8)	0.4 (9.4)	PA66	Black	1000
CTM410C2*		T18 - T120	1/4" (M6) Screw	0.9 (21.8)	0.6 (15.8)	0.4 (9.4)	PA66	White	100
CTM410M4*		T18 - T120	1/4" (M6) Screw	0.9 (21.8)	0.6 (15.8)	0.4 (9.4)	PA66	White	1000
151-00950	MCKR6G5	MCTS series	M4	0.7 (17.8)	0.5 (11.8)	0.4 (8.8)	PA66MP+	Blue	100
151-01020	MCKR8G5-5	MCTS series	M5	1.0 (24.8)	0.4 (14.3)	0.5 (12.0)	PA66MP+	Blue	100

Dimensions are approximate and subject to technical changes. Use Part No. for ordering and Type for specification purposes.

*This product meets UL standards. Please see appendix for specific file numbers.



Please note! Not all products listed on this page may have this approval. Please check our website for latest approvals.

Bundling and Securing

Cable Tie Mounts

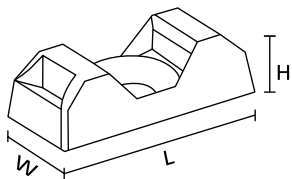
Screw Mounting Bases

Q-Series Screw Mounting Bases

Q-Series mounting bases are designed to work exclusively with the Q-Tie® cable tie series. This mounting component can be secured with screws. The Q-Mount allows either a two- or four-way entry for the Q-Tie, providing a quick and simple insertion into the mount. Once in place, the Q-Tie will not slip out, even in vertical mounting applications.

Features and Benefits

- 2- or 4-way entry options for the Q-Tie, offering flexibility and stability
- Designed for use with 18- through 120-pound cable ties to provide stability when securing bundles.
- Secures with a single screw, providing quick installation.



PART NO.	TYPE	Mounting Screw Type	Length (L) in. (mm)	Width (W) in. (mm)	Height (H) in. (mm)	Material	Color	Pkg. Qty.
151-10901*	QM20	#5 (M3) Screw	0.8 (20.0)	0.8 (20.0)	0.1 (3.7)	PA66	Natural	100
151-10911*		#5 (M3) Screw	0.8 (20.0)	0.8 (20.0)	0.1 (3.7)	PA66	Black	100
151-10920*	CTQM5	#8 (M4) Screw	0.8 (21.0)	0.4 (9.5)	0.3 (6.7)	PA66	Natural	100
151-10930*		#8 (M4) Screw	0.8 (21.0)	0.4 (9.5)	0.3 (6.7)	PA66	Black	100
151-10902	QM30	#8 (M4) Screw	1.2 (30.0)	1.2 (30.0)	0.2 (4.5)	PA66	Natural	100
151-10912		#8 (M4) Screw	1.2 (30.0)	1.2 (30.0)	0.2 (4.5)	PA66	Black	100
151-10903	QM40	#8 (M4) Screw	1.6 (40.0)	1.6 (40.0)	0.2 (5.5)	PA66	Natural	50
151-10913		#8 (M4) Screw	1.6 (40.0)	1.6 (40.0)	0.2 (5.5)	PA66	Black	50

Dimensions are approximate and subject to technical changes. Use Part No. for ordering and Type for specification purposes.



Please note! Not all products listed on this page may have this approval. Please check our website for latest approvals.

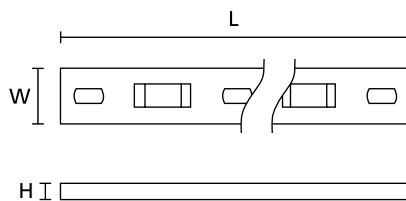

Mounting Plates

Cable Tie Mounting Plates

Mounting Plates allow multiple cables to be run in parallel. Mounts are secured with two screws. Cables are attached to the plates by running a cable tie through any of the available slots.

Features and Benefits

- Mounting plates allow multiple bundles to run parallel.
- The mounts are secured using two screws, while the bundles are attached using cable ties in any of the available slots.



PART NO.	TYPE	Cable Tie Series	Mounting Screw Type	Length (L) in. (mm)	Width (W) in. (mm)	Height (H) in. (mm)	Material	Color	Pkg. Qty.
MP1M5.NN3P	MP1M5	T18 - T50	#10 (M5) Screw	1.8 (44.4)	0.5 (12.7)	0.1 (3.2)	PA66	Natural	100
MP1M3.NN3P	MP1M3	T18 - T50	#6 (M3) Screw	1.8 (44.4)	0.5 (12.7)	0.1 (3.2)	PA66	Natural	100
MP2M3.NN3P	MP2M3	T18 - T50	#6 (M3) Screw	3.0 (76.2)	0.5 (12.7)	0.1 (3.2)	PA66	Natural	100
MP2M5.NN3P	MP2M5	T18 - T50	#10 (M5) Screw	3.0 (76.2)	0.5 (12.7)	0.1 (3.2)	PA66	Natural	100
MP3M3.NN3P	MP3M3	T18 - T50	#6 (M3) Screw	4.3 (108.0)	0.5 (12.7)	0.1 (3.2)	PA66	Natural	100
MP3M5.NN3P	MP3M5	T18 - T50	#10 (M5) Screw	4.3 (108.0)	0.5 (12.7)	0.1 (3.2)	PA66	Natural	100
MP4M3.NN3P	MP4M3	T18 - T50	#6 (M3) Screw	5.5 (139.8)	0.5 (12.7)	0.1 (3.2)	PA66	Natural	100
MP4M5.NN3P	MP4M5	T18 - T50	#10 (M5) Screw	5.5 (139.8)	0.5 (12.7)	0.1 (3.2)	PA66	Natural	100
MP5M3.NN3P	MP5M3	T18 - T50	#6 (M3) Screw	6.8 (171.6)	0.5 (12.7)	0.1 (3.2)	PA66	Natural	100
MP5M5.NN3P	MP5M5	T18 - T50	#10 (M5) Screw	6.8 (171.6)	0.5 (12.7)	0.1 (3.2)	PA66	Natural	100
MSMP6-109C2*	MSMP6/10	T18 - T120	#10 (M5) Screw	9.5 (241.0)	0.6 (15.8)	0.2 (5.3)	PA66	Natural	100
MSMP6-69C2*	MSMP6/6	T18 - T120	#6 (M3) Screw	9.6 (244.0)	0.6 (15.8)	0.2 (5.3)	PA66	Natural	100

Dimensions are approximate and subject to technical changes. Use Part No. for ordering and Type for specification purposes.

*This product meets UL standards. Please see appendix for specific file numbers.

EN 45545-2



Please note! Not all products listed on this page may have this approval. Please check our website for latest approvals.

Bundling and Securing

Cable Tie Mounts

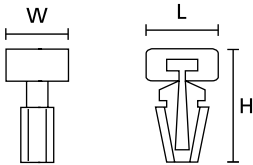
Push Mounts

TM Series Push Mounts

HellermannTyton Push Mounts are used with our standard cable ties and offer a permanent bundling solution for quick installation by pushing the mount through a pre-drilled hole. The low profile head is suitable in space constrained areas.

Features and Benefits

- Push Mounts, when used with standard cable ties, provide a permanent bundling solution.
- The low profile style head is ideal for space constrained areas and is easily inserted through a pre-drilled hole.



PART NO.	TYPE	Cable Tie Series	Mounting Hole Dia. in. (mm)	Max. Panel Thickness in. (mm)	Length (L) in. (mm)	Width (W) in. (mm)	Height (H) in. (mm)	Material	Color	Pkg. Qty.
TM1SF0C2*	TM1SF	T18 - T50	0.3 (6.4)	0.1 (3.3)	0.6 (15.8)	0.4 (10.2)	0.2 (4.6)	PA66	Black	100
TM1SF0M4*		T18 - T50	0.3 (6.4)	0.1 (3.3)	0.6 (15.8)	0.4 (10.2)	0.2 (4.6)	PA66	Black	1000
TM1SF9M4*		T18 - T50	0.3 (6.4)	0.1 (3.3)	0.6 (15.8)	0.4 (10.2)	0.2 (4.6)	PA66	Natural	1000
TM1SF10C2*		T18 - T50	0.3 (6.4)	0.1 (3.4)	0.6 (15.8)	0.4 (10.2)	0.2 (4.6)	PA66	White	100
TM1SF10M4*		T18 - T50	0.3 (6.4)	0.1 (3.3)	0.6 (15.8)	0.4 (10.2)	0.2 (4.6)	PA66	White	1000

Dimensions are approximate and subject to technical changes. Use Part No. for ordering and Type for specification purposes.

*This product meets UL standards. Please see appendix for specific file numbers.

EN 45545-2



Please note! Not all products listed on this page may have this approval. Please check our website for latest approvals.

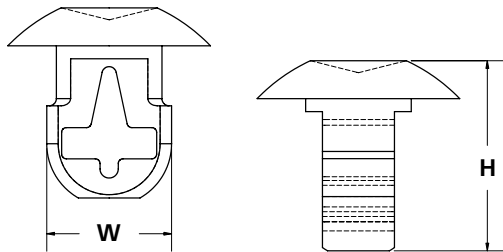
Push Mounts

Push Button Mounts

HellermannTyton Push Mounts are used with our standard cable ties and offer a permanent bundling solution for installation below or underneath a panel. Designed for simple installation by pushing the mount through a pre-drilled hole. The low profile "button" style head is suitable in space constrained areas.

Features and Benefits

- Push Mounts, when used with standard cable ties, provide a permanent bundling solution below a panel.
- The "button" style head is ideal for space constrained areas and is easily inserted through a pre-drilled hole.



PART NO.	TYPE	Cable Tie Series	Mounting Hole Dia. in. (mm)	Max. Panel Thickness in. (mm)	Width (W) in. (mm)	Height (H) in. (mm)	Material	Color	Pkg. Qty.
PBM0C2*	PBM	T18 - T50	0.3 - 0.3 (6.3 - 6.6)	0.1 (3.0)	0.3 (6.6)	0.4 (10.2)	PA66	Black	100
PBM0M4*		T18 - T50	0.3 - 0.3 (6.3 - 6.6)	0.1 (3.0)	0.3 (6.6)	0.4 (10.2)	PA66	Black	1000
PBM9C2*		T18 - T50	0.3 - 0.3 (6.3 - 6.6)	0.1 (3.0)	0.3 (6.6)	0.4 (10.2)	PA66	Natural	100
PBM9M4*		T18 - T50	0.3 - 0.3 (6.3 - 6.6)	0.1 (3.0)	0.3 (6.6)	0.4 (10.2)	PA66	Natural	1000
PBM10C2*		T18 - T50	0.3 - 0.3 (6.3 - 6.6)	0.1 (3.0)	0.3 (6.6)	0.4 (10.2)	PA66	White	100
PBM10M4*		T18 - T50	0.3 - 0.3 (6.3 - 6.6)	0.1 (3.0)	0.3 (6.6)	0.4 (10.2)	PA66	White	1000

Dimensions are approximate and subject to technical changes. Use Part No. for ordering and Type for specification purposes.

*This product meets UL standards. Please see appendix for specific file numbers.



Please note! Not all products listed on this page may have this approval. Please check our website for latest approvals.

Bundling and Securing

Cable Tie Mounts

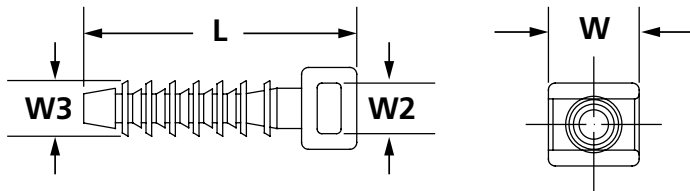
Masonry Mounts

MMB Series

HellermannTyton Masonry Mounts provide a permanent method of attaching wire and cable to masonry surfaces. Masonry mounts simply tap into predrilled holes and can be used for indoor and outdoor applications.

Features and Benefits

- Masonry Mounts provide a permanent solution when fastening wire and cables to masonry surfaces.
- The mounts have easy installation into predrilled holes allowing for faster use.



PART NO.	TYPE	Cable Tie Series	Mounting Hole Dia. in. (mm)	Hole Depth Min. in. (mm)	Length (L) in. (mm)	Width (W) in. (mm)	Width (W2) in. (mm)	Width (W3) in. (mm)	Material	Color	Pkg. Qty.
MMB00C2	MMB0	T18 - T50	0.2 (4.7)	1.0 (25.4)	1.2 (30.1)	0.4 (9.0)	0.2 (5.5)	0.2 (6.0)	PA46	Black	100
MMB.50C2	MMB.5	T18 - T50	0.3 (6.4)	1.0 (25.4)	1.2 (31.5)	0.4 (9.5)	0.2 (5.6)	0.3 (7.8)	PA46	Black	100
MMB.50M4		T18 - T50	0.3 (6.4)	1.0 (25.4)	1.2 (31.5)	0.4 (9.5)	0.2 (5.6)	0.3 (7.8)	PA46	Black	1000
MMB10C2	MMB1	T18 - T50	0.3 (8.0)	1.5 (38.1)	1.7 (43.5)	0.5 (12.9)	0.4 (9.5)	0.4 (9.2)	PA46	Black	100
MMB10H4		T18 - T50	0.3 (8.0)	1.5 (38.1)	1.7 (43.5)	0.5 (12.9)	0.4 (9.5)	0.4 (9.2)	PA46	Black	500

Dimensions are approximate and subject to technical changes. Use Part No. for ordering and Type for specification purposes.

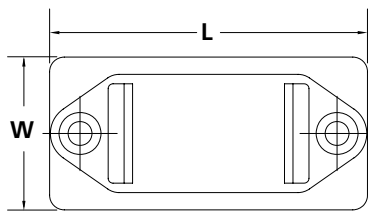
Grip Tie Mounts

Hook-and-Loop Series

To secure bundles to flat surfaces, HellermannTyton offers a mounting base to be used with the Grip Ties. Available with or without adhesive, two sizes of Grip Tie mounts cover every size of Grip Tie. The mounts are manufactured from nylon 6/6 material and are UV-stabilized for outdoor applications.

Features and Benefits

- Adhesive or nonadhesive with 1/4" screw hole mount secures .75" grip ties for use on flat surfaces.



PART NO.	TYPE	Description	Bolt Size in. (mm)	Adhesive	Length (L) in. (mm)	Width (W) in. (mm)	Material	Color	Pkg. Qty.
GTM500C2	GTM50	For use with .5" wide grip tie	1/4" (M6) Screw	-	2.5 (63.5)	1.0 (25.4)	PA66UV	Black	100
GTM50A0C2	GTM50A	For use with .5" wide grip tie	1/4" (M6) Screw	Urethane foam	2.5 (63.5)	1.0 (25.4)	PA66UV	Black	100
GTM1000C2	GTM100	For use with .75" wide grip tie	1/4" (M6) Screw	-	3.3 (82.6)	1.5 (38.1)	PA66UV	Black	100
GTM100A0C2	GTM100A	For use with .75" wide grip tie	1/4" (M6) Screw	Urethane foam	3.3 (82.6)	1.5 (38.1)	PA66UV	Black	100

Dimensions are approximate and subject to technical changes. Use Part No. for ordering and Type for specification purposes.

Bundling and Securing

Heavy Duty Cable Tie Mounts

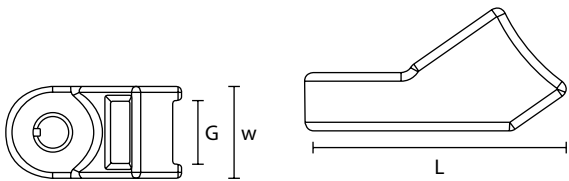
Mounts Secured with Mechanical Fasteners - Single Bundles

Heavy Duty Mounts - Standard Torque

These mounts contain a small tab inside the mounting hole to temporarily engage the threads, which allows assemblers to preinstall the mount on a stud before securing with a washer and a nut. For use with HellermannTyton heavy duty T120, T250, T255 and Wide Strap Cable Ties.

Features and Benefits

- Mount and tie combination makes it easy to service bundles in the field.
- Made from impact modified, heat stabilized, UV resistant material, ideal for heavy duty environments.
- Eliminates the needs for multiple sized fix diameter clamps.



PART NO.	TYPE	Cable Tie Width Max. (G) in. (mm)	Mounting Screw Type	Max. Torque lbf-ft. (kgf-cm)	Length (L) in. (mm)	Width (W) in. (mm)	Material	Color	Pkg. Qty.
HDM190HIRC2	HDM19	0.5 (12.7)	#10 (M5) Screw	9.6 (132.5)	1.4 (36.3)	0.8 (19.3)	PA66HIRHSUV	Black	100
HDM190HIRH4		0.5 (12.7)	#10 (M5) Screw	9.6 (132.5)	1.4 (36.3)	0.8 (19.3)	PA66HIRHSUV	Black	500
HDM250HIRC2	HDM25	0.5 (12.7)	1/4" (M6) Screw	9.6 (132.5)	1.4 (36.3)	0.8 (19.3)	PA66HIRHSUV	Black	100
HDM250HIRH4		0.5 (12.7)	1/4" (M6) Screw	9.6 (132.5)	1.4 (36.3)	0.8 (19.3)	PA66HIRHSUV	Black	500
HDM3120HIRC2	HDM312	0.5 (12.7)	5/16" (M8) Screw	9.6 (132.5)	1.4 (36.3)	0.8 (19.3)	PA66HIRHSUV	Black	100
HDM3120HIRH4		0.5 (12.7)	5/16" (M8) Screw	9.6 (132.5)	1.4 (36.3)	0.8 (19.3)	PA66HIRHSUV	Black	500

Dimensions are approximate and subject to technical changes. Use Part No. for ordering and Type for specification purposes.

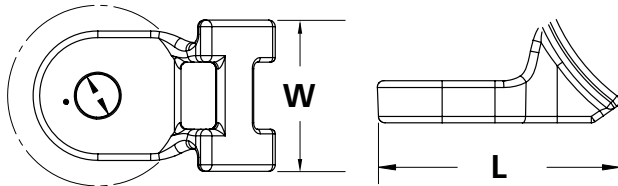
Mounts Secured with Mechanical Fasteners - Single Bundles

Heavy Duty Mounts - Medium Torque

The arched H-profile of the saddle surface allows for a broad surface contact with the bundle, minimizing pinching and crushing of the bundles, and adjusts to a wide variety of bundle diameters when used with HellermannTyton heavy duty T120, T250, T255 and Wide Strap Cable Ties.

Features and Benefits

- Mount and tie combination makes it easy to service bundles in the field.
- Made from impact modified, heat stabilized, UV resistant material, ideal for heavy duty environments.
- Eliminates the need for multiple size fixed-diameter clamps.



PART NO.	TYPE	Cable Tie Width Max. (G) in. (mm)	Mounting Screw Type	Max. Torque lbf-ft. (kgf-cm)	Length (L) in. (mm)	Width (W) in. (mm)	Material	Color	Pkg. Qty.
HDM321HIHSUVH4	HDM321	0.5 (12.7)	5/16" (M8) Screw	40.0 (553.0)	1.8 (46.0)	1.0 (24.0)	PA66HIRHSUV	Black	500
HDM401HIHSUVH4	HDM401	0.5 (12.7)	3/8" (M10) Screw	40.0 (553.0)	1.8 (46.0)	1.0 (24.0)	PA66HIRHSUV	Black	500
HDM501HIHSUVH4	HDM501	0.5 (12.7)	1/2" (M12) Screw	40.0 (553.0)	1.8 (46.0)	1.0 (24.0)	PA66HIRHSUV	Black	500

Dimensions are approximate and subject to technical changes. Use Part No. for ordering and Type for specification purposes.

Bundling and Securing

Heavy Duty Cable Tie Mounts

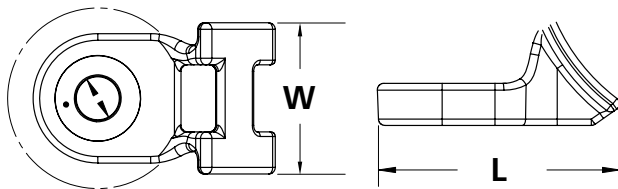
Mounts Secured with Mechanical Fasteners - Single Bundles

Heavy Duty Mounts - High Torque

The high-torque mount is designed for use with power-assisted impact wrenches and is molded with a heavy bushing to withstand the forces required to tighten grade 8 bolts. The arched H-profile of the saddle surface allows for a broad surface contact with the bundle, minimizing pinching and crushing of the bundles, and adjusts to a wide variety of bundle diameters when used with HellermannTyton heavy duty T120, T250, T255 and Wide Strap Cable Ties.

Features and Benefits

- Mount and tie combination makes it easy to service bundles in the field.
- Made from impact modified, heat stabilized, UV resistant material, ideal for heavy duty environments.
- Eliminates the need for multiple size fixed-diameter clamps.



PART NO.	TYPE	Cable Tie Width Max. (G) in. (mm)	Mounting Screw Type	Max. Torque lbf-ft. (kgf-cm)	Length (L) in. (mm)	Width (W) in. (mm)	Material	Color	Pkg. Qty.
151-02098	HDM320	0.5 (12.7)	5/16" (M8) Screw	114.0 (1,576.0)	1.9 (47.0)	1.0 (25.0)	PA66HIRHSUV	Black	100
151-02094		0.5 (12.7)	5/16" (M8) Screw	114.0 (1,576.0)	1.9 (47.0)	1.0 (25.0)	PA66HIRHSUV	Black	500
151-02097	HDM500	0.5 (12.7)	1/2" (M12) Screw	114.0 (1,576.0)	1.9 (47.0)	1.0 (25.0)	PA66HIRHSUV	Black	100
151-02096		0.5 (12.7)	1/2" (M12) Screw	114.0 (1,576.0)	1.9 (47.0)	1.0 (25.0)	PA66HIRHSUV	Black	500

Dimensions are approximate and subject to technical changes. Use Part No. for ordering and Type for specification purposes.

Mounts Secured with Mechanical Fasteners - Single Bundles

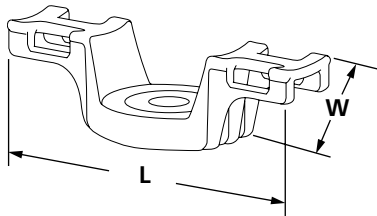
High Torque Double Mounts

High Torque Double Mounts are designed for use with power assisted impact wrenches and are molded with a metal bushing to withstand the forces required to tighten grade 8 bolts. Mounts are designed for routing multiple bundles with HellermannTyton heavy duty T250, T255, and wide strap cable ties to harness wires and hoses. The bundle is secured directly over the mounting fastener. The arched saddle surface allows for a broad surface contact with the bundle, minimizing pinching and crushing of the bundles. Mounts accept all standard cable ties up to .5" wide.



Features and Benefits

- Arched H-profile surface allows for broad surface contact with the bundle, minimizing pinching and crushing of the bundles.
- High torque metal bushing allows for strength in heavy duty applications.
- These mounts contain a small tab inside the mounting hole to temporarily engage the threads which allows assemblers to pre-install the mount on a stud with a washer and nut.



PART NO.	TYPE	Cable Tie Width Max. (G) in. (mm)	Mounting Screw Type	Length (L) in. (mm)	Width (W) in. (mm)	Material	Color	Pkg. Qty.
151-02104	HDM375BDM4W	0.5 (12.7)	3/8" (M10) Screw	3.5 (89.0)	1.4 (35.6)	PA66HIRHSUV	Black	100

Dimensions are approximate and subject to technical changes. Use Part No. for ordering and Type for specification purposes.

Bundling and Securing

Heavy Duty Cable Tie Mounts

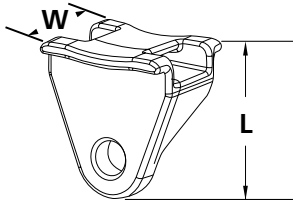
Mounts Secured with Mechanical Fasteners - Single Bundles

Axial Oval Mounts

HellermannTyton Axial Oval Mounts stand-off bundles from frame rails and cross members to prevent them from rubbing and chafing. The axial oval mount accommodates HellermannTyton heavy duty T120, T250, T255 and Wide Strap Cable Ties. It is designed to fit a 5/16" bolt.

Features and Benefits

- Positions bundles off cross members and frame rails to prevent abrasion and chafing.
- Metal insert bushing accommodates high-torque installation.
- Made with high-impact, heat stabilized, and UV material ideal for trucking and heavy equipment environments.



PART NO.	TYPE	Cable Tie Width Max. in. (mm)	Mounting Screw Type	Length (L) in. (mm)	Width (W) in. (mm)	Material	Color	Pkg. Qty.
SAM83HIRHSH1	SAM83	0.5 (12.7)	5/16" (M8) Screw	1.4 (34.0)	1.0 (26.0)	PA66HIRHSUV	Gray	500
SAOM80HIRHSH1	SAOM8	0.5 (12.7)	5/16" (M8) Screw	1.4 (34.0)	1.0 (26.0)	PA66HIRHSUV	Black	500
SAOM820HIRHSH1	SAOM82	0.5 (12.7)	5/16" (M8) Screw	1.4 (34.0)	1.0 (26.0)	PA66HIRHSUV	Black	500

Dimensions are approximate and subject to technical changes. Use Part No. for ordering and Type for specification purposes.

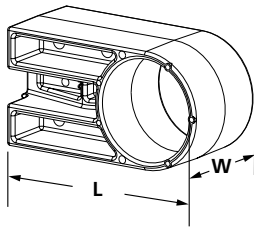
Mounts Secured with Mechanical Fasteners - Single Bundle

Cable Guide Standoff

This cable guide standoff is designed for the use with HellermannTyton's button head ties. The cable guide standoff stands off bundles from frame rails, providing clearance from bolts and other protrusions for protection against abrasion. This mount also allows the flow-through of salt, dirt and other impurities from the road, preventing unwanted build-up on hoses and harnesses. This product perfectly secures convoluted tubing's up to 26mm in diameter.

Features and Benefits

- Tubes are fixed a defined distance from the substructure.
- Defined diameter for the wire entry.
- Retainer is fixed in the hole with BHT-tie.



PART NO.	TYPE	Length (L) in. (mm)	Width (W) in. (mm)	Material	Color	Pkg. Qty.
151-00006	CGS1	2.2 (56.6)	1.0 (25.4)	PA66HIRHSUV	Black	250
133-00285	CGS2	3.2 (82.0)	1.5 (38.1)	PA66HIRHS	Black	150

Dimensions are approximate and subject to technical changes. Use Part No. for ordering and Type for specification purposes.

Bundling and Securing

Heavy Duty Cable Tie Mounts

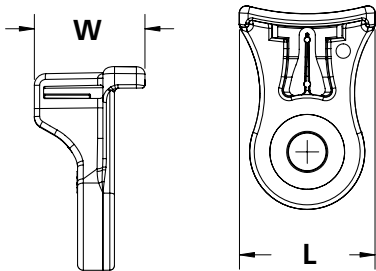
Mounts Secured with Mechanical Fasteners - Single Bundles

Axial Mounts - High Torque

HellermannTyton Axial Mounts stand-off bundles from frame rails and cross members to prevent them from rubbing and chafing. The axial mount accommodates HellermannTyton heavy duty T120, T250, T255 and Wide Strap Cable Ties. It is designed to fit a 5/16" bolt.

Features and Benefits

- Positions bundles off cross members and frame rails to prevent abrasion and chafing.
- Metal insert bushing accommodates high-torque installation.
- Made with high-impact, heat stabilized, and UV material ideal for trucking and heavy equipment environments.



PART NO.	TYPE	Length (L) in. (mm)	Width (W) in. (mm)	Material	Color	Pkg. Qty.
151-02099	SAM320B	1.2 (29.9)	1.0 (25.0)	PA66HIRHSUV	Black	500
151-02102	SAM400B	1.2 (29.9)	1.0 (25.0)	PA66HIRHSUV	Black	500
151-02103	SAM500B	1.2 (29.9)	1.0 (25.0)	PA66HIRHSUV	Black	500

Dimensions are approximate and subject to technical changes. Use Part No. for ordering and Type for specification purposes.

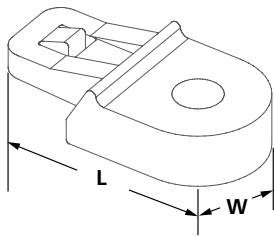
Mounts Secured with Mechanical Fasteners - Single Bundle

Lashing Tie Mounts

The lashing tie mount is designed to snap into the T250 lashing tie. The tie head is assembled perpendicular to the mount. The strap is parallel to the mount when inserted into the head. The lashing tie mount is recommended for indoor or outdoor wall mount cable applications.

Features and Benefits

- The strap is parallel to the mount when inserted into the head, providing a fixed insertion point for the cable tie.



PART NO.	TYPE	Cable Tie Width Max. in. (mm)	Mounting Screw Type	Length (L) in. (mm)	Width (W) in. (mm)	Material	Color	Pkg. Qty.
LTM2500C2	LTM250	0.5 (12.5)	1/4" (M6) Screw	1.5 (37.1)	0.7 (18.5)	PA66HS	Black	100

Dimensions are approximate and subject to technical changes. Use Part No. for ordering and Type for specification purposes.

Bundling and Securing

Heavy Duty Cable Tie Mounts

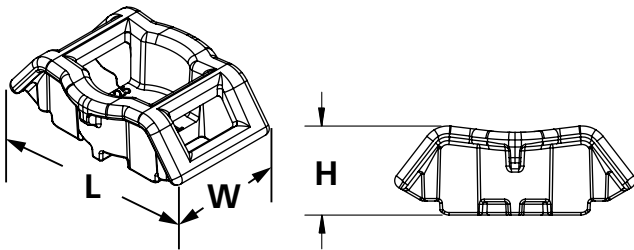
Mounts Secured with Mechanical Fasteners - Multiple Bundles

Low Profile Mount

Low Profile Mounts secure bundles close to mounting surfaces, making them ideal for applications where bundle mounting space is limited. These are secured to the mounting surface with a .25" mechanical fastener and features a counter bore for easy access with a socket. The mount accommodates cable ties up to .5" in width. Single bundles can be positioned on top of the mount, or two bundles can be separated using the two side saddles.

Features and Benefits

- Separates bundles to help prevent chafing and wear.
- Single bundles can be mounted on top of the mount, or two bundles can be separated using the two side saddles; giving the mount versatility.
- Low profile design allows mount to be placed in areas where space is limited.



PART NO.	TYPE	Cable Tie Series	Mounting Screw Type	Length (L) in. (mm)	Width (W) in. (mm)	Height (H) in. (mm)	Material	Color	Pkg. Qty.
151-01122	LPM25	T50 - T250	1/4" (M6) Screw	1.8 (45.1)	1.0 (24.9)	0.7 (16.7)	PA66HIRHSUV	Black	500

Dimensions are approximate and subject to technical changes. Use Part No. for ordering and Type for specification purposes.

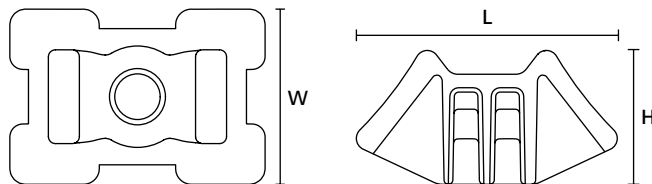
Mounts Secured with Mechanical Fasteners - Multiple Bundles

Two Way Saddle Mounts

HellermannTyton's saddle mount can be installed between two bundles (such as wires, cables, hoses, tubing, conduit, etc.) to separate them and prevent chafing and wear. Fastened to a frame rail or mounting bracket, the H-profile on the saddle mount provides a tight circumferential loop on large and small bundles. Cable ties up to 1/2" wide are used to secure the bundles.

Features and Benefits

- Separates bundles from wear and chafing, providing additional longevity.
- Hexagonal retention feature (S2HM25) captures a bolt or nut requiring tool access from the back side only.
- A socket counterbore allows securing with a socket wrench from the top side for use with a weld stud or bolt (S2CM25.)
- Made from impact modified, heat stabilized, UV resistant material making it ideal for heavy duty applications.



PART NO.	TYPE	Cable Tie Series	Mounting Screw Type	Length (L) in. (mm)	Width (W) in. (mm)	Height (H) in. (mm)	Material	Color	Pkg. Qty.
S2CM258HIRHSH1	S2CM25	T50 - T250	1/4" (M6) Screw	1.8 (45.0)	1.2 (30.0)	0.9 (23.0)	PA66HIRHS	Gray	500
S2CM258HIRHSH2		T50 - T250	1/4" (M6) Screw	1.8 (45.0)	1.2 (30.0)	0.9 (23.0)	PA66HIRHS	Gray	50
S2HM250HIRHSH1	S2HM25	T50 - T250	1/4" (M6) Screw	1.8 (45.0)	1.2 (30.0)	0.9 (23.0)	PA66HIRHSUV	Black	500
S2HM250HIRHSH2		T50 - T250	1/4" (M6) Screw	1.8 (45.0)	1.2 (30.0)	0.9 (23.0)	PA66HIRHSUV	Black	50

Dimensions are approximate and subject to technical changes. Use Part No. for ordering and Type for specification purposes.

Bundling and Securing

Heavy Duty Cable Tie Mounts

Mounts Secured with Mechanical Fasteners - Multiple Bundles

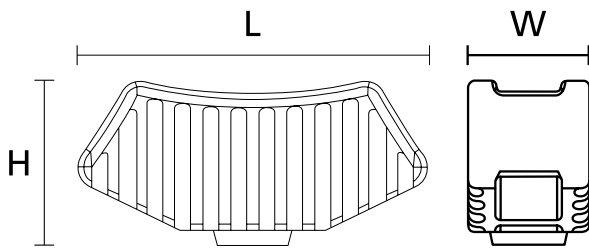
Saddle Mount for the Button Head Tie

HellermannTyton's saddle mounts are designed to be used with button head ties, the saddle mount stands off bundles from frame rails, providing clearance from bolts and other protrusions for protection against abrasion. This mount also allows the flow-through of salt, dirt, and other impurities from the road which prevent unwanted build-up on hoses and harnesses. The tie is snapped into the mount which allows the strap and tie assembly to be pre-installed on the frame rail or panel. The mount can secure three separate bundles, providing parallel spacing between the frame rail and adjacent bundles. The saddle mount is manufactured with a pilot bushing which prevents the cable tie from chafing against the burr edge of the mounting hole.



Features and Benefits

- Secures up to three bundles for multiple routing.
- Provides parallel spacing between frame rail and adjacent bundles to reduce wear.
- Manufactured with a pilot bushing which prevent the cable tie from chafing against the burr edge of the mounting hole.



PART NO.	TYPE	Length (L) in. (mm)	Width (W) in. (mm)	Height (H) in. (mm)	Material	Color	Pkg. Qty.
MSBT1200HIRHSH1	MSBT120	1.9 (48.3)	0.7 (16.5)	0.8 (20.6)	PA66HIRHSUV	Black	500
MSBT1200HIRHSX2		1.9 (48.3)	0.7 (16.5)	0.8 (20.6)	PA66HIRHSUV	Black	25

Dimensions are approximate and subject to technical changes. Use Part No. for ordering and Type for specification purposes.

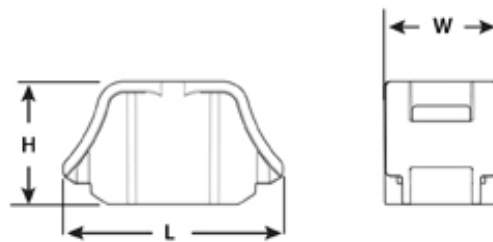
Stud Bolt Mounts

H-Mount Series

HellermannTyton H-Mounts offer a secure bundling solution that utilizes existing frame rail bolts which reduces component costs and improves installation time. The H-mounts have three bundle mounting locations each accommodating ties up to 1/2" wide. H-Mounts fasten with three bolt sizes: 1/2", 5/8", and 3/4". The top tie slot allows the bundle to be positioned directly over the bolt. The two curved tie slots on the sides position the bundles adjacent to the bolt yet away from the frame.

Features and Benefits

- H-Mounts utilize existing frame rail bolts eliminating the need for additional fasteners.
- When used with cable ties, the H-Mounts eliminate the need to carry multiple sizes of fixed bundle diameter clamps which reduces inventory and purchasing costs.
- Top tie slot allows bundles to be positioned in up to three locations, to provide multiple use options.
- Side tie slots are curved to minimize bundle abrasion and position the bundles adjacent to the bolt yet away from the frame.



PART NO.	TYPE	Stud Dia. in. (mm)	Length (L) in. (mm)	Width (W) in. (mm)	Height (H) in. (mm)	Material	Color	Pkg. Qty.
151-00973	HM4	0.375 (9.5)	2.0 (50.0)	1.2 (29.8)	1.0 (24.3)	PA66HIRHSUV	Black	900
151-00812	HM5	0.50 (12.7)	2.0 (50.0)	1.0 (26.0)	1.1 (28.0)	PA66HIRHSUV	Black	900
151-00813	HM6	0.625 (15.9)	2.0 (50.0)	1.0 (26.0)	1.1 (28.0)	PA66HIRHSUV	Black	900
151-00814	HM7	0.75 (19.05)	2.0 (50.0)	1.0 (26.0)	1.1 (28.0)	PA66HIRHSUV	Black	900

Dimensions are approximate and subject to technical changes. Use Part No. for ordering and Type for specification purposes.

Stud Bolt Mounts

H-Mount Drill Bit

The H-Mount drill bit applies the H-mount series to studs. Bit fits all 1/4" drills.

Features and Benefits

- Applies easily to tool for quick and easy installation of H-Mounts.



PART NO.	TYPE	Material	Color	Pkg. Qty.
904-00284	HBIT	ST	Black	1

Dimensions are approximate and subject to technical changes. Use Part No. for ordering and Type for specification purposes.

Bundling and Securing

Heavy Duty Cable Tie Mounts

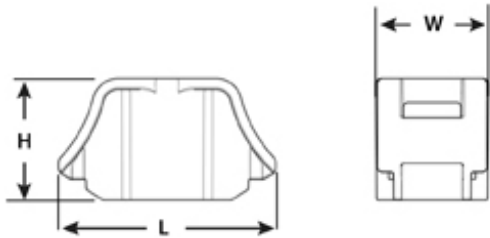
Stud Bolt Mounts

H-Mount Series - Huckspin II Bolt Mounts

HellermannTyton H-Mounts offer a secure bundling solution that utilizes existing frame rail bolts, which reduces component costs and installation times. H-Mounts have three bundle mounting locations, each accommodating ties up to 1/2" wide. These H-Mounts fasten with two Huckspin II bolt sizes: 1/2" and 5/8". The top tie slot allows the bundle to be positioned directly over the bolt. The two curved tie slots on the sides position the bundles adjacent to the bolt yet away from the frame.

Features and Benefits

- H-Mounts utilize existing frame rail bolts eliminating the need for additional fasteners.
- When used with cable ties, the H-Mounts eliminate the need to carry multiple sizes of fixed bundle diameter clamps which reduces inventory and purchasing costs.



PART NO.	TYPE	Bolt Size in. (mm)	Length (L) in. (mm)	Width (W) in. (mm)	Height (H) in. (mm)	Material	Color	Pkg. Qty.
151-00975	HM5A	1/2 (12.7)	2.0 (50.0)	1.0 (26.0)	1.1 (28.0)	PA66HIRHSUV	Black	900
151-00976	HM6A	5/8 (15.9)	2.0 (50.0)	1.0 (26.0)	1.1 (28.0)	PA66HIRHSUV	Black	900

Dimensions are approximate and subject to technical changes. Use Part No. for ordering and Type for specification purposes.

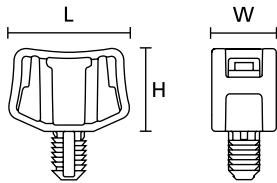
Fir Tree Mounts

Fir Tree Saddle Mounts

The saddle mount acts as a standoff, elevating bundles above bolt protrusions commonly found in frame rails and panels. A tension tab on the mount allows cable ties to be pre-assembled in a ready position prior to bundles being brought to the mount. The mount can secure up to four separate bundles, providing parallel spacing between the frame rail and adjacent bundles. Fir tree eliminates the need for mounting hardware. For use with HellermannTyton T50-T255 ties.

Features and Benefits

- Heavy duty fir tree mount requires low insertion force and high extraction force.
- Impact modified, heat stabilized, UV material makes it ideal for heavy-duty solutions.



PART NO.	TYPE	Mounting Hole Dia. in. (mm)	Panel Thickness in. (mm)	Length (L) in. (mm)	Width (W) in. (mm)	Height (H) in. (mm)	Material	Color	Pkg. Qty.
S3STM500HIRHSC2	S3STM50	0.5 (12.7 - 13.7)	0.1 - 0.5 (1.9 - 13.0)	2.0 (50.0)	0.9 (22.0)	1.4 (35.0)	PA66HIRHSUV	Black	100
S3STM500HIRHSF1		0.5 (12.7 - 13.7)	0.1 - 0.5 (1.9 - 13.0)	2.0 (50.0)	0.9 (22.0)	1.4 (35.0)	PA66HIRHSUV	Black	250

Dimensions are approximate and subject to technical changes. Use Part No. for ordering and Type for specification purposes.

Endless ways to bundle routings with a single solution? Go configure.

How many ways can you route hoses, pipes, harnesses and cables in automotive and electrical applications? The options are endless – and the varying diameters of bundles add to the complexity of creating a universal solution.

That's why we've developed hundreds of configurations for our open clips and locking clamps. And there's always room for one more.

MADE FOR REAL 

Learn what makes this innovative fastener different from the rest: www.hellermann.tyton.com/MOCFamily



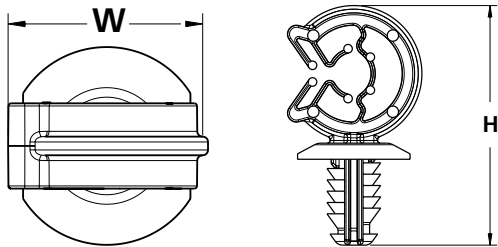
C-Clips

C-Clip with Fir Tree Mount

The C Clip with fir tree mount is ideal for panels with pre-drilled holes. Easy installation by hand eliminates the need for any tools. Once installed, the cable simply snaps into the clip. The cable can be removed and reinstalled without removing the clip. Made from PA66HIRHSUV material, the clip offers increased flexibility along with heat resistance and UV stability.

Features and Benefits

- Pre-drilled holes allows for easy installation by hand.
- Cable can be removed and reinstalled without removing the clip, providing multiple use options.
- Made of PA66HIRHSUV material for withstanding extreme conditions.



PART NO.	TYPE	Max. Bundle Diameter in. (mm)	Mounting Hole Dia. in. (mm)	Height (H) in. (mm)	Width (W) in. (mm)	Material	Color	Pkg. Qty.
151-00927	SC6.6	0.3 (7.6)	0.3 (6.6)	1.3 (33.4)	0.7 (18.3)	PA66HIRHSUV	Black	100

Dimensions are approximate and subject to technical changes. Use Part No. for ordering and Type for specification purposes.

Screw Mount Clips

Screw Mount Wire Retainer

HellermannTyton's screw mount wire retainer was designed for use in harness board assemblies. These wire retainers "stand-off" wire and cable bundles for easier cable tie application. Wires are individually inserted, and bundles are preformed, making harnessing easier. Can be used in conjunction with HellermannTyton's Auto Tool Systems.

Features and Benefits

- Screw mount wire retainer designed for use in harness board assemblies.
- The wire retainers provide a stand-off to the wire and cable bundles for easier cable tie application.
- Wires are individually inserted, and bundles are preformed, making harnessing easier.



PART NO.	TYPE	Max. Bundle Diameter in. (mm)	Mounting Hole Dia. in. (mm)	Height (H) in. (mm)	Width (W) in. (mm)	Length (L) in. (mm)	Material	Color	Pkg. Qty.
HH-20	HH20	0.8 (20.0)	0.2 (3.9)	2.1 (54.0)	1.2 (31.0)	4.0 (100.0)	PA66	Natural	25

Dimensions are approximate and subject to technical changes. Use Part No. for ordering and Type for specification purposes.

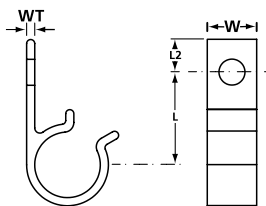
Screw Mount Clips

D-Clip Series

Developed for fixing pipes, cables and hoses, the D-Clips elastic locking system ensures optimal fixing and at the same time, easy removal of the fixed elements by simply pressing the lower latch down and pulling the fixed element.

Features and Benefits

- Available in three sizes, HellermannTyton screw mount clips offer quick, snap-in action.
- These clips allow for easy release for wiring changes or replacements, saving both time and money.



PART NO.	TYPE	Max. Bundle Diameter in. (mm)	Mounting Hole Dia. in. (mm)	Wall Thickness (WT) in. (mm)	Width (W) in. (mm)	Length in. (mm)	Length (L2) in. (mm)	Material	Color	Pkg. Qty.
D10H4	8D10	0.4 (10.0)	0.3 (8.0)	0.1 (2.0)	0.6 (15.0)	0.7 (17.0)	0.3 (8.0)	POM	Black	500
D15L4	8D15	0.6 (15.0)	0.3 (8.0)	0.1 (2.0)	0.6 (15.0)	1.0 (25.0)	0.4 (10.0)	POM	Black	200
D20L4	8D20	0.8 (20.0)	0.3 (8.0)	0.1 (2.5)	0.6 (15.0)	1.1 (28.0)	0.4 (10.0)	POM	Black	200

Dimensions are approximate and subject to technical changes. Use Part No. for ordering and Type for specification purposes.

Bundling and Securing

Clips

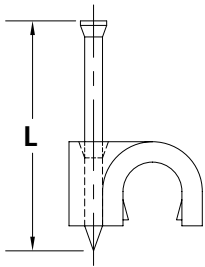
Nail Clips

Nail Clips

HellermannTyton nail clips are easy to use and highly reliable. Tough, precision engineered Nail Clips hold wire and cable securely in place. The nail is made of hardened steel for driving into wood, masonry joints, cinder block, and mortar. The nail clips do not have sharp edges, which reduces the chance of cutting cable jackets or sheaths, causing signal loss. Available in white or black.

Features and Benefits

- Hardened steel nail allows easy installation into wood, masonry joints, cinder block and mortar.
- No sharp edges reduce risk of cutting cables or sheaths.



PART NO.	TYPE	Nominal Dia. in. (mm)	Description	Length (L) in. (mm)	Material	Color	Pkg. Qty.
FC140	FC14	1/2 (14.0)	RG59 and RG6 Flat twin and ground	1.0 (25.0)	PE, ST	Black	100
FC1410		1/2 (14.0)	RG59 and RG6 Flat twin and ground	1.0 (25.0)	PE, ST	White	100
NC70	NC7	1/4 (7.0)	RG6 and RG59 Double shielded	0.8 (20.0)	PE, ST	Black	100
NC710		1/4 (7.0)	RG6 and RG59 Double shielded	0.8 (20.0)	PE, ST	White	100
NC60	NC6	1/4 (6.0)	Telecom, 6 pair, RG59	0.6 (16.0)	PE, ST	Black	100
NC610		1/4 (6.0)	Telecom, 6 pair, RG59	0.6 (16.0)	PE, ST	White	100
NC3.50	NC3.5	1/8 (3.5)	14# Ground wire, telecom, 1 pair	0.6 (16.0)	PE, ST	Black	100
NC3.510		1/8 (3.5)	14# Ground wire, telecom, 1 pair	0.6 (16.0)	PE, ST	White	100
NC90	NC9	3/8 (9.0)	Telecom, 12 pair	0.8 (20.0)	PE, ST	Black	100
NC910		3/8 (9.0)	Telecom, 12 pair	0.8 (20.0)	PE, ST	White	100
NC50	NC5	3/16 (5.0)	Telecom, 4 pair	0.6 (16.0)	PE, ST	Black	100
NC510		3/16 (5.0)	Telecom, 4 pair	0.6 (16.0)	PE, ST	White	100
NC80	NC8	5/16 (8.0)	Telecom, 10 pair RG7 and RG6 double and quad shielded	0.8 (20.0)	PE, ST	Black	100
NC810		5/16 (8.0)	Telecom, 10 pair RG7 and RG6 double and quad shielded	0.8 (20.0)	PE, ST	White	100
NC110	NC11	7/16 (11.0)	Telecom, 25 pair	1.0 (25.0)	PE, ST	Black	100
NC1110		7/16 (11.0)	Telecom, 25 pair	1.0 (25.0)	PE, ST	White	100

Dimensions are approximate and subject to technical changes. Use Part No. for ordering and Type for specification purposes.

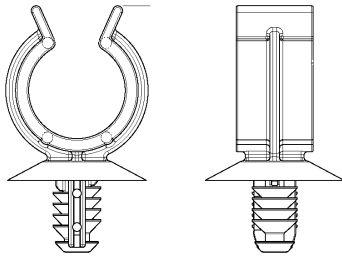
Pipe and Hose Clips

Fir Tree Mount Tube Clip

Designed to offer a durable single-hole mounting, this tube clip allows the installer to insert the fir tree with minimal force while providing a secure hold.

Features and Benefits

- Clip is designed for fixation and bundling of tubes and pipes.



PART NO.	TYPE	Max. Bundle Diameter in. (mm)	Mounting Hole Dia. in. (mm)	Min. Panel Thickness in. (mm)	Max. Panel Thickness in. (mm)	Height in. (mm)	Width in. (mm)	Material	Color	Pkg. Qty.
PC15FT7	PC15FT7	0.6 (15.7)	0.25 - 0.27 (6.4 - 6.8)	0.04 (1.0)	0.31 (6.0)	1.5 (38.1)	0.9 (21.6)	PA66HIRHSUV	Black	1000

Dimensions are approximate and subject to technical changes. Use Part No. for ordering and Type for specification purposes.

Bundling and Securing

Self-Affixing Clips

Bundling Clips

Straight Mini Channels

The mini channel family allows a cost effective routing solution that provides protection and configurable routing. Pieces are modular and interchangeable, providing high levels of customization. Mini channels replace engineered channels that are costly to design and develop.

Features and Benefits

- U-Shape channel that provides 3 sides of protection for wire or bundle.
- High-quality polypropylene material with high heat resistance.



PART NO.	TYPE	Length (L) in. (mm)	Width (W) in. (mm)	Height (H) in. (mm)	Material	Color	Pkg. Qty.	Drawing
133-01476	MINICHNLU	2.0 (50.0)	1.2 (30.0)	0.3 (8.0)	PPT20	Black	3000	

Dimensions are approximate and subject to technical changes. Use Part No. for ordering and Type for specification purposes.

Bundling Clips

Angled Mini Channels

The mini channel family allows a cost effective routing solution that provides protection and configurable routing. Pieces are modular and interchangeable, providing high levels of customization. Mini channels replace engineered channels that are costly to design and develop.

Features and Benefits

- Angled channel allows specific guidance around corners or obstructions.
- U-Shape channel provides three sides of protection for wire or bundle.
- High-quality polypropylene material with high heat resistance.
- Protects against abrasion and other environmental factors.



PART NO.	TYPE	Length (L) in. (mm)	Width (W) in. (mm)	Height (H) in. (mm)	Mounting Hole Dia. in. (mm)	Material	Color	Pkg. Qty.	Drawing
133-01480	45MINICHNL	2.1 (52.0)	1.1 (28.5)	0.1 (1.5)	-	PPT20	Black	4000	
133-01478	45MINICHNL2	3.5 (89.7)	1.9 (47.6)	0.1 (1.5)	0.25 - 0.26 (6.4 - 6.7)	PPT20	Black	900	
133-01479	90MINICHNL	1.5 (38.5)	1.5 (38.5)	0.1 (1.5)	-	PPT20	Black	3500	
133-01477	90MINICHNL2	2.5 (63.5)	2.5 (63.5)	0.1 (1.5)	0.25 - 0.26 (6.4 - 6.7)	PPT20	Black	1600	

Dimensions are approximate and subject to technical changes. Use Part No. for ordering and Type for specification purposes.

Bundling and Securing

Self-Affixing Clips

Bundling Clips

90-Degree Fir Tree Mini Channels

HellermannTyton's Bundling Clips create a solution that allows the harness to be routed around a corner and fixated into the panel at this location.

Features and Benefits

- The 90-degree configuration of this mini channel creates a solution for routing a wire harness around a corner.
- Design allows the mini channel to be used with a wide range of panel thicknesses and hole diameters.



PART NO.	TYPE	Width (W) in. (mm)	Height (H) in. (mm)	Panel Thickness in. (mm)	Mounting Hole Dia. in. (mm)	Material	Color	Pkg. Qty.	Drawing
151-00993	BC90FT6	0.4 (10.0)	1.0 (26.2)	0.02 – 0.23 (0.7 – 6.0)	0.2 - 0.3 (6.1 - 6.9)	PA66HIRHS	Black	2000	
151-01051	BC90FT6B	1.2 (30.5)	1.0 (24.5)	0.02 – 0.22 (0.6 – 5.5)	0.2 - 0.3 (6.1 - 6.9)	PA66HIRHS	Black	4000	

Dimensions are approximate and subject to technical changes. Use Part No. for ordering and Type for specification purposes.

Bundling Clips


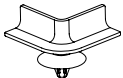
90-Degree Arrowhead Mini Channels

HellermannTyton's Bundling Clips create a solution that allows the harness to be routed around a corner, and fixated into the panel at this location.

Features and Benefits

- The 90-degree configuration of this mini channel creates a solution for routing a wire harness around a corner.



PART NO.	TYPE	Length (L) in. (mm)	Width (W) in. (mm)	Height (H) in. (mm)	Panel Thickness in. (mm)	Mounting Hole Dia. in. (mm)	Material	Color	Pkg. Qty.	Drawing
151-01109	BC90AH2	1.2 (29.5)	0.4 (10.0)	0.9 (23.6)	0.04 – 0.06 (1.0 – 1.5)	0.2 (6.5)	PA66HIRHSUV	Black	4000	
151-00994	BC90AH	1.2 (29.5)	0.4 (10.0)	1.0 (24.0)	0.02 – 0.07 (0.5 – 1.8)	0.2 (6.5)	PA66HIRHSUV	Black	4000	

Dimensions are approximate and subject to technical changes. Use Part No. for ordering and Type for specification purposes.

Bundling and Securing

Self-Affixing Clips

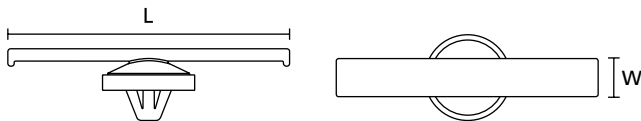
Bundling Clips

Standard Bundling Clips

HellermannTyton Bundling Clips are designed to provide simple and easy methods for securing cable bundles, hoses, or pipes. They are fastened onto the tape bar using tape or cable ties.

Features and Benefits

- The different fixing orientations allow tape clips to be used with a wide range of panel thicknesses and hole diameters.

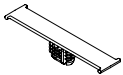
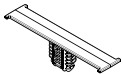
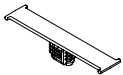
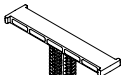


PART NO.	TYPE	Tape Bar Length (L) in. (mm)	Panel Thickness in. (mm)	Min. Mounting Hole Dia. in. (mm)	Max. Mounting Hole Dia. in. (mm)	Material	Color	Pkg. Qty.	Drawing
150-95500	TC5FT6S	1.5 (37.0)	0.03 – 0.06 (0.75 – 1.5)	0.26 (6.4)	0.28 (7.1)	PA66HIRHS	Black	1000	
102-69067	ATSBCKSFT6.5	1.5 (39.0)	0.03 – 0.05 (0.7 – 1.3)	0.25 (6.3)	0.26 (6.7)	PA66HIRHS	Black	500	
151-00651	TC6FT6LG	1.5 (39.3)	0.03 – 0.71 (0.7 – 18.0)	0.24 (6.8)	0.24 (6.2)	PA66HIRHS	Natural	2000	
151-00663	TC6FT6	1.5 (38.1)	0.03 – 0.71 (0.7 – 5.75)	0.24 (6.8)	0.27 (6.2)	PA66HIRHS	Black	10000	
151-01884	BCSFTOVAL2	1.5 (38.7)	0.02 – 0.10 (0.6 – 2.5)	0.24 (6.2)	0.51 (13.0)	PA66HIRHSUV	Natural	8000	
151-01240	BCFTOVAL2	1.5 (38.7)	0.02 – 0.24 (0.6 – 6.0)	0.24 (6.2)	0.51 (13.0)	PA66HIRHS	Natural	10000	
155-16301	WICKELCLIP-VDS	1.6 (40.0)	0.02 – 0.10 (0.6 – 2.5)	0.25 (6.3)	0.35 (9.0)	PA66HIRHS	Black	1000	
150-08110	CHA1	2.1 (54.0)	0.02 – 0.05 (0.5 – 1.2)	0.25 (6.3)	0.26 (7.0)	PA66HS	Black	500	
151-02901	CHA2	2.1 (54.0)	0.02 – 0.08 (0.8 – 2.0)	0.26 (6.5)	0.28 (7.0)	PA66	Black	500	
155-30802	TC2FT6LG	2.2 (55.0)	0.02 – 0.20 (0.6 – 5.1)	0.25 (6.3)	0.28 (7.0)	PA66HIRHS	Black	14000	
155-11601	BCSFT6.5 16-3MD	2.2 (55.0)	0.06 – 0.12 (1.5 – 3.0)	0.25 (6.3)	0.26 (6.7)	PA66HIRHS	Black	500	
151-00029	TCOP70x120	2.2 (55.0)	0.02 – 0.24 (0.6 – 6.0)	0.28 (7.0)	0.47 (12.0)	PA66HIRHS	Black	5000	

Dimensions are approximate and subject to technical changes. Use Part No. for ordering and Type for specification purposes.

Bundling Clips

Standard Bundling Clips

PART NO.	TYPE	Tape Bar Length (L) in. (mm)	Panel Thickness in. (mm)	Min. Mounting Hole Dia. in. (mm)	Max. Mounting Hole Dia. in. (mm)	Material	Color	Pkg. Qty.	Drawing
151-01883	BCSFTOVAL	2.3 (58.0)	0.02 – 0.10 (0.6 – 2.5)	0.24 (6.2)	0.51 (13.0)	PA66HIRHSUV	Natural	8000	
151-01403	BCFTOVAL	2.3 (58.0)	0.02 – 0.24 (0.5 – 6.0)	0.24 (6.2)	0.51 (13.0)	PA66HIRHS	Black	8000	
151-01239		2.3 (58.0)	0.02 – 0.24 (0.6 – 6.0)	0.24 (6.2)	0.51 (13.0)	PA66HIRHS	Natural	8000	
151-01888	BCFTOVALXL	2.3 (58.0)	0.02 – 0.43 (0.6 – 11.0)	0.24 (6.2)	0.51 (13.0)	PA66HIRHSUV	Natural	3000	

Dimensions are approximate and subject to technical changes. Use Part No. for ordering and Type for specification purposes.

Bundling and Securing

Self-Affixing Clips

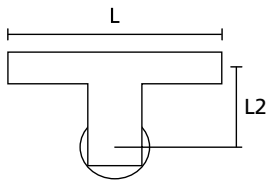
Bundling Clips

Standoff Bundling Clips

Standoff bundling clips provide a straightforward way to secure cable bundles, hoses or pipes. The bundle fastens to the tape bar using tape or cable ties. Multiple orientations allow tape clips to be used with a wide range of panel thicknesses and hole diameters. Standoff keeps bundles away from mounting area to prevent them from damage due to rubbing.

Features and Benefits

- Clip can be installed by hand – no need for hardware or tools.
- Design provides low insertion and high extraction force, for simple, secure performance.
- Clip keeps bundle away from areas that could cause damage due to rubbing.

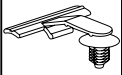
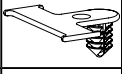
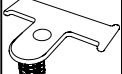
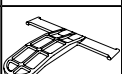
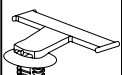
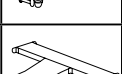
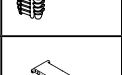
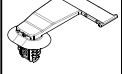
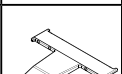



PART NO.	TYPE	Length (L) in. (mm)	Panel Thickness in. (mm)	Mounting Hole Dia. in.	Mounting Hole Dia. (mm)	Offset Length (L2) in. (mm)	Material	Color	Pkg. Qty.	Drawing
151-00077	CH20D6	2.0 (50.0)	0.03 – 0.06 (0.6 – 1.4)	0.25 - 0.28	(6.4 - 7.0)	0.8 (20.0)	PA66HS	Black	100	
151-02600	CH20D7	2.0 (50.0)	0.03 – 0.06 (0.6 – 1.4)	0.25 - 0.28	(6.4 - 7.0)	0.8 (20.0)	PA66	Black	100	
150-09201	COW20DP7	0.8 (42.0)	0.03 – 0.18 (0.8 – 4.5)	0.25 - 0.28	(6.4 - 6.8)	0.8 (20.0)	PA66	Brown	500	
151-00080	COW30DP7	1.7 (43.2)	0.03 – 0.18 (0.8 – 4.5)	0.25 - 0.28 0.24 - 0.26	(6.3 - 7.0), (6.1 - 6.6) (hexagonal)	1.2 (30.0)	PA66HS	Black	500	
155-30902	SOC4 M.FT6	2.2 (55.0)	0.03 – 0.20 (0.7 – 5.1)	0.25 - 0.28	(6.5 - 7.0)	0.8 (20.0)	PA66HIRHS	Black	500	
151-00074	SOC5FT6LG	2.2 (55.0)	0.03 – 0.20 (0.7 – 5.1)	0.25 - 0.28 0.24 - 0.26	(6.5 - 7.0), (6.1 - 6.6) (hexagonal)	0.5 (13.0)	PA66HIRHS	Black	500	
151-00023	SOC6	2.2 (55.0)	0.03 – 0.14 (0.8 – 3.5)	0.25 - 0.28 0.24 - 0.26	(6.3 - 7.0), (6.1 - 6.6) (hexagonal)	0.9 (22.0)	PA66HIRHS	Black	500	
151-00629	SOC7FT6	2.2 (56.0)	0.03 – 0.22 (0.7-5.75)	0.25 - 0.27	6.4 - 7.1)	1.2 (31.0)	PA66HIRHSUV	Black	3000	
151-00650	SOC8FT6	2.2 (61.0)	0.03 – 0.22 (0.7 – 5.75)	0.24 - 0.27	(6.2 - 6.8)	0.6 (15.9)	PA66HIRHS	Natural	2000	

Dimensions are approximate and subject to technical changes. Use Part No. for ordering and Type for specification purposes.

Bundling Clips

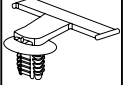

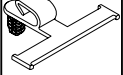
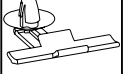
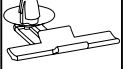
Standoff Bundling Clips

PART NO.	TYPE	Length (L) in. (mm)	Panel Thickness in. (mm)	Mounting Hole Dia. in.	Mounting Hole Dia. (mm)	Offset Length (L2) in. (mm)	Material	Color	Pkg. Qty.	Drawing
151-00665	SOC8FT6LG	1.6 (40.0)	0.03 – 0.23 (0.7 – 5.75)	0.26 - 0.28	(6.5 - 7.0)	0.9 (22.0)	PA66HIRHS	Black	1000	
151-01153	SOC9FT6	1.4 (35.5)	0.02 – 0.24 (0.51 – 6.1)	0.24 - 0.27	(6.1 - 6.9)	0.8 (20.3)	PA66HIRHSUV	Natural	4000	
151-01154	SOC9FT6XLG	1.4 (35.5)	0.02 – 0.09 (0.51 – 12.3)	0.24 - 0.27	(6.1 - 6.9)	0.6 (15.8)	PA66HIRHS	Natural	5000	
151-00903	SOC10FT6LG	2.3 (58.0)	0.02 – 0.23 (0.6 - 5.75)	0.24 x 0.27	(6.1 - 6.9), 6.35) (hexagonal)	1.7 (43.4)	PA66HIRHS	Natural	3000	
151-00992	SOC11FTOVAL	2.0 (50.2)	0.02 – 0.27 (0.51 – 6.86)	0.24 x 0.48 0.26 x 0.50 0.26 x 0.51 0.28 x 0.47	(6.2 x 12.2), (6.5 x 12.5), (6.5 x 13.0), (7.0 x 12.0)	0.8 (20.0)	PA66HIRHS	Black	3000	
151-00932		2.0 (50.2)	0.02 – 0.27 (0.51 – 6.86)	0.24 x 0.48 0.25 x 0.50 0.25 x 0.50 0.27 x 0.47	(6.2 x 12.2), (6.5 x 12.5), (6.5 x 13.0), (7.0 x 12.0)	0.8 (20.0)	PA66HIRHS	Natural	3000	
151-01117	SOC12FTOVAL	2.0 (50.0)	0.02 – 0.27 (0.51 – 6.86)	0.24 x 0.48 0.26 x 0.50 0.26 x 0.51 0.28 x 0.47	(6.2 x 12.2), (6.5 x 12.5), (6.5 x 13.0), (7.0 x 12.0)	1.3 (32.0)	PA66HIRHS	Black	1500	
151-01238		2.0 (50.0)	0.02 – 0.27 (0.51 – 6.86)	0.24 x 0.48 0.25 x 0.50 0.25 x 0.50 0.27 x 0.47	(6.2 x 12.2), (6.5 x 12.5), (6.5 x 13.0), (7.0 x 12.0)	1.3 (32.0)	PA66HIRHS	Natural	1500	
151-01125	SOC13FT6LGL	1.7 (43.2)	0.02 – 0.23 (0.6 - 5.75)	0.24 - 0.27	(6.1 - 6.9), 6.35) (hexagonal)	0.8 (20.3)	PA66HIRHS	Gray	5000	
151-01126	SOC13FT6LGR	1.7 (43.2)	0.02 – 0.23 (0.51 – 5.8)	0.24 - 0.27	(6.1 - 6.9)	0.8 (20.3)	PA66HIRHSUV	Black	5000	

Dimensions are approximate and subject to technical changes. Use Part No. for ordering and Type for specification purposes.

Bundling Clips

Standoff Bundling Clips

PART NO.	TYPE	Length (L) in. (mm)	Panel Thickness in. (mm)	Mounting Hole Dia. in.	Mounting Hole Dia. (mm)	Offset Length (L2) in. (mm)	Material	Color	Pkg. Qty.	Drawing
151-01018	SOC13FTOVAL	2.0 (50.0)	0.02 – 0.16 (0.6 – 4.0)	0.24 x 0.48 0.25 x 0.50 0.25 x 0.50 0.27 x 0.47	(6.2 x 12.2), (6.5 x 12.5), (6.5 x 13.0), (7.0 x 12.0)	0.8 (20.0)	PA66HIRHS	Black	1000	
133-01497	SOC14FT6	1.8 (45.0)	0.02 – 0.20 (0.51 – 5.08)	0.24 - 0.27	(6.1 - 6.9)	0.8 (20.3)	PA66HIRHSUV	Natural	5000	
151-00623	SOCHFT6	2.2 (56.0)	0.03 – 0.22 (0.76 – 5.59)	0.25 - 0.27	(6.35 - 7.0)	1.2 (31.0)	PA66HIRHSUV	Black	1500	
150-45397	STAND OFF CLIP	1.6 (40.0)	0.02 – 0.06 (0.4 – 1.6)	0.26 - 0.27	(6.5 - 6.8)	1.2 (31.0)	PA66HIRHS	Black	500	
155-01600	STAND-OFF-CLIP-2	1.6 (40.0)	0.02 – 0.06 (0.4 – 1.6)	0.26 - 0.27	(6.5 - 6.8)	1.0 (25.0)	PA66HIRHS	Black	500	

Dimensions are approximate and subject to technical changes. Use Part No. for ordering and Type for specification purposes.

Bundling Clips



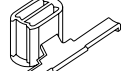
Stud Mount Bundling Clips

HellermannTyton Stud Mount Bundling Clips are easily inserted on a 5mm stud and secure the bundle away from the mounting hole. They are designed to provide simple and easy methods of securing cable bundles, hoses, or pipes. They are fastened onto the tape bar using tape or cable ties.

Features and Benefits

- Tape clips are designed to provide simple and easy methods of securing cable bundles, hoses, or pipes.
- They are fastened onto the tape bar using tape or cable ties.
- The different fixing orientations allow tape clips to be used with a wide range of panel thicknesses and hole diameters.



PART NO.	TYPE	Length (L) in. (mm)	Stud Dia. in. (mm)	Weld Distance Stud to Bundle in. (mm)	Material	Color	Pkg. Qty.	Drawing
151-00016	BC30	2.2 (55.0)	0.2 (5.0)	1.9 (30.0)	PA66HIRHS	Black	1000	
151-00017	BC2212	2.2 (55.0)	0.2 (5.0)	0.9 (22.8)	PA66HIRHS	Black	1000	
151-26101	TC-SB5C	2.2 (55.0)	0.2 (5.0)	0.5 (12.5)	PA66HS	Black	500	

Dimensions are approximate and subject to technical changes. Use Part No. for ordering and Type for specification purposes.

Bundling and Securing

Self-Affixing Clips

Connector Clips

Connector Clips

Connector Clips feature various attachment point configurations to accommodate the many connectors on the market. They are first mated with a connector on a wire harness or cable assembly, then secured to a surface using the integrated mount. With so many configurations available, attachment surfaces can be a hole, stud or even another harness assembly.

Features and Benefits

- HellermannTyton Connector Clips provide a single method to mount connectors to various surfaces in a variety of applications.
- Highly engineered designs feature anti-rattle discs, anti-rotation oval fir trees and clamps for mounting on edges.
- An assortment of Connector Clips is available to fit the variety of connector slot designs made by most of the largest global connector manufacturers.



PART NO.	TYPE	Panel Thickness in. (mm)	Mounting Hole Dia. in. (mm)		Material	Color	Pkg. Qty.
151-00513	YCCSFT62122	0.02 - 0.04 (0.6 - 1.0)	0.24 - 0.48	(6.2 x 12.2)	PA66HIRHS	Black	500
151-01033	CCOVAL6	0.02 - 0.12 (0.6 - 3.0)	0.24 x 0.48 0.25 x 0.50 0.25 x 0.50 0.27 x 0.47	(6.2 x 12.2), (6.5 x 12.5), (6.5 x 13.0), (7.0 x 12.0)	PA66HIRHS	Black	4000
155-36002	STECKERHALTER SITZ	0.02 - 0.12 (0.6 - 3.0)	0.26 - 0.28	(6.5 - 7.0)	PA66HIRHS	Black	1000
151-00180	YCCFT62x122	0.02 - 0.24 (0.6 - 6.0)	0.24 x 0.48	(6.2 x 12.2)	PA66HIRHS	Black	1000
151-01108	CCOVAL2	0.02 - 0.24 (0.6 - 6.0)	0.24 x 0.48 0.25 x 0.50 0.25 x 0.50 0.27 x 0.47	(6.2 x 12.2), (6.5 x 12.5), (6.5 x 13.0), (7.0 x 12.0)	PA66HIRHS	Black	5000
151-00925	CCOVAL	0.02 - 0.24 (0.6 - 6.0)	0.24 x 0.48 0.25 x 0.50 0.25 x 0.50 0.27 x 0.47	(6.2 x 12.2), (6.5 x 12.5), (6.5 x 13.0), (7.0 x 12.0)	PA66HIRHS	Black	5000
151-01259		0.02 - 0.24 (0.5 - 6.0)	0.24 x 0.48 0.26 x 0.50 0.26 x 0.51 0.28 x 0.47	(6.2 x 12.2), (6.5 x 12.5), (6.5 x 13.0), (7.0 x 12.0)	PA66HIRHS	Natural	5000
151-00765	CC09	0.02 - 0.25 (0.6 - 6.4)	0.35 x 0.67	(9.0 x 17.0)	PA66HIRHS	Black	1000
151-01136	CC12	0.02 - 0.26 (0.5 - 6.5)	0.31 x 0.59	(8.0 x 15.0)	PA66HIRHS	Black	4000
151-01244	CCOVAL3	0.02 - 0.27 (0.5 - 6.8)	0.24 x 0.48 0.26 x 0.50 0.26 x 0.51 0.28 x 0.47	(6.2 x 12.2), (6.5 x 12.5), (6.5 x 13.0), (7.0 x 12.0)	PA66HIRHS	Black	3500
151-01286	CCOVAL5	0.02 - 0.27 (0.5 - 6.8)	0.24 x 0.48 0.26 x 0.50 0.26 x 0.51 0.28 x 0.47	(6.2 x 12.2), (6.5 x 12.5), (6.5 x 13.0), (7.0 x 12.0)	PA66HIRHS	Black	4000

Dimensions are approximate and subject to technical changes. Use Part No. for ordering and Type for specification purposes.

Connector Clips

Connector Clips

PART NO.	TYPE	Panel Thickness in. (mm)	Mounting Hole Dia. in. (mm)		Material	Color	Pkg. Qty.
151-01246	CCOVAL4	0.02 - 0.27 (0.5 - 6.8)	0.24 x 0.48 0.26 x 0.50 0.26 x 0.51 0.28 x 0.47	(6.2 x 12.2), (6.5 x 12.5), (6.5 x 13.0), (7.0 x 12.0)	PA66HIRHS	Black	5000
151-00835	YCCKSFT62x122PT0.7-1.3	0.03 - 0.05 (0.7 - 1.3)	0.24 - 0.48	(6.2 x 12.2)	PA66HIRHS	Black	10000
151-00833	YCCKSFT62x122PT0.7-1.3 90°	0.03 - 0.05 (0.7 - 1.3)	0.24 x 0.48	(6.2 x 12.2)	PA66HIRHS	Black	10000
151-00785	CCFT6LG	0.03 - 0.16 (0.7 - 4.0)	0.24 - 0.26	(6.0 - 6.7)	PA66HIRHS	Black	5000
155-30702	FT6LG.YAZ.CONNECT-TS	0.03 - 0.2 (0.7 - 5.1)	0.25 - 0.28	(6.4 - 7.1)	PA66HIRHS	Black	500
155-32602	FT6LG.M.St.Aufn.II	0.03 - 0.2 (0.8 - 5.0)	0.26 - 0.28	(6.5 - 7.0)	PA66HIRHS	Black	500
151-00677	CC08	0.03 - 0.23 (0.8 - 5.75)	0.08 x 0.26	6.25 - 6.75)	PA66HIRHS	Natural	5000
155-03800	FT6LG-AMP	0.03 - 0.24 (0.7 - 6.0)	0.26 - 0.28	(6.5 - 7.0)	PA66HIRHS	Black	500
151-00786	CCFT6XLG	0.03 - 0.43 (0.7 - 11.0)	0.24 - 0.26	(6.0 - 6.7)	PA66HIRHS	Black	5000
155-38102	YCC-FT6-S	0.04 - 0.06 (0.8 - 1.5)	0.26 - 0.28	(6.5 - 7.0)	PA66HIRHS	Black	500
151-00464	EC6mod	0.04 - 0.12 (1.0 - 3.0)	-	-	PA66HIRHS	Black	1000
151-01113	EC46	0.04 - 0.12 (1.0 - 3.0)	-	-	PA66HIRHSUV	Black	5000
151-00620	CCIISFT6.5x13	0.04 - 0.12 (0.7 - 3.0)	0.26 - 0.51	(6.5 x 13.0)	PA66HIRHS	Black	500
151-00459	FT6LG.JAE.CONNECT.TS	0.04 - 0.20 (0.7 - 5.1)	0.26 - 0.28	(6.5 - 7.0)	PA66HIRHS	Black	500
151-00235	Big YCC TS	0.04 - 0.20 (0.7 - 5.1)	0.26 - 0.28	(6.4 - 7.1)	PA66HIRHS	Black	500
151-00430	EC43	0.06 - 0.16 (1.5 - 4.0)	-	-	PA66HIRHS	Black	500
151-00429	EC42	0.06 - 0.16 (1.5 - 4.0)	-	-	PA66HIRHS	Black	500
151-00836	YCCKSFT62x122PT1.7-2.3	0.07 - 0.09 (1.7 - 2.3)	0.24 - 0.48	(6.2 x 12.2)	PA66HIRHS	Black	10000
151-00834	YCCKSFT62x122PT1.7-2.3 90°	0.07 - 0.09 (1.7 - 2.3)	0.24 - 0.48	(6.2 x 12.2)	PA66HIRHS	Black	10000
151-00775	CCSFT6.5	0.07 - 0.09 (1.7 - 2.3)	0.25 - 0.26	(6.3 - 6.7)	PA66HIRHS	Black	5000
151-00194	CCSFT7x12	0.08 - 0.31 (0.8 - 2.0)	0.28 - 0.47	(7.0 x 12.0)	PA66HIRHS	Black	500
151-00499	ECC1CPT	0.12 - 0.31 (3.0 - 6.0)	-	-	PA66HIRHS	Black	500

Dimensions are approximate and subject to technical changes. Use Part No. for ordering and Type for specification purposes.

Bundling and Securing

Self-Affixing Clips

Edge Clips

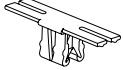
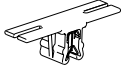

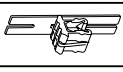
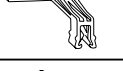
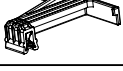
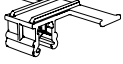
Edge Clip and Tape Clip Combination

HellermannTyton's edge clips are designed specifically to route bundles by securing them to the edge of a plastic or metal sheet without the need for a mounting hole. These edge clips are molded to a tape bar, which can be secured to cables with cable ties or tape. The clip is easy to secure, and the extraction force is high due to the integrated metal clamp that holds the edge clip in place.

Features and Benefits

- Edge clip applies easily to plastic and metal edges without the need for a mounting hole.
- Tape bar provides a convenient surface for securing a bundle using a cable tie or tape.



PART NO.	TYPE	Panel Thickness in. (mm)	Length (L) in. (mm)	Width (W) in. (mm)	Material	Color	Pkg. Qty.	Drawing
151-03404	EC14	0.04 – 0.12 (1.0 – 3.0)	1.6 (40.0)	0.4 (10.0)	PA66HIRHS	Black	500	
151-03401	EC15	0.04 – 0.12 (1.0 – 3.0)	1.6 (40.0)	0.4 (10.0)	PA66HIRHS	Black	500	
151-03402	EC16	0.04 – 0.12 (1.0 – 3.0)	1.6 (40.0)	0.4 (10.0)	PA66HIRHS	Black	500	
151-03403	EC17	0.04 – 0.12 (1.0 – 3.0)	1.8 (46.5)	0.4 (10.0)	PA66HIRHS	Black	500	
EC30.HB6P	EC30	0.04 – 0.12 (1.0 – 3.0)	2.0 (50.0)	0.4 (9.0)	PA66HIRHS	Black	500	
151-00152	EC31	0.04 – 0.12 (1.0 – 3.0)	2.4 (60.0)	0.4 (9.0)	PA66HIRHS	Black	500	
151-01206	EC48	0.12 – 0.24 (3.0 – 6.0)	2.0 (50.0)	1.2 (29.7)	PA66HIRHS	Black	5000	

Dimensions are approximate and subject to technical changes. Use Part No. for ordering and Type for specification purposes.

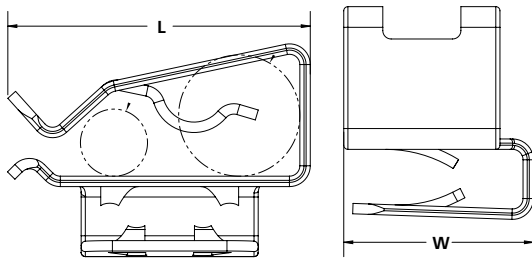
Edge Clips

90° Metal Edge Clip

HellermannTyton's 90-Degree Metal Edge Clip provides an excellent alternative to managing wire and PV cables where plastic fasteners are not the preferred method. Designed for effortless insertion, this edge clip also has a high extraction force. The 90-degree configuration secures cables to a panel in a perpendicular orientation. Metal construction tolerates extreme environments, and a low-profile design allows the clip to be installed on a wide variety of module edges.

Features and Benefits

- Integrated design allows for easy insertion by hand.
- 1.5–2mm panel thickness range allows for multiple applications.
- Double-compression design that accommodates various sizes of wire and cable.
- Presents a high extraction force for withstanding extreme conditions.



PART NO.	TYPE	Min. Panel Thickness in. (mm)	Max. Panel Thickness in. (mm)	Min. Cable Diameter in. (mm)	Max. Cable Diameter in. (mm)	Length (L) in. (mm)	Width (W) in. (mm)	Material	Color	Pkg. Qty.
151-02189*	MSC90	0.06 (1.5)	0.078 (2.0)	0.2 (4.1)	0.3 (7.0)	0.7 (18.4)	0.5 (11.6)	SS304	Metal	100

Dimensions are approximate and subject to technical changes. Use Part No. for ordering and Type for specification purposes.
 *This product meets UL standards. Please see appendix for specific file numbers.

Bundling and Securing

Self-Affixing Clips

Edge Clips

Heavy Duty Metal Edge Clip

HellermannTyton's Heavy Duty Metal Edge Clip provides an excellent alternative to managing wire and PV cables where plastic fasteners are not the preferred method. Designed for effortless insertion, the Heavy Duty Edge Clip has a high extraction force that tolerates extreme environments and provides assurance that the cables are secure on a panel. This Metal Edge Clip is simple to install and can easily be removed with a flathead screwdriver.

Features and Benefits

- Integrated design allows for easy insertion by hand.
- 1–3mm panel thickness range allows for multiple applications.
- Double-compression design that accommodates various sizes of wire and cable.
- Presents a high extraction force for withstanding extreme conditions.



PART NO.	TYPE	Panel Thickness in. (mm)	Min. Cable Diameter in. (mm)	Max. Cable Diameter in. (mm)	Length (L) in. (mm)	Width (W) in. (mm)	Material	Color	Pkg. Qty.
151-00982*	MSC2	0.0 - 0.1 (1.0 - 3.0)	0.2 (5.0)	0.3 (7.6)	1.0 (24.1)	0.5 (13.0)	SS304	Metal	100

Dimensions are approximate and subject to technical changes. Use Part No. for ordering and Type for specification purposes.
 *This product meets UL standards. Please see appendix for specific file numbers.

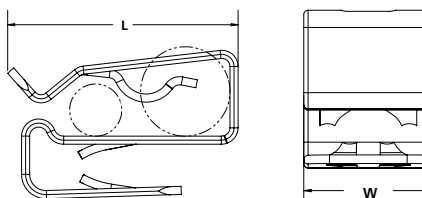
Edge Clips

Low Profile Metal Edge Clip

Designed for more confined areas, HellermannTyton's Low Profile Metal Edge Clip provides an excellent alternative to managing wire and PV cables where plastic fasteners are not the preferred method. Designed for effortless insertion, the Metal Edge Clip has a high extraction force that tolerates extreme environments and provides assurance that the cables are secure on a panel. The Metal Edge Clip is simple to install and can easily be removed with a flathead screwdriver.

Features and Benefits

- Integrated design allows for easy insertion by hand.
- 1.5–2.0mm panel thickness range allows for multiple applications.
- Double-compression design that accommodates various sizes of wire and cable.
- Presents a high extraction force for withstanding extreme conditions.



PART NO.	TYPE	Panel Thickness in. (mm)	Min. Cable Diameter in. (mm)	Max. Cable Diameter in. (mm)	Length (L) in. (mm)	Width (W) in. (mm)	Material	Color	Pkg. Qty.
151-01699*	MSC2LP	0.1 - 0.1 (1.5 - 2.0)	0.2 (4.1)	0.3 (7.0)	0.7 (17.0)	0.4 (9.5)	SS304	Metal	100

Dimensions are approximate and subject to technical changes. Use Part No. for ordering and Type for specification purposes.
 *This product meets UL standards. Please see appendix for specific file numbers.

Edge Clips

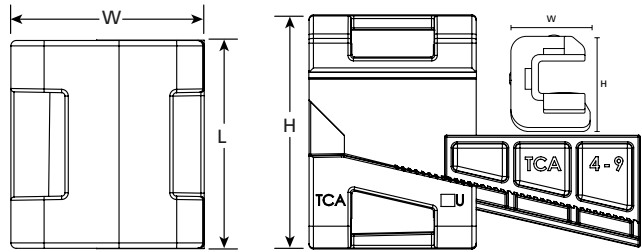
Heavy Duty Wedge Clips

The Wedge Clip, paired with any HellermannTyton heavy duty Cable Tie, routes cables along a frame or rail in vertical or horizontal applications. A robust design and durable materials make it ideal for extreme-duty applications. The integrated wedge mechanism slides along a stepped grade until snug against the mounting surface. Inside the clip is a 3M™ VHB™ (Very High Bond) adhesive pad, which actually builds strength over time. This holds the clip to the work surface instantly, enabling installers to place it into position without worrying about it falling off prior to fastening. The combination of adhesive and the clip's vice-like compression result in incredible extraction force without the need to drill holes. The Wedge Clip is offered in three sizes.



Features and Benefits

- Two-piece ratcheting wedge design allows for easy, positive-locking size adjustment.
- Peel and stick 3M™ VHB™ adhesive inside clip increases grip and enables one-hand installation.
- Heat-stabilized, glass-filled PA66 assembly delivers remarkable extraction force without drilling.
- Three sizes cover a wide range of mounting thicknesses, reducing part inventory.
- 4-way, wide slot accommodates our heavy-duty and Wide-Strap Series Cable Ties.



PART NO.	TYPE	Panel Thickness in. (mm)	Length (L) in. (mm)	Width (W) in. (mm)	Height (H) in. (mm)	Material	Color	Pkg. Qty.
151-01565	BCAA	0.0 - 0.2 (0.0 - 5.0)	1.2 (30.8)	1.1 (28.6)	1.7 (43.1)	PA66HSGF30	Black, Green	200
151-01566	BCBLGA	0.2 - 0.4 (4.0 - 9.0)	1.2 (30.8)	1.1 (28.6)	1.7 (43.1)	PA66HSGF30	Black	200
151-01567	BCCLGA	0.3 - 0.5 (8.0 - 13.0)	1.2 (30.8)	1.1 (28.6)	1.7 (43.1)	PA66HSGF30	Black, Gray	200

Dimensions are approximate and subject to technical changes. Use Part No. for ordering and Type for specification purposes. 3M and VHB are trademarks of 3M Company.

Bundling and Securing

Self-Affixing Clips

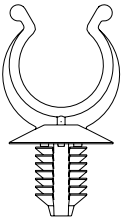
Convolute Tubing Clips

Convolute Tubing Mounts

Convolute Tubing Clips provide a quick and easy method for firmly securing corrugated covered cables and wires to a surface. Applications such as this can be found in a wide variety of industries such as the wire harness, automotive, trucking, and heavy equipment manufacturing industries.

Features and Benefits

- Clip includes an internal rib that spans the inside of the bracket to fit securely into the profile of the tubing to prevent lateral movement and slipping of the tubing.
- Fir tree design provides low insertion forces and high extraction forces.
- Extended fir tree allows for a wide range of panel thicknesses.



PART NO.	TYPE	Nominal Dia. in. (mm)	Min. Panel Thickness in. (mm)	Max. Panel Thickness in. (mm)	Mounting Hole Dia. in. (mm)	Material	Color	Pkg. Qty.
151-00018	CTC10FT6LG	3/8 (10.0)	0.04 (0.75)	0.03 (6.0)	0.26 - 0.28 (6.5 - 7.0)	PA66HIRHS	Black	500
155-17801	CTC10FT9	3/8 (10.0)	0.12 (3.0)	0.12 (5.0)	0.34 - 0.35 (8.7 - 9.0)	PA66HIRHS	Black	500
151-14312	CTC13FT6	1/2 (13.0)	0.04 (0.75)	0.03 (3.0)	0.26 - 0.28 (6.5 - 7.0)	PA66HIRHS	Black	500
151-00019	CTC13FT6LG	1/2 (13.0)	0.04 (0.75)	0.24 (6.0)	0.26 - 0.28 (6.5 - 7.0)	PA66HIRHS	Black	500
151-00783	CTCFT6	1-9/16 (15.0)	0.04 (0.7)	0.03 (4.5)	0.25 - 0.28 (6.3 - 6.7)	PA66HIRHS	Black	5000
151-00621	CTCL16FT6LG	5/8 (16.0)	0.02 (0.7)	0.5 (13.0)	0.25 - 0.28 (6.3 - 7.0)	PA66HIRHS	Black	1500

Dimensions are approximate and subject to technical changes. Use Part No. for ordering and Type for specification purposes.

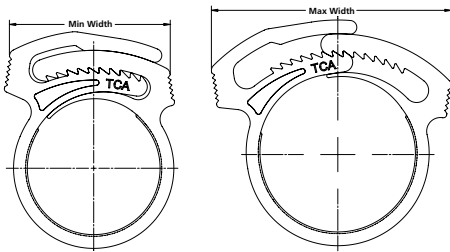
Hose Clamps

Snapper Hose Clamps Polyamide 6.6 Glass Filled Impact Modified Heat Stabilized

The Snapper Hose Clamp features a ratchet-style closure for reduced assembly time. It can be added after connection of the hose. Release by sliding the ratchet ends apart. Snappers can be used in under-hood applications and are stable in a wide variety of chemicals including salts, bases, alcohols, ethers, detergents, gasoline, lubricating oils and greases. They are manufactured in black PA66 glass filled, impact modified, heat stabilized material. Custom design and color options are available based upon application and volume requirements.

Features and Benefits

- Installation and removal can be five times faster than conventional clamps.
- Heat stabilized material is suitable for high-temperature applications.
- Can be installed with hose in place.
- One-handed installation in tight places.



PART NO.	TYPE	Min. Diameter in. (mm)	Max. Diameter in. (mm)	Width in. (mm)	Wall Thickness in. (mm)	Min. Width in. (mm)	Max. Width in. (mm)	Material	Color	Pkg. Qty.
SNP1GHS0C2	SNP1	0.2 (6.0)	0.3 (6.7)	0.1 (3.8)	0.0 (1.0)	0.3 (8.4)	0.5 (11.7)	PA66GF13	Black	100
SNP1GHS0M4		0.2 (6.0)	0.3 (6.7)	0.1 (3.8)	0.0 (1.0)	0.3 (8.6)	0.5 (11.8)	PA66GF13	Black	1000
SNP1.25GHS0M4	SNP1.25	0.3 (7.2)	0.3 (7.7)	0.2 (3.8)	0.0 (1.1)	0.4 (10.6)	0.5 (12.6)	PA66GF13	Black	1000
SNP1.25GHS0C2		0.3 (7.2)	0.3 (7.7)	0.2 (3.8)	0.0 (1.1)	0.4 (10.6)	0.5 (12.6)	PA66GF13	Black	100
SNP1.5GHS0M4	SNP1.5	0.3 (8.0)	0.4 (8.9)	0.1 (3.7)	0.1 (1.4)	0.4 (10.5)	0.6 (15.0)	PA66GF13	Black	1000
SNP1.5GHS0C2		0.3 (8.0)	0.4 (8.9)	0.1 (3.7)	0.1 (1.4)	0.4 (10.5)	0.6 (15.0)	PA66GF13	Black	100
SNP2GHS0C2	SNP2	0.4 (9.3)	0.4 (10.4)	0.2 (5.9)	0.1 (1.7)	0.5 (12.2)	0.7 (17.6)	PA66GF13	Black	100
SNP2GHS0M4		0.4 (9.3)	0.4 (10.4)	0.2 (5.9)	0.1 (1.7)	0.5 (12.2)	0.7 (17.5)	PA66GF13	Black	1000
SNP3GHS0C2	SNP3	0.4 (10.1)	0.5 (11.4)	0.2 (5.9)	0.1 (1.8)	0.6 (14.4)	0.8 (20.5)	PA66GF13	Black	100
SNP3GHS0M4		0.4 (10.1)	0.5 (11.4)	0.2 (5.9)	0.1 (1.8)	0.6 (14.4)	0.8 (20.5)	PA66GF13	Black	1000
SNP4GHS0C2	SNP4	0.4 (10.4)	0.5 (11.6)	0.2 (5.9)	0.1 (1.7)	0.5 (13.3)	0.8 (19.2)	PA66GF13	Black	100
SNP4GHS0M4		0.4 (10.4)	0.5 (11.6)	0.2 (5.9)	0.1 (1.7)	0.5 (13.4)	0.8 (19.2)	PA66GF13	Black	1000
SNP6GHS0C2	SNP6	0.5 (11.6)	0.5 (13.2)	0.2 (5.9)	0.1 (1.7)	0.6 (14.7)	0.8 (21.6)	PA66GF13	Black	100
SNP6GHS0M4		0.5 (11.6)	0.5 (13.2)	0.2 (5.9)	0.1 (1.8)	0.6 (14.7)	0.8 (21.5)	PA66GF13	Black	1000
SNP7GHS0C2	SNP7	0.5 (11.7)	0.6 (14.0)	0.2 (5.9)	0.1 (1.7)	0.7 (18.4)	1.1 (28.5)	PA66GF13	Black	100
SNP7GHS0M4		0.5 (11.7)	0.6 (14.0)	0.2 (5.9)	0.1 (1.8)	0.7 (18.6)	1.1 (28.7)	PA66GF13	Black	1000
SNP8GHS0M4	SNP8	0.5 (13.1)	0.6 (15.0)	0.2 (5.7)	0.1 (1.8)	0.7 (16.7)	1.0 (24.9)	PA66GF13	Black	1000
SNP8GHS0C2		0.5 (13.1)	0.6 (15.0)	0.2 (5.7)	0.1 (1.7)	0.7 (16.7)	1.0 (24.9)	PA66GF13	Black	100

Dimensions are approximate and subject to technical changes. Use Part No. for ordering and Type for specification purposes. Snapper performance varies on application and environmental factors; end use testing is highly recommended.

Bundling and Securing

Clamps

Hose Clamps

Snapper Hose Clamps Polyamide 6.6 Glass Filled Impact Modified Heat Stabilized

PART NO.	TYPE	Min. Diameter in. (mm)	Max. Diameter in. (mm)	Width in. (mm)	Wall Thickness in. (mm)	Min. Width in. (mm)	Max. Width in. (mm)	Material	Color	Pkg. Qty.
SNP10GHS0M4	SNP10	0.6 (14.5)	0.7 (16.6)	0.2 (5.9)	0.1 (1.7)	0.7 (17.6)	1.1 (26.9)	PA66GF13	Black	1000
SNP10GHS0C2		0.6 (14.5)	0.7 (16.6)	0.2 (5.9)	0.1 (1.8)	0.7 (17.6)	1.1 (26.9)	PA66GF13	Black	100
SNP12AGHS0M4	SNP12A	0.6 (15.6)	0.7 (18.3)	0.2 (5.9)	0.1 (1.8)	0.8 (21.0)	1.2 (29.9)	PA66GF13	Black	1000
SNP12AGHS0C2		0.6 (15.6)	0.7 (18.3)	0.2 (5.9)	0.1 (1.8)	0.8 (21.0)	1.2 (29.9)	PA66GF13	Black	100
109-00301	SNP14A	0.7 (18.5)	0.8 (21.0)	0.2 (5.9)	0.1 (1.8)	0.8 (20.9)	1.2 (30.1)	PA66GF13	Black	1000
109-00300		0.7 (18.5)	0.8 (21.0)	0.2 (5.9)	0.1 (1.8)	0.8 (20.9)	1.2 (30.1)	PA66GF13	Black	100
SNP16GHS0M4	SNP16	0.8 (19.1)	0.9 (21.7)	0.2 (5.8)	0.1 (1.7)	0.8 (19.9)	1.2 (30.8)	PA66GF13	Black	1000
SNP16GHS0C2		0.8 (19.1)	0.9 (21.7)	0.2 (5.8)	0.1 (1.5)	0.8 (19.9)	1.2 (30.8)	PA66GF13	Black	100
SNP18AGHS0C2	SNP18A	0.8 (19.9)	0.9 (23.6)	0.2 (5.9)	0.1 (1.8)	0.9 (24.0)	1.4 (35.5)	PA66GF13	Black	100
SNP18AGHS0M4		0.8 (19.9)	0.9 (23.6)	0.2 (5.9)	0.1 (1.8)	0.9 (24.0)	1.4 (35.5)	PA66GF13	Black	1000
SNP22GHS0M4	SNP22	0.9 (23.7)	1.1 (27.4)	0.2 (6.0)	0.1 (1.8)	0.9 (23.9)	1.5 (37.7)	PA66GF13	Black	1000
SNP22GHS0C2		0.9 (23.7)	1.1 (27.4)	0.2 (6.0)	0.1 (1.8)	0.9 (23.9)	1.5 (37.7)	PA66GF13	Black	100
SNP19GHS0M4	SNP19	1.0 (24.4)	1.0 (25.3)	0.2 (5.9)	0.1 (1.8)	0.9 (22.3)	1.4 (36.1)	PA66GF13	Black	1000
SNP19GHS0C2		1.0 (24.4)	1.0 (25.3)	0.2 (5.9)	0.1 (1.7)	0.9 (24.4)	1.4 (36.1)	PA66GF13	Black	100
SNP24GHS0H4	SNP24	1.0 (25.8)	1.2 (29.7)	0.3 (7.4)	0.1 (1.7)	1.0 (26.5)	1.6 (39.4)	PA66GF13	Black	500
SNP24GHS0C2		1.0 (25.8)	1.2 (29.7)	0.3 (7.3)	0.1 (1.7)	1.0 (26.5)	1.6 (39.4)	PA66GF13	Black	100
SNP28GHS0H4	SNP28	1.1 (28.5)	1.3 (32.7)	0.3 (7.3)	0.1 (1.7)	1.0 (25.9)	1.6 (41.8)	PA66GF13	Black	500
SNP28GHS0C2		1.1 (28.5)	1.3 (32.7)	0.3 (7.3)	0.1 (1.7)	1.0 (26.0)	1.6 (42.1)	PA66GF13	Black	100
SNP32GHS0K2	SNP32	1.2 (31.2)	1.4 (35.8)	0.3 (7.3)	0.1 (1.8)	1.1 (27.3)	1.7 (44.4)	PA66GF13	Black	50
SNP32GHS0H4		1.2 (31.2)	1.4 (35.8)	0.3 (7.3)	0.1 (1.7)	1.1 (27.3)	1.7 (44.4)	PA66GF13	Black	500
SNP33GHS0H4	SNP33	1.3 (32.8)	1.6 (40.4)	0.3 (7.3)	0.1 (1.7)	1.6 (41.4)	2.6 (65.1)	PA66GF13	Black	500
SNP34GHS0H4	SNP34	1.4 (34.7)	1.6 (40.5)	0.3 (7.4)	0.1 (1.7)	1.2 (30.6)	2.0 (50.7)	PA66GF13	Black	500
SNP34GHS0K2		1.4 (34.7)	1.6 (40.5)	0.3 (7.4)	0.1 (1.7)	1.2 (30.6)	2.0 (50.7)	PA66GF13	Black	50
SNP36GHS0H4	SNP36	1.5 (37.8)	1.7 (44.0)	0.3 (7.3)	0.1 (1.7)	1.3 (32.4)	1.7 (44.0)	PA66GF13	Black	500
SNP36GHS0K2		1.5 (37.8)	1.7 (44.0)	0.3 (7.3)	0.1 (1.7)	1.3 (32.4)	2.1 (53.8)	PA66GF13	Black	50
SNP38GHS0K2	SNP38	1.6 (41.0)	1.9 (48.1)	0.3 (7.3)	0.1 (1.8)	1.4 (35.6)	2.3 (57.5)	PA66GF13	Black	50
SNP38GHS0H4		1.6 (41.0)	1.9 (48.1)	0.3 (7.3)	0.1 (1.7)	1.4 (35.6)	2.3 (57.5)	PA66GF13	Black	500
SNP42NGHS0C2	SNP42N	1.7 (44.2)	2.0 (51.3)	0.3 (7.3)	0.1 (1.7)	1.4 (35.1)	2.3 (58.9)	PA66GF13	Black	100
SNP42NGHS0K2	SNP42	1.7 (44.2)	2.0 (51.3)	0.3 (7.3)	0.1 (1.7)	1.4 (35.7)	2.3 (59.8)	PA66GF13	Black	50
SNP50GHS0C2	SNP50	2.1 (52.2)	2.3 (58.6)	0.3 (7.3)	0.1 (1.7)	1.4 (36.5)	2.4 (60.4)	PA66GF13	Black	100
SNP60GHS0C2	SNP60	2.3 (58.6)	2.6 (65.7)	0.3 (7.2)	0.1 (1.7)	1.5 (38.4)	2.6 (65.4)	PA66GF13	Black	100
SNP70GHS0C2	SNP70	2.6 (66.9)	3.1 (79.9)	0.3 (7.5)	0.1 (2.0)	1.8 (46.5)	3.1 (77.7)	PA66GF13	Black	100
SNP76GHS0C2	SNP76	2.9 (73.6)	3.3 (82.7)	0.4 (9.9)	0.1 (1.7)	1.7 (44.1)	2.9 (73.7)	PA66GF13	Black	100
SNP76GHS0X2		2.9 (73.6)	3.3 (82.7)	0.4 (9.9)	0.7 (1.7)	1.7 (44.1)	2.9 (73.7)	PA66GF13	Black	25
SNP80GHS0C2	SNP80	3.1 (79.4)	3.5 (88.3)	0.3 (8.4)	0.1 (2.5)	1.9 (47.5)	3.1 (78.7)	PA66GF13	Black	100
SNP90GHS0X2	SNP90	3.5 (87.8)	3.8 (97.1)	0.4 (9.8)	0.1 (2.4)	1.9 (48.8)	3.2 (81.5)	PA66GF13	Black	25
SNP100GHS0C2	SNP100	3.8 (97.6)	4.3 (110.0)	0.4 (9.9)	0.1 (2.5)	2.1 (52.6)	3.5 (89.9)	PA66GF13	Black	100
SNP101GHS0X2	SNP101	4.1 (104.7)	4.7 (119.9)	0.4 (11.3)	0.1 (2.5)	2.4 (61.6)	4.3 (108.3)	PA66GF13	Black	25

Dimensions are approximate and subject to technical changes. Use Part No. for ordering and Type for specification purposes. Snapper performance varies on application and environmental factors; end use testing is highly recommended.

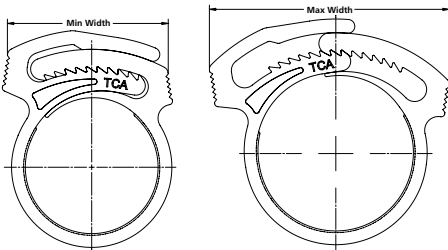
Hose Clamps

Snapper Hose Clamps Polyacetal (POM)

The Snapper Hose Clamp features a ratchet-style closure for reduced assembly time. It can be added after connection of the hose. Release by sliding the ratchet ends apart. These white polyacetal Snappers can be used in under-hood applications and are stable in a wide variety of chemicals including salts, bases, alcohols, ethers, detergents, gasoline, lubricating oils and greases. Custom design and color options are available based upon application and volume requirements.

Features and Benefits

- Installation and removal can be five times faster than conventional clamps.
- Can be installed with hose in place.
- One-handed installation in tight places.



PART NO.	TYPE	Min. Diameter in. (mm)	Max. Diameter in. (mm)	Width in. (mm)	Wall Thickness in. (mm)	Min. Width in. (mm)	Max. Width in. (mm)	Material	Color	Pkg. Qty.
SNP110C2	SNP1	0.2 (6.0)	0.3 (6.7)	0.1 (3.8)	0.0 (1.0)	0.3 (8.3)	0.5 (11.7)	POM	White	100
SNP110M4		0.2 (6.0)	0.3 (6.7)	0.1 (3.8)	0.0 (1.0)	0.3 (8.3)	0.5 (11.7)	POM	White	1000
SNP1.2510C2	SNP1.25	0.3 (7.0)	0.3 (7.5)	0.2 (3.8)	0.0 (1.1)	0.4 (10.4)	0.5 (12.5)	POM	White	100
SNP1.2510M4		0.3 (7.0)	0.3 (7.5)	0.2 (3.8)	0.0 (1.1)	0.4 (10.4)	0.5 (12.5)	POM	White	1000
SNP1.510C2	SNP1.5	0.3 (7.9)	0.3 (8.8)	0.1 (3.8)	0.1 (1.4)	0.4 (10.4)	0.6 (14.9)	POM	White	100
SNP1.510M4		0.3 (7.9)	0.3 (8.8)	0.1 (3.8)	0.1 (1.4)	0.4 (10.4)	0.6 (14.9)	POM	White	1000
SNP210C2	SNP2	0.4 (9.0)	0.4 (10.1)	0.2 (5.8)	0.1 (1.7)	0.5 (12.0)	0.7 (17.1)	POM	White	100
SNP210M4		0.4 (9.0)	0.4 (10.1)	0.2 (5.8)	0.1 (1.7)	0.5 (12.0)	0.7 (17.1)	POM	White	1000
SNP410C2	SNP4	0.4 (9.6)	0.4 (10.7)	0.2 (5.8)	0.1 (1.7)	0.5 (13.2)	0.7 (18.9)	POM	White	100
SNP410M4		0.4 (9.6)	0.4 (10.7)	0.2 (5.8)	0.1 (1.7)	0.5 (13.2)	0.7 (18.9)	POM	White	1000
SNP310C2	SNP3	0.4 (9.8)	0.4 (11.2)	0.2 (5.9)	0.1 (1.8)	0.6 (14.2)	0.8 (20.4)	POM	White	100
SNP310M4		0.4 (9.8)	0.4 (11.2)	0.2 (5.9)	0.1 (1.8)	0.6 (14.2)	0.8 (20.4)	POM	White	1000
SNP610C2	SNP6	0.5 (11.5)	0.5 (13.0)	0.2 (5.9)	0.1 (1.8)	0.6 (14.2)	0.8 (20.9)	POM	White	100
SNP610M4		0.5 (11.5)	0.5 (13.0)	0.2 (5.9)	0.1 (1.8)	0.6 (14.2)	0.8 (20.9)	POM	White	1000
SNP710C2	SNP7	0.5 (11.6)	0.6 (14.2)	0.2 (5.9)	0.1 (1.8)	0.7 (18.6)	1.1 (29.0)	POM	White	100
SNP710M4		0.5 (11.6)	0.6 (14.2)	0.2 (5.9)	0.1 (1.8)	0.7 (18.6)	1.1 (29.0)	POM	White	1000
SNP810C2	SNP8	0.5 (13.1)	0.6 (14.9)	0.2 (5.8)	0.1 (1.8)	0.6 (16.0)	1.0 (24.5)	POM	White	100
SNP810M4		0.5 (13.1)	0.6 (14.9)	0.2 (5.8)	0.1 (1.8)	0.6 (16.0)	1.0 (24.5)	POM	White	1000
SNP1010C2	SNP10	0.6 (14.5)	0.7 (16.5)	0.2 (6.0)	0.1 (1.7)	0.7 (16.8)	1.0 (25.6)	POM	White	100
SNP1010M4		0.6 (14.5)	0.7 (16.5)	0.2 (6.0)	0.1 (1.7)	0.7 (16.8)	1.0 (25.6)	POM	White	1000

Dimensions are approximate and subject to technical changes. Use Part No. for ordering and Type for specification purposes.

Acetal black is also available based upon minimum volume requirements. Snapper performance varies on application and environmental factors; end use testing is highly recommended.

Bundling and Securing

Clamps

Hose Clamps

Snapper Hose Clamps Polyacetal (POM)

PART NO.	TYPE	Min. Diameter in. (mm)	Max. Diameter in. (mm)	Width in. (mm)	Wall Thickness in. (mm)	Min. Width in. (mm)	Max. Width in. (mm)	Material	Color	Pkg. Qty.
SNP12A10C2	SNP12A	0.6 (15.5)	0.7 (18.2)	0.2 (5.9)	0.1 (1.8)	0.8 (20.6)	1.2 (29.4)	POM	White	100
SNP12A10M4		0.6 (15.5)	0.7 (18.2)	0.2 (5.9)	0.1 (1.8)	0.8 (20.6)	1.2 (29.4)	POM	White	1000
SNP14A10C2	SNP14A	0.7 (18.1)	0.8 (20.6)	0.2 (5.9)	0.1 (1.8)	0.8 (20.5)	1.2 (29.4)	POM	White	100
SNP14A10M4		0.7 (18.1)	0.8 (20.6)	0.2 (5.9)	0.1 (1.8)	0.8 (20.5)	1.2 (29.4)	POM	White	1000
SNP1610C2	SNP16	0.7 (18.9)	0.8 (21.3)	0.2 (5.8)	0.1 (1.7)	0.8 (19.5)	1.2 (30.1)	POM	White	100
SNP1610M4		0.7 (18.9)	0.8 (21.3)	0.2 (5.8)	0.1 (1.7)	0.8 (19.5)	1.2 (30.1)	POM	White	1000
SNP18A10C2	SNP18A	0.8 (19.7)	0.9 (23.6)	0.2 (5.9)	0.1 (1.7)	0.9 (23.6)	1.4 (35.0)	POM	White	100
SNP18A10M4		0.8 (19.7)	0.9 (23.6)	0.2 (5.9)	0.1 (1.7)	0.9 (23.6)	1.4 (35.0)	POM	White	1000
SNP1910C2	SNP19	0.9 (22.5)	1.0 (25.3)	0.2 (5.8)	0.1 (1.8)	0.9 (24.0)	1.4 (35.5)	POM	White	100
SNP1910M4		0.9 (22.5)	1.0 (25.3)	0.2 (5.8)	0.1 (1.8)	0.9 (24.0)	1.4 (35.5)	POM	White	1000
SNP2210C2	SNP22	0.9 (23.3)	1.0 (26.6)	0.2 (5.9)	0.1 (1.8)	0.9 (23.4)	1.5 (37.0)	POM	White	100
SNP2210M4		0.9 (23.3)	1.0 (26.6)	0.2 (5.9)	0.1 (1.8)	0.9 (23.4)	1.5 (37.0)	POM	White	1000
SNP2410C2	SNP24	1.0 (25.2)	1.1 (28.3)	0.3 (7.4)	0.1 (1.8)	1.0 (26.0)	1.5 (38.6)	POM	White	100
SNP2410H4		1.0 (25.2)	1.1 (28.3)	0.3 (7.4)	0.1 (1.8)	1.0 (26.0)	1.5 (38.6)	POM	White	500
SNP2810C2	SNP28	1.1 (28.1)	1.3 (32.2)	0.3 (7.4)	0.1 (1.7)	1.0 (25.4)	1.6 (41.1)	POM	White	100
SNP2810H4		1.1 (28.1)	1.3 (32.2)	0.3 (7.4)	0.1 (1.7)	1.0 (25.4)	1.6 (41.1)	POM	White	500
SNP3210K2	SNP32	1.2 (30.8)	1.4 (35.2)	0.3 (7.3)	0.1 (1.7)	1.1 (26.7)	1.7 (43.4)	POM	White	50
SNP3210H4		1.2 (30.8)	1.4 (35.2)	0.3 (7.3)	0.1 (1.7)	1.1 (26.7)	1.7 (43.4)	POM	White	500
SNP3310K2	SNP33	1.3 (32.8)	1.6 (40.2)	0.3 (7.4)	0.1 (1.7)	1.6 (39.7)	2.5 (63.9)	POM	White	50
SNP3310H4		1.3 (32.8)	1.6 (40.2)	0.3 (7.4)	0.1 (1.7)	1.6 (41.5)	2.6 (65.1)	POM	White	500
SNP3410K2	SNP34	1.3 (33.7)	1.5 (39.2)	0.3 (7.5)	0.1 (1.7)	1.2 (30.0)	1.9 (49.5)	POM	White	50
SNP3410H4		1.3 (33.7)	1.5 (39.2)	0.3 (7.5)	0.1 (1.7)	1.2 (30.0)	1.9 (49.5)	POM	White	500
SNP3610H4	SNP36	1.5 (37.1)	1.7 (42.9)	0.3 (7.3)	0.1 (1.7)	1.2 (31.7)	2.0 (52.0)	POM	White	500
SNP3610K2		1.5 (37.1)	1.7 (42.9)	0.3 (7.3)	0.1 (1.7)	1.2 (31.7)	2.0 (52.0)	POM	White	50
SNP3810K2	SNP38	1.6 (41.0)	1.9 (47.9)	0.3 (7.3)	0.1 (1.7)	1.3 (34.2)	2.3 (57.7)	POM	White	50
SNP3810H4		1.6 (41.0)	1.9 (47.9)	0.3 (7.3)	0.1 (1.7)	1.3 (34.2)	2.3 (57.7)	POM	White	500
SNP42N10C2	SNP42N	1.7 (44.2)	2.0 (51.3)	0.3 (7.3)	0.1 (1.7)	1.4 (35.1)	2.3 (58.9)	POM	White	100
SNP42N10K2	SNP42	1.7 (44.2)	2.0 (51.3)	0.3 (7.3)	0.1 (1.7)	1.4 (35.1)	2.3 (58.9)	POM	White	50
SNP5010C2	SNP50	2.0 (50.6)	2.3 (59.0)	0.3 (7.3)	0.1 (1.7)	1.4 (35.7)	2.3 (57.2)	POM	White	100
SNP6010C2	SNP60	2.3 (57.4)	2.6 (65.6)	0.3 (7.4)	0.1 (1.7)	1.4 (36.8)	2.6 (65.0)	POM	White	100
SNP7010C2	SNP70	2.6 (66.7)	3.1 (78.7)	0.4 (9.5)	0.1 (2.0)	1.8 (46.1)	3.0 (76.3)	POM	White	100
SNP7010X2		2.6 (66.7)	3.1 (78.7)	0.4 (9.5)	0.1 (2.0)	1.8 (46.1)	3.0 (76.3)	POM	White	25
SNP7610C2	SNP76	2.9 (72.4)	3.2 (80.5)	0.4 (9.8)	0.1 (1.7)	1.8 (44.6)	2.8 (72.2)	POM	White	100
SNP8010C2	SNP80	3.1 (79.4)	3.5 (88.3)	0.4 (11.2)	0.1 (2.5)	1.9 (47.5)	3.1 (78.7)	POM	White	100
SNP9010C2	SNP90	3.5 (87.8)	3.8 (97.1)	0.4 (9.8)	0.1 (1.7)	1.9 (48.8)	3.2 (81.5)	POM	White	100
SNP10010X2	SNP100	3.8 (96.6)	4.2 (101.8)	0.4 (9.9)	0.1 (2.4)	2.0 (51.9)	3.5 (89.3)	POM	White	25
SNP10110X2	SNP101	4.0 (102.4)	4.6 (117.3)	0.4 (11.2)	0.1 (2.5)	2.4 (61.0)	4.2 (107.2)	POM	White	25

Dimensions are approximate and subject to technical changes. Use Part No. for ordering and Type for specification purposes.

Acetal black is also available based upon minimum volume requirements. Snapper performance varies on application and environmental factors; end use testing is highly recommended.

Hose Clamps

Snapper Hose Clamp Tools

Snapper installation tools are available in both pneumatic and mechanical version. They are specifically developed to increase reliability, reduce operator fatigue and installation time.

Features and Benefits

- For efficient fixing of the snapper hose clips.



PART NO.	TYPE	Operation	Application	Description	Application Range	Material	Color	Pkg. Qty.
MSNP1-70	MSNP1-70	manually	Maintenance/Removal	Vertical stroke	1 - 70	MET, PL	Yellow	1
ASNP2-22	ASNP2-22	manually	Production	Vertical stroke	2 - 22	MET, PL	Blue	1
ASNP24-70	ASNP24-70	manually	Production	Vertical stroke	24 - 70	MET, PL	Red	1
PSNP2-22	PSNP2-22	pneumatic	Production	Vertical stroke	2 - 22	MET	Black, Metal	1
PHSNP2-36	PHSNP2-36	pneumatic	Production	Horizontal stroke	2 - 36	MET	Metal	1
PHSNP38-100	PHSNP38-100	pneumatic	Production	Horizontal stroke	38 - 100	MET	Metal	1

Dimensions are approximate and subject to technical changes. Use Part No. for ordering and Type for specification purposes.

Bundling and Securing

Clamps

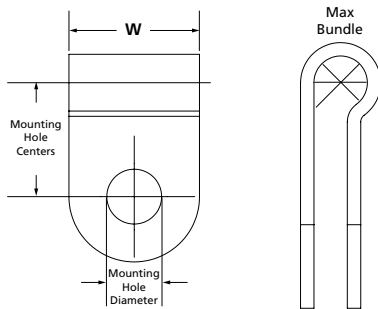
Plastic P-Clamps

HP-Series

HellermannTyton P-Clamps easily guide and locate wires and cables. The clamps are designed with radius edges to prevent chafing and cutting into insulation. Available sizes up to 1" bundle diameters.

Features and Benefits

- P-Clamps easily guide and locate wire and cables up to 1" in diameter.
- Designed with a radius edge to prevent chafing and cutting into insulation.



PART NO.	TYPE	Max. Bundle Diameter in. (mm)	Width (W) in. (mm)	Mounting Hole Centers in. (mm)	Mounting Hole Dia. in. (mm)	Material	Color	Pkg. Qty.
211-60019	H1P	0.1 (3.2)	0.4 (10.0)	0.3 (8.5)	0.2 (4.2)	PA66	Natural	1000
211-00261		0.1 (3.2)	0.4 (10.0)	0.3 (8.5)	0.2 (4.2)	PA66	Natural	100
211-60010		0.1 (3.2)	0.4 (10.0)	0.3 (8.5)	0.2 (4.2)	PA66HS	Black	1000
211-60000		0.1 (3.2)	0.4 (10.0)	0.3 (8.5)	0.2 (4.2)	PA66HS	Black	100
211-60029	H2P	0.2 (5.0)	0.4 (10.0)	0.4 (9.5)	0.2 (4.2)	PA66	Natural	1000
211-00263		0.2 (5.0)	0.4 (10.0)	0.4 (9.5)	0.2 (4.2)	PA66	Natural	100
211-60001		0.2 (5.0)	0.4 (10.0)	0.4 (9.5)	0.2 (4.2)	PA66HS	Black	100
211-00262		0.2 (5.0)	0.4 (10.0)	0.4 (9.5)	0.2 (4.2)	PA66HS	Black	1000
211-60039	H3P	0.3 (6.5)	0.4 (10.0)	0.4 (10.0)	0.2 (4.2)	PA66	Natural	1000
211-00264		0.3 (6.5)	0.4 (10.0)	0.4 (10.0)	0.2 (4.2)	PA66	Natural	100
211-60040		0.3 (6.5)	0.4 (10.0)	0.4 (10.0)	0.2 (4.2)	PA66HS	Black	1000
211-60002		0.3 (6.5)	0.4 (10.0)	0.4 (10.0)	0.2 (4.2)	PA66HS	Black	100
211-60049	H4P	0.3 (8.0)	0.4 (10.0)	0.4 (10.0)	0.2 (4.2)	PA66	Natural	1000
211-60050		0.3 (8.0)	0.4 (10.0)	0.4 (10.0)	0.2 (4.2)	PA66HS	Black	1000
211-60003		0.3 (8.0)	0.4 (10.0)	0.4 (10.0)	0.2 (4.2)	PA66HS	Black	100
211-00266	H5P	0.4 (9.5)	0.4 (10.0)	0.4 (11.0)	0.2 (4.2)	PA66	Black	1000
211-60059		0.4 (9.5)	0.4 (10.0)	0.4 (11.0)	0.2 (4.2)	PA66	Natural	1000
211-00267		0.4 (9.5)	0.4 (10.0)	0.4 (11.0)	0.2 (4.2)	PA66	Natural	100
211-60004		0.4 (9.5)	0.4 (10.0)	0.4 (11.0)	0.2 (4.2)	PA66HS	Black	100
211-60061	H6P	0.4 (11.0)	0.4 (10.0)	0.5 (13.0)	0.2 (4.2)	PA66HS	Black	1000
211-60005		0.4 (11.0)	0.4 (10.0)	0.5 (13.0)	0.2 (4.2)	PA66HS	Black	100

Dimensions are approximate and subject to technical changes. Use Part No. for ordering and Type for specification purposes.

Plastic P-Clamps

HP-Series

PART NO.	TYPE	Max. Bundle Diameter in. (mm)	Width (W) in. (mm)	Mounting Hole Centers in. (mm)	Mounting Hole Dia. in. (mm)	Material	Color	Pkg. Qty.
211-60079	H7P	0.5 (12.5)	0.4 (10.0)	0.6 (14.0)	0.2 (4.2)	PA66	Natural	1000
211-00269		0.5 (12.5)	0.4 (10.0)	0.6 (14.0)	0.2 (4.2)	PA66	Natural	100
211-60078		0.5 (12.5)	0.4 (10.0)	0.6 (14.0)	0.2 (4.2)	PA66HS	Black	1000
211-60006		0.5 (12.5)	0.4 (10.0)	0.6 (14.0)	0.2 (4.2)	PA66HS	Black	100
211-60089	H8P	0.6 (14.0)	0.4 (10.0)	0.6 (15.0)	0.2 (4.2)	PA66	Natural	1000
211-60090		0.6 (14.0)	0.4 (10.0)	0.6 (15.0)	0.2 (4.2)	PA66HS	Black	1000
211-60007		0.6 (14.0)	0.4 (10.0)	0.6 (15.0)	0.2 (4.2)	PA66HS	Black	100
211-60099	H9P	0.6 (16.0)	0.4 (10.0)	0.6 (16.0)	0.2 (4.2)	PA66	Natural	1000
211-00271		0.6 (16.0)	0.4 (10.0)	0.6 (16.0)	0.2 (4.2)	PA66	Natural	100
211-60008		0.6 (16.0)	0.4 (10.0)	0.6 (16.0)	0.2 (4.2)	PA66HS	Black	100
211-60009	H10P	0.7 (17.5)	0.4 (10.0)	0.7 (17.0)	0.2 (4.2)	PA66HS	Black	100
211-60130	H12P	0.8 (20.5)	0.4 (10.0)	0.8 (19.0)	0.2 (4.2)	PA66HS	Black	1000
211-60140	H13P	0.9 (22.0)	0.5 (12.0)	0.8 (20.5)	0.2 (5.2)	PA66HS	Black	1000
211-60150	H14P	1.0 (24.0)	0.5 (12.0)	0.9 (21.5)	0.2 (5.2)	PA66HS	Black	1000
211-60160	H15P	1.0 (25.5)	0.5 (12.0)	0.9 (23.0)	0.2 (5.2)	PA66HS	Black	1000

Dimensions are approximate and subject to technical changes. Use Part No. for ordering and Type for specification purposes.

Bundling and Securing

Clamps

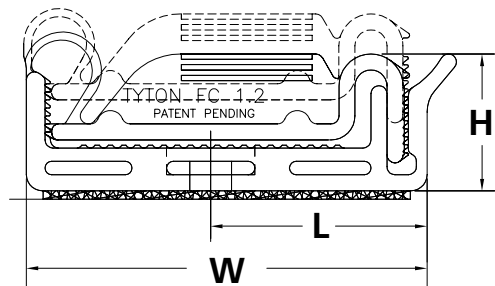
Flat Ribbon Clamps

Dual Adjustable Flat Ribbon Cable Clamps - Adhesive Mount

HellermannTyton's flat ribbon clamps route, protect, and secure flat ribbon cables without damage to sensitive wires and cables. The unique, adjustable height feature allows the clamp to close to the exact height of the ribbon cable, using only as much force as needed to secure the cable. The releasable feature allows simple opening when access to the cable is necessary.

Features and Benefits

- Adjustable height feature allows the clamp to close to the exact height of the ribbon cable.
- Releasable for easy access to cables when necessary.



PART NO.	TYPE	Length (L) in. (mm)	Width (W) in. (mm)	Height (H) in. (mm)	Max. Cable Width in. (mm)	Material	Color	Pkg. Qty.
FC1.2AK2	FC1.2A	0.8 (19.0)	1.5 (38.1)	0.5 (12.7)	1.2 (30.5)	PA66	Gray	50
FC1.2AH4		0.8 (19.0)	1.5 (38.1)	0.5 (12.7)	1.2 (30.5)	PA66	Gray	500
FC2.2AK2	FC2.2A	0.8 (19.0)	2.6 (66.0)	0.5 (12.7)	2.2 (55.9)	PA66	Gray	50
FC2.2AH4		0.8 (19.0)	2.6 (66.0)	0.5 (12.7)	2.2 (55.9)	PA66	Gray	500

Dimensions are approximate and subject to technical changes. Use Part No. for ordering and Type for specification purposes.

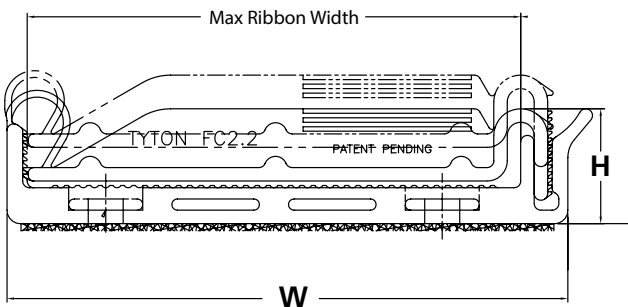
Flat Ribbon Clamps

Dual Adjustable Flat Ribbon Cable Clamps - Screw Mount

HellermannTyton's flat ribbon clamps route, protect and secure flat ribbon cables without damage to sensitive wires and cables. The unique, adjustable height feature allows the clamp to close to the exact height of the ribbon cable, using only as much force as needed to secure the cable. The releasable feature allows simple opening when access to the cable is necessary.

Features and Benefits

- Adjustable-height feature allows the clamp to close to the exact height of the ribbon cable.
- Releasable for easy access to cables when necessary.



PART NO.	TYPE	Length in. (mm)	Width (W) in. (mm)	Width in. (mm)	Height (H) in. (mm)	Mounting Hole Dia. in. (mm)	Max. Cable Width in. (mm)	Material	Color	Pkg. Qty.
FC1.2K2	FC1.2	0.8 (19.0)	1.5 (38.1)	1.6 (41.2)	0.5 (12.7)	0.2 (4.0)	1.2 (30.5)	PA66	Gray	50
FC2.2K2	FC2.2	0.8 (19.0)	2.6 (66.0)	1.5 (38.1)	0.5 (12.7)	0.2 (4.0)	2.2 (55.9)	PA66	Gray	50
FC2.2H4		0.8 (19.0)	2.6 (66.0)	1.5 (38.1)	0.5 (12.7)	0.2 (4.0)	2.2 (55.9)	PA66	Gray	500

Dimensions are approximate and subject to technical changes. Use Part No. for ordering and Type for specification purposes.

Bundling and Securing

Clamps

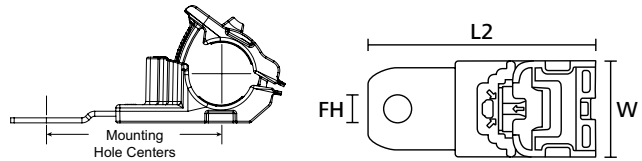
Ratchet P-Clamps

Size A - For bundle diameters from ¼" to ½" (6.2 mm to 13.7 mm)

The Ratchet P-Clamp family offers versatility when managing wires, cables and hoses. The robust design and durable materials make it ideal for heavy duty applications, both indoors and out. The one-piece adjustable clamp can be closed by hand to the desired diameter. The release feature provides easy and nondestructive removal of cables simply by using a flat-head screwdriver. This nondestructive release allows the clamp to be reused without removing or replacing any bolts or screws. The Ratchet P-Clamp is offered in four sizes and multiple mounting configurations.

Features and Benefits

- One-piece ratchet closure design allows for easy installation during pre- or final assembly.
- Four sizes and multiple configurations handle a wide range of diameters and applications, reducing part inventory.
- Clamp interior is designed to guide and center bundle to reduce pinching.
- Easy release feature allows for quick adjustments and maintenance.
- Impact modified, heat and UV stabilized PA66 provides long-term durability, indoors and out.
- Steel mounting plate tolerates high torque mounting and is treated to resist chemicals and salt spray.



PART NO.	TYPE	Min. Tensile Strength lbs. (N)	Mounting Hole Centers in. (mm)	Mounting Hole Dia. in. (mm)	Angle/Length	Length (L2) in. (mm)	Width (W) in. (mm)	Material	Pkg. Qty.
151-01640*	RCA15SM6	100.0 (445.0)	2.2 (54.7)	0.3 (6.5)	15 ° Short	3.4 (86.9)	1.4 (34.9)	PA66HIRHSUV, ST, ZN	300
151-01425*	RCA15SM8	100.0 (445.0)	2.2 (54.7)	0.3 (8.31)	15 ° Short	3.4 (86.9)	1.4 (34.9)	PA66HIRHSUV, ST, ZN	300
151-01426*	RCA15SM10	100.0 (445.0)	2.2 (54.7)	0.4 (10.29)	15 ° Short	3.4 (86.9)	1.4 (34.9)	PA66HIRHSUV, ST, ZN	300
151-01427*	RCA15SM12	100.0 (445.0)	2.2 (54.7)	0.5 (12.95)	15 ° Short	3.4 (86.9)	1.4 (34.9)	PA66HIRHSUV, ST, ZN	300
151-01642*	RCA30LM6	100.0 (445.0)	2.9 (72.4)	0.3 (6.5)	30 ° Long	4.1 (103.2)	1.4 (34.9)	PA66HIRHSUV, ST, ZN	200
151-01431*	RCA30LM8	100.0 (445.0)	2.9 (72.4)	0.3 (8.31)	30 ° Long	4.1 (103.2)	1.4 (34.9)	PA66HIRHSUV, ST, ZN	200
151-01432*	RCA30LM10	100.0 (445.0)	2.9 (72.4)	0.4 (10.29)	30 ° Long	4.1 (103.2)	1.4 (34.9)	PA66HIRHSUV, ST, ZN	200
151-01433*	RCA30LM12	100.0 (445.0)	2.9 (72.4)	0.5 (12.95)	30 ° Long	4.1 (103.2)	1.4 (34.9)	PA66HIRHSUV, ST, ZN	200
151-01641*	RCA30SM6	100.0 (445.0)	1.9 (47.7)	0.3 (6.5)	30 ° Short	3.1 (78.5)	1.4 (34.9)	PA66HIRHSUV, ST, ZN	300
151-01428*	RCA30SM8	100.0 (445.0)	1.9 (47.7)	0.3 (8.31)	30 ° Short	3.1 (78.5)	1.4 (34.9)	PA66HIRHSUV, ST, ZN	300
151-01429*	RCA30SM10	100.0 (445.0)	1.9 (47.7)	0.4 (10.29)	30 ° Short	3.1 (78.5)	1.4 (34.9)	PA66HIRHSUV, ST, ZN	300

Dimensions are approximate and subject to technical changes. Use Part No. for ordering and Type for specification purposes.

*This product meets UL standards. Please see appendix for specific file numbers.



Please note! Not all products listed on this page may have this approval. Please check our website for latest approvals.

Ratchet P-Clamps

Size A - For bundle diameters from ¼" to ½" (6.2 mm to 13.7 mm)

PART NO.	TYPE	Min. Tensile Strength lbs. (N)	Mounting Hole Centers in. (mm)	Mounting Hole Dia. in. (mm)	Angle/Length	Length (L2) in. (mm)	Width (W) in. (mm)	Material	Pkg. Qty.
151-01430*	RCA30SM12	100.0 (445.0)	1.9 (47.7)	0.5 (12.95)	30 ° Short	3.1 (78.5)	1.4 (34.9)	PA66HIRHSUV, ST, ZN	300
151-01644*	RCA90LM6	100.0 (445.0)	1.0 (24.9)	0.3 (6.5)	90 ° Long	3.8 (96.8)	1.4 (34.9)	PA66HIRHSUV, ST, ZN	200
151-01437*	RCA90LM8	100.0 (445.0)	1.0 (24.9)	0.3 (8.31)	90 ° Long	3.8 (96.8)	1.4 (34.9)	PA66HIRHSUV, ST, ZN	200
151-01438*	RCA90LM10	100.0 (445.0)	1.0 (24.9)	0.4 (10.29)	90 ° Long	3.8 (96.8)	1.4 (34.9)	PA66HIRHSUV, ST, ZN	200
151-01439*	RCA90LM12	100.0 (445.0)	1.0 (24.9)	0.5 (12.95)	90 ° Long	3.8 (96.8)	1.4 (34.9)	PA66HIRHSUV, ST, ZN	200
151-01643*	RCA90SM6	100.0 (445.0)	1.0 (24.9)	0.3 (6.5)	90 ° Short	2.7 (68.8)	1.4 (34.9)	PA66HIRHSUV, ST, ZN	300
151-01434*	RCA90SM8	100.0 (445.0)	1.0 (24.9)	0.3 (8.31)	90 ° Short	2.7 (68.8)	1.4 (34.9)	PA66HIRHSUV, ST, ZN	300
151-01435*	RCA90SM10	100.0 (445.0)	1.0 (24.9)	0.4 (10.29)	90 ° Short	2.7 (68.8)	1.4 (34.9)	PA66HIRHSUV, ST, ZN	300
151-01436*	RCA90SM12	100.0 (445.0)	1.0 (24.9)	0.5 (12.95)	90 ° Short	2.7 (68.8)	1.4 (34.9)	PA66HIRHSUV, ST, ZN	300
151-01639*	RCA180LM6	100.0 (445.0)	4.0 (101.5)	0.3 (6.5)	180 ° Long	5.3 (134.1)	1.4 (34.9)	PA66HIRHSUV, ST, ZN	200
151-01422*	RCA180LM8	100.0 (445.0)	4.0 (101.5)	0.3 (8.31)	180 ° Long	5.3 (134.1)	1.4 (34.9)	PA66HIRHSUV, ST, ZN	200
151-01423*	RCA180LM10	100.0 (445.0)	4.0 (101.5)	0.4 (10.29)	180 ° Long	5.3 (134.1)	1.4 (34.9)	PA66HIRHSUV, ST, ZN	200
151-01424*	RCA180LM12	100.0 (445.0)	4.0 (101.5)	0.5 (12.95)	180 ° Long	5.3 (134.1)	1.4 (34.9)	PA66HIRHSUV, ST, ZN	200
151-01638*	RCA180MM6	100.0 (445.0)	2.9 (72.5)	0.3 (6.5)	180 ° Medium	4.1 (105.1)	1.4 (34.9)	PA66HIRHSUV, ST, ZN	200
151-01419*	RCA180MM8	100.0 (445.0)	2.9 (72.5)	0.3 (8.31)	180 ° Medium	4.1 (105.1)	1.4 (34.9)	PA66HIRHSUV, ST, ZN	200
151-01420*	RCA180MM10	100.0 (445.0)	2.9 (72.5)	0.4 (10.29)	180 ° Medium	4.1 (105.1)	1.4 (34.9)	PA66HIRHSUV, ST, ZN	200
151-01421*	RCA180MM12	100.0 (445.0)	2.9 (72.5)	0.5 (12.95)	180 ° Medium	4.1 (105.1)	1.4 (34.9)	PA66HIRHSUV, ST, ZN	200
151-01637*	RCA180SM6	100.0 (445.0)	2.0 (50.5)	0.3 (6.5)	180 ° Short	3.3 (83.1)	1.4 (34.9)	PA66HIRHSUV, ST, ZN	300
151-01670*		100.0 (445.0)	2.0 (50.5)	0.3 (6.5)	180 ° Short	3.3 (83.1)	1.4 (34.9)	PA66HIRHSUV, ST, ZN	5
151-01416*	RCA180SM8	100.0 (445.0)	2.0 (50.5)	0.3 (8.31)	180 ° Short	3.3 (83.1)	1.4 (34.9)	PA66HIRHSUV, ST, ZN	300

Dimensions are approximate and subject to technical changes. Use Part No. for ordering and Type for specification purposes.

*This product meets UL standards. Please see appendix for specific file numbers.



Please note! Not all products listed on this page may have this approval. Please check our website for latest approvals.

Bundling and Securing

Clamps

Ratchet P-Clamps

Size A - For bundle diameters from ¼" to ½" (6.2 mm to 13.7 mm)

PART NO.	TYPE	Min. Tensile Strength lbs. (N)	Mounting Hole Centers in. (mm)	Mounting Hole Dia. in. (mm)	Angle/Length	Length (L2) in. (mm)	Width (W) in. (mm)	Material	Pkg. Qty.
151-01417*	RCA180SM10	100.0 (445.0)	2.0 (50.5)	0.4 (10.29)	180 ° Short	3.3 (83.1)	1.4 (34.9)	PA66HIRHSUV, ST, ZN	300
151-01418*	RCA180SM12	100.0 (445.0)	2.0 (50.5)	0.5 (12.95)	180 ° Short	3.3 (83.1)	1.4 (34.9)	PA66HIRHSUV, ST, ZN	300

Dimensions are approximate and subject to technical changes. Use Part No. for ordering and Type for specification purposes.

*This product meets UL standards. Please see appendix for specific file numbers.



Please note! Not all products listed on this page may have this approval. Please check our website for latest approvals.

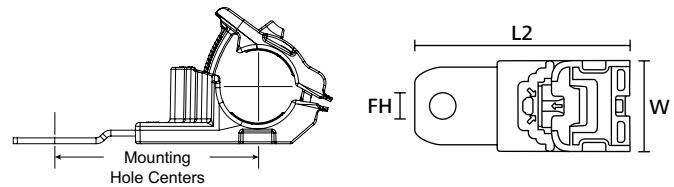
Ratchet P-Clamps

Size B - For bundle diameters from 1/2" to 3/4" (12.7 mm to 19.5 mm)

The Ratchet P-Clamp family offers versatility when managing wires, cables and hoses. The robust design and durable materials make it ideal for heavy duty applications, both indoors and out. The one-piece adjustable clamp can be closed by hand to the desired diameter. The release feature provides easy and nondestructive removal of cables simply by using a flat-head screwdriver. This nondestructive release allows the clamp to be reused without removing or replacing any bolts or screws. The Ratchet P-Clamp is offered in four sizes and multiple mounting configurations.

Features and Benefits

- One-piece ratchet closure design allows for easy installation during pre- or final assembly.
- Four sizes and multiple configurations handle a wide range of diameters and applications, reducing part inventory.
- Clamp interior is designed to guide and center bundle to reduce pinching.
- Easy release feature allows for quick adjustments and maintenance.
- Impact modified, heat and UV stabilized PA66 provides long-term durability, indoors and out.
- Steel mounting plate tolerates high torque mounting and is treated to resist chemicals and salt spray.



PART NO.	TYPE	Min. Tensile Strength lbs. (N)	Mounting Hole Centers in. (mm)	Mounting Hole Dia. in. (mm)	Angle/Length	Length (L2) in. (mm)	Width (W) in. (mm)	Material	Pkg. Qty.
151-01648*	RCB15SM6	100.0 (445.0)	2.2 (56.5)	0.3 (6.5)	15 ° Short	3.4 (86.9)	1.4 (34.9)	PA66HIRHSUV, ST, ZN	280
151-01448*	RCB15SM8	100.0 (445.0)	2.2 (56.5)	0.3 (8.31)	15 ° Short	3.4 (86.9)	1.4 (34.9)	PA66HIRHSUV, ST, ZN	280
151-01449*	RCB15SM10	100.0 (445.0)	2.2 (56.5)	0.4 (10.29)	15 ° Short	3.4 (86.9)	1.4 (34.9)	PA66HIRHSUV, ST, ZN	280
151-01450*	RCB15SM12	100.0 (445.0)	2.2 (56.5)	0.5 (12.95)	15 ° Short	3.4 (86.9)	1.4 (34.9)	PA66HIRHSUV, ST, ZN	280
151-01650*	RCB30LM6	100.0 (445.0)	2.9 (73.5)	0.3 (6.5)	30 ° Long	4.1 (103.2)	1.4 (34.9)	PA66HIRHSUV, ST, ZN	200
151-01454*	RCB30LM8	100.0 (445.0)	2.9 (73.5)	0.3 (8.31)	30 ° Long	4.1 (103.2)	1.4 (34.9)	PA66HIRHSUV, ST, ZN	200
151-01455*	RCB30LM10	100.0 (445.0)	2.9 (73.5)	0.4 (10.29)	30 ° Long	4.1 (103.2)	1.4 (34.9)	PA66HIRHSUV, ST, ZN	200
151-01456*	RCB30LM12	100.0 (445.0)	2.9 (73.5)	0.5 (12.95)	30 ° Long	4.1 (103.2)	1.4 (34.9)	PA66HIRHSUV, ST, ZN	200
151-01649*	RCB30SM6	100.0 (445.0)	1.9 (48.8)	0.3 (6.5)	30 ° Short	3.1 (78.5)	1.4 (34.9)	PA66HIRHSUV, ST, ZN	280
151-01451*	RCB30SM8	100.0 (445.0)	1.9 (48.8)	0.3 (8.31)	30 ° Short	3.1 (78.5)	1.4 (34.9)	PA66HIRHSUV, ST, ZN	280

Dimensions are approximate and subject to technical changes. Use Part No. for ordering and Type for specification purposes.

*This product meets UL standards. Please see appendix for specific file numbers.



Please note! Not all products listed on this page may have this approval. Please check our website for latest approvals.

Bundling and Securing

Clamps

Ratchet P-Clamps

Size B - For bundle diameters from ½" to ¾" (12.7 mm to 19.5 mm)

PART NO.	TYPE	Min. Tensile Strength lbs. (N)	Mounting Hole Centers in. (mm)	Mounting Hole Dia. in. (mm)	Angle/Length	Length (L2) in. (mm)	Width (W) in. (mm)	Material	Pkg. Qty.
151-01452*	RCB30SM10	100.0 (445.0)	1.9 (48.8)	0.4 (10.29)	30 ° Short	3.1 (78.5)	1.4 (34.9)	PA66HIRHSUV, ST, ZN	280
151-01453*	RCB30SM12	100.0 (445.0)	1.9 (48.8)	0.5 (12.95)	30 ° Short	3.1 (78.5)	1.4 (34.9)	PA66HIRHSUV, ST, ZN	280
151-01652*	RCB90LM6	100.0 (445.0)	1.1 (26.7)	0.3 (6.5)	90 ° Long	3.8 (96.8)	1.4 (34.9)	PA66HIRHSUV, ST, ZN	200
151-01460*	RCB90LM8	100.0 (445.0)	1.1 (26.7)	0.3 (8.31)	90 ° Long	3.8 (96.8)	1.4 (34.9)	PA66HIRHSUV, ST, ZN	200
151-01461*	RCB90LM10	100.0 (445.0)	1.1 (26.7)	0.4 (10.29)	90 ° Long	3.8 (96.8)	1.4 (34.9)	PA66HIRHSUV, ST, ZN	200
151-01462*	RCB90LM12	100.0 (445.0)	1.1 (26.7)	0.5 (12.95)	90 ° Long	3.8 (96.8)	1.4 (34.9)	PA66HIRHSUV, ST, ZN	200
151-01651*	RCB90SM6	100.0 (445.0)	1.1 (26.7)	0.3 (6.5)	90 ° Short	2.7 (68.8)	1.4 (34.9)	PA66HIRHSUV, ST, ZN	280
151-01457*	RCB90SM8	100.0 (445.0)	1.1 (26.7)	0.3 (8.31)	90 ° Short	2.7 (68.8)	1.4 (34.9)	PA66HIRHSUV, ST, ZN	280
151-01458*	RCB90SM10	100.0 (445.0)	1.1 (26.7)	0.4 (10.29)	90 ° Short	2.7 (68.8)	1.4 (34.9)	PA66HIRHSUV, ST, ZN	280
151-01459*	RCB90SM12	100.0 (445.0)	1.1 (26.7)	0.5 (12.95)	90 ° Short	2.7 (68.8)	1.4 (34.9)	PA66HIRHSUV, ST, ZN	280
151-01647*	RCB180LM6	100.0 (445.0)	4.1 (103.8)	0.3 (6.5)	180 ° Long	5.3 (134.1)	1.4 (34.9)	PA66HIRHSUV, ST, ZN	200
151-01445*	RCB180LM8	100.0 (445.0)	4.1 (103.8)	0.3 (8.31)	180 ° Long	5.3 (134.1)	1.4 (34.9)	PA66HIRHSUV, ST, ZN	200
151-01446*	RCB180LM10	100.0 (445.0)	4.1 (103.8)	0.4 (10.29)	180 ° Long	5.3 (134.1)	1.4 (34.9)	PA66HIRHSUV, ST, ZN	200
151-01447*	RCB180LM12	100.0 (445.0)	4.1 (103.8)	0.5 (12.95)	180 ° Long	5.3 (134.1)	1.4 (34.9)	PA66HIRHSUV, ST, ZN	200
151-01646*	RCB180MM6	100.0 (445.0)	2.9 (74.8)	0.3 (6.5)	180 ° Medium	4.1 (105.1)	1.4 (34.9)	PA66HIRHSUV, ST, ZN	200
151-01442*	RCB180MM8	100.0 (445.0)	2.9 (74.8)	0.3 (8.31)	180 ° Medium	4.1 (105.1)	1.4 (34.9)	PA66HIRHSUV, ST, ZN	200
151-01443*	RCB180MM10	100.0 (445.0)	2.9 (74.8)	0.4 (10.29)	180 ° Medium	4.1 (105.1)	1.4 (34.9)	PA66HIRHSUV, ST, ZN	200
151-01444*	RCB180MM12	100.0 (445.0)	2.9 (74.8)	0.5 (12.95)	180 ° Medium	4.1 (105.1)	1.4 (34.9)	PA66HIRHSUV, ST, ZN	200
151-01645*	RCB180SM6	100.0 (445.0)	2.1 (52.8)	0.3 (6.5)	180 ° Short	3.3 (83.1)	1.4 (34.9)	PA66HIRHSUV, ST, ZN	280
151-01671*		100.0 (445.0)	2.1 (52.8)	0.3 (6.5)	180 ° Short	3.3 (83.1)	1.4 (34.9)	PA66HIRHSUV, ST, ZN	5
151-01440*	RCB180SM8	100.0 (445.0)	2.1 (52.8)	0.3 (8.31)	180 ° Short	3.3 (83.1)	1.4 (34.9)	PA66HIRHSUV, ST, ZN	280
151-01390*	RCB180SM10	100.0 (445.0)	2.1 (52.8)	0.4 (10.29)	180 ° Short	3.3 (83.1)	1.4 (34.9)	PA66HIRHSUV, ST, ZN	280
151-01441*	RCB180SM12	100.0 (445.0)	2.1 (52.8)	0.5 (12.95)	180 ° Short	3.3 (83.1)	1.4 (34.9)	PA66HIRHSUV, ST, ZN	280

Dimensions are approximate and subject to technical changes. Use Part No. for ordering and Type for specification purposes.

*This product meets UL standards. Please see appendix for specific file numbers. Please note! Not all products listed on this page may have this approval. Please check our website for latest approvals.



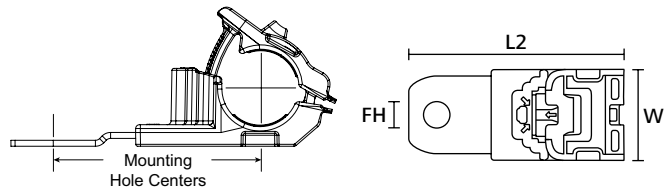
Ratchet P-Clamps

Size C - For bundle diameters from ¾" to 1 ⅜" (19.4 mm to 36.0 mm)

The Ratchet P-Clamp family offers versatility when managing wires, cables and hoses. The robust design and durable materials make it ideal for heavy duty applications, both indoors and out. The one-piece adjustable clamp can be closed by hand to the desired diameter. The release feature provides easy and nondestructive removal of cables simply by using a flat-head screwdriver. This nondestructive release allows the clamp to be reused without removing or replacing any bolts or screws. The Ratchet P-Clamp is offered in four sizes and multiple mounting configurations.

Features and Benefits

- One-piece ratchet closure design allows for easy installation during pre- or final assembly.
- Four sizes and multiple configurations handle a wide range of diameters and applications, reducing part inventory.
- Clamp interior is designed to guide and center bundle to reduce pinching.
- Easy release feature allows for quick adjustments and maintenance.
- Impact modified, heat and UV stabilized PA66 provides long-term durability, indoors and out.
- Steel mounting plate tolerates high torque mounting and is treated to resist chemicals and salt spray.



PART NO.	TYPE	Min. Tensile Strength lbs. (N)	Mounting Hole Centers in. (mm)	Mounting Hole Dia. in. (mm)	Angle/Length	Length (L2) in. (mm)	Width (W) in. (mm)	Material	Pkg. Qty.
151-01656*	RCC15SM6	100.0 (445.0)	2.5 (62.3)	0.3 (6.5)	15 ° Short	4.1 (103.5)	1.4 (34.9)	PA66HIRHSUV, ST, ZN	160
151-01483*	RCC15SM8	100.0 (445.0)	2.5 (62.3)	0.3 (8.31)	15 ° Short	4.1 (103.5)	1.4 (34.9)	PA66HIRHSUV, ST, ZN	160
151-01484*	RCC15SM10	100.0 (445.0)	2.5 (62.3)	0.4 (10.29)	15 ° Short	4.1 (103.5)	1.4 (34.9)	PA66HIRHSUV, ST, ZN	160
151-01485*	RCC15SM12	100.0 (445.0)	2.5 (62.3)	0.5 (12.95)	15 ° Short	4.1 (103.5)	1.4 (34.9)	PA66HIRHSUV, ST, ZN	160
151-01658*	RCC30LM6	100.0 (445.0)	3.0 (75.2)	0.3 (6.5)	30 ° Long	4.5 (114.9)	1.4 (34.9)	PA66HIRHSUV, ST, ZN	140
151-01489*	RCC30LM8	100.0 (445.0)	3.0 (75.2)	0.3 (8.31)	30 ° Long	4.5 (114.9)	1.4 (34.9)	PA66HIRHSUV, ST, ZN	140
151-01490*	RCC30LM10	100.0 (445.0)	3.0 (75.2)	0.4 (10.29)	30 ° Long	4.5 (114.9)	1.4 (34.9)	PA66HIRHSUV, ST, ZN	140
151-01491*	RCC30LM12	100.0 (445.0)	3.0 (75.2)	0.5 (12.95)	30 ° Long	4.5 (114.9)	1.4 (34.9)	PA66HIRHSUV, ST, ZN	140
151-01657*	RCC30SM6	100.0 (445.0)	2.0 (50.5)	0.3 (6.5)	30 ° Short	3.6 (90.2)	1.4 (34.9)	PA66HIRHSUV, ST, ZN	160
151-01486*	RCC30SM8	100.0 (445.0)	2.0 (50.5)	0.3 (8.31)	30 ° Short	3.6 (90.2)	1.4 (34.9)	PA66HIRHSUV, ST, ZN	160
151-01487*	RCC30SM10	100.0 (445.0)	2.0 (50.5)	0.4 (10.29)	30 ° Short	3.6 (90.2)	1.4 (34.9)	PA66HIRHSUV, ST, ZN	160

Dimensions are approximate and subject to technical changes. Use Part No. for ordering and Type for specification purposes.

*This product meets UL standards. Please see appendix for specific file numbers.



Please note! Not all products listed on this page may have this approval. Please check our website for latest approvals.

Bundling and Securing

Clamps

Ratchet P-Clamps

Size C - For bundle diameters from ¾" to 1⅜" (19.4 mm to 36.0 mm)

PART NO.	TYPE	Min. Tensile Strength lbs. (N)	Mounting Hole Centers in. (mm)	Mounting Hole Dia. in. (mm)	Angle/Length	Length (L2) in. (mm)	Width (W) in. (mm)	Material	Pkg. Qty.
151-01488*	RCC30SM12	100.0 (445.0)	2.0 (50.5)	0.5 (12.95)	30 ° Short	3.6 (90.2)	1.4 (34.9)	PA66HIRHSUV, ST, ZN	160
151-01660*	RCC90LM6	100.0 (445.0)	1.6 (39.9)	0.3 (6.5)	90 ° Long	5.1 (129.2)	1.4 (34.9)	PA66HIRHSUV, ST, ZN	140
151-01495*	RCC90LM8	100.0 (445.0)	1.6 (39.9)	0.3 (8.31)	90 ° Long	5.1 (129.2)	1.4 (34.9)	PA66HIRHSUV, ST, ZN	140
151-01496*	RCC90LM10	100.0 (445.0)	1.6 (39.9)	0.4 (10.29)	90 ° Long	5.1 (129.2)	1.4 (34.9)	PA66HIRHSUV, ST, ZN	140
151-01497*	RCC90LM12	100.0 (445.0)	1.6 (39.9)	0.5 (12.95)	90 ° Long	5.1 (129.2)	1.4 (34.9)	PA66HIRHSUV, ST, ZN	140
151-01659*	RCC90SM6	100.0 (445.0)	1.6 (39.9)	0.3 (6.5)	90 ° Short	4.0 (101.2)	1.4 (34.9)	PA66HIRHSUV, ST, ZN	160
151-01492*	RCC90SM8	100.0 (445.0)	1.6 (39.9)	0.3 (8.31)	90 ° Short	4.0 (101.2)	1.4 (34.9)	PA66HIRHSUV, ST, ZN	160
151-01493*	RCC90SM10	100.0 (445.0)	1.6 (39.9)	0.4 (10.29)	90 ° Short	4.0 (101.2)	1.4 (34.9)	PA66HIRHSUV, ST, ZN	160
151-01494*	RCC90SM12	100.0 (445.0)	1.6 (39.9)	0.5 (12.95)	90 ° Short	4.0 (101.2)	1.4 (34.9)	PA66HIRHSUV, ST, ZN	160
151-01655*	RCC180LM6	100.0 (445.0)	4.5 (113.3)	0.3 (6.5)	180 ° Long	6.1 (154.0)	1.4 (34.9)	PA66HIRHSUV, ST, ZN	140
151-01480*	RCC180LM8	100.0 (445.0)	4.5 (113.3)	0.3 (8.31)	180 ° Long	6.1 (154.0)	1.4 (34.9)	PA66HIRHSUV, ST, ZN	140
151-01481*	RCC180LM10	100.0 (445.0)	4.5 (113.3)	0.4 (10.29)	180 ° Long	6.1 (154.0)	1.4 (34.9)	PA66HIRHSUV, ST, ZN	140
151-01482*	RCC180LM12	100.0 (445.0)	4.5 (113.3)	0.5 (12.95)	180 ° Long	6.1 (154.0)	1.4 (34.9)	PA66HIRHSUV, ST, ZN	140
151-01654*	RCC180MM6	100.0 (445.0)	3.3 (84.3)	0.3 (6.5)	180 ° Medium	4.9 (125.0)	1.4 (34.9)	PA66HIRHSUV, ST, ZN	140
151-01477*	RCC180MM8	100.0 (445.0)	3.3 (84.3)	0.3 (8.31)	180 ° Medium	4.9 (125.0)	1.4 (34.9)	PA66HIRHSUV, ST, ZN	140
151-01478*	RCC180MM10	100.0 (445.0)	3.3 (84.3)	0.4 (10.29)	180 ° Medium	4.9 (125.0)	1.4 (34.9)	PA66HIRHSUV, ST, ZN	140
151-01479*	RCC180MM12	100.0 (445.0)	3.3 (84.3)	0.5 (12.95)	180 ° Medium	4.9 (125.0)	1.4 (34.9)	PA66HIRHSUV, ST, ZN	140
151-01653*	RCC180SM6	100.0 (445.0)	2.5 (62.3)	0.3 (6.5)	180 ° Short	4.1 (103.0)	1.4 (34.9)	PA66HIRHSUV, ST, ZN	160
151-01672*		100.0 (445.0)	2.5 (62.3)	0.3 (6.5)	180 ° Short	4.1 (103.0)	1.4 (34.9)	PA66HIRHSUV, ST, ZN	3
151-01474*	RCC180SM8	100.0 (445.0)	2.5 (62.3)	0.3 (8.31)	180 ° Short	4.1 (103.0)	1.4 (34.9)	PA66HIRHSUV, ST, ZN	160
151-01475*	RCC180SM10	100.0 (445.0)	2.5 (62.3)	0.4 (10.29)	180 ° Short	4.1 (103.0)	1.4 (34.9)	PA66HIRHSUV, ST, ZN	160
151-01476*	RCC180SM12	100.0 (445.0)	2.5 (62.3)	0.5 (12.95)	180 ° Short	4.1 (103.0)	1.4 (34.9)	PA66HIRHSUV, ST, ZN	160

Dimensions are approximate and subject to technical changes. Use Part No. for ordering and Type for specification purposes.

*This product meets UL standards. Please see appendix for specific file numbers.



Please note! Not all products listed on this page may have this approval. Please check our website for latest approvals.

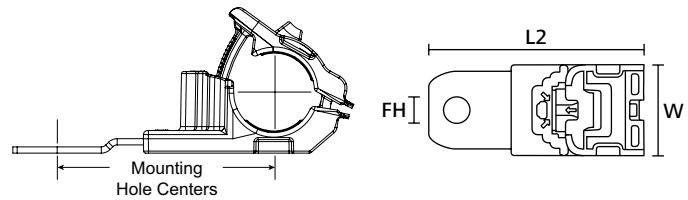
Ratchet P-Clamps

Size D - For bundle diameters from 1 3/8" to 2" (36.0 mm to 51.0 mm)

The Ratchet P-Clamp family offers versatility when managing wires, cables and hoses. The robust design and durable materials make it ideal for heavy duty applications, both indoors and out. The one-piece adjustable clamp can be closed by hand to the desired diameter. The release feature provides easy and nondestructive removal of cables simply by using a flat-head screwdriver. This nondestructive release allows the clamp to be reused without removing or replacing any bolts or screws. The Ratchet P-Clamp is offered in four sizes and multiple mounting configurations.

Features and Benefits

- One-piece ratchet closure design allows for easy installation during pre- or final assembly.
- Four sizes and multiple configurations handle a wide range of diameters and applications, reducing part inventory.
- Clamp interior is designed to guide and center bundle to reduce pinching.
- Easy release feature allows for quick adjustments and maintenance.
- Impact modified, heat and UV stabilized PA66 provides long-term durability, indoors and out.
- Steel mounting plate tolerates high torque mounting and is treated to resist chemicals and salt spray.



PART NO.	TYPE	Min. Tensile Strength lbs. (N)	Mounting Hole Centers in. (mm)	Mounting Hole Dia. in. (mm)	Angle/Length	Length (L2) in. (mm)	Width (W) in. (mm)	Material	Pkg. Qty.
151-01664*	RCD15SM6	100.0 (445.0)	2.7 (69.1)	0.3 (6.5)	15 ° Short	4.6 (115.9)	1.4 (34.9)	PA66HIRHSUV, ST, ZN	160
151-01509*	RCD15SM8	100.0 (445.0)	2.7 (69.1)	0.3 (8.31)	15 ° Short	4.6 (115.9)	1.4 (34.9)	PA66HIRHSUV, ST, ZN	160
151-01510*	RCD15SM10	100.0 (445.0)	2.7 (69.1)	0.4 (10.29)	15 ° Short	4.6 (115.9)	1.4 (34.9)	PA66HIRHSUV, ST, ZN	160
151-01511*	RCD15SM12	100.0 (445.0)	2.7 (69.1)	0.5 (12.95)	15 ° Short	4.6 (115.9)	1.4 (34.9)	PA66HIRHSUV, ST, ZN	160
151-01666*	RCD30LM6	100.0 (445.0)	3.2 (80.5)	0.3 (6.5)	30 ° Long	5.0 (127.0)	1.4 (34.9)	PA66HIRHSUV, ST, ZN	140
151-01515*	RCD30LM8	100.0 (445.0)	3.2 (80.5)	0.3 (8.31)	30 ° Long	5.0 (127.0)	1.4 (34.9)	PA66HIRHSUV, ST, ZN	140
151-01516*	RCD30LM10	100.0 (445.0)	3.2 (80.5)	0.4 (10.29)	30 ° Long	5.0 (127.0)	1.4 (34.9)	PA66HIRHSUV, ST, ZN	140
151-01517*	RCD30LM12	100.0 (445.0)	3.2 (80.5)	0.5 (12.95)	30 ° Long	5.0 (127.0)	1.4 (34.9)	PA66HIRHSUV, ST, ZN	140
151-01665*	RCD30SM6	100.0 (445.0)	2.2 (55.9)	0.3 (6.5)	30 ° Short	4.0 (102.4)	1.4 (34.9)	PA66HIRHSUV, ST, ZN	160
151-01512*	RCD30SM8	100.0 (445.0)	2.2 (55.9)	0.3 (8.31)	30 ° Short	4.0 (102.4)	1.4 (34.9)	PA66HIRHSUV, ST, ZN	160
151-01513*	RCD30SM10	100.0 (445.0)	2.2 (55.9)	0.4 (10.29)	30 ° Short	4.0 (102.4)	1.4 (34.9)	PA66HIRHSUV, ST, ZN	160

Dimensions are approximate and subject to technical changes. Use Part No. for ordering and Type for specification purposes.
 *This product meets UL standards. Please see appendix for specific file numbers.



Please note! Not all products listed on this page may have this approval. Please check our website for latest approvals.

Bundling and Securing

Clamps

Ratchet P-Clamps

Size D - For bundle diameters from 1 3/8" to 2" (36.0 mm to 51.0 mm)

PART NO.	TYPE	Min. Tensile Strength lbs. (N)	Mounting Hole Centers in. (mm)	Mounting Hole Dia. in. (mm)	Angle/Length	Length (L2) in. (mm)	Width (W) in. (mm)	Material	Pkg. Qty.
151-01514*	RCD30SM12	100.0 (445.0)	2.2 (55.9)	0.5 (12.95)	30 ° Short	4.0 (102.4)	1.4 (34.9)	PA66HIRHSUV, ST, ZN	160
151-01628*	RCD90LM6	100.0 (445.0)	1.7 (42.4)	0.3 (6.5)	90 ° Long	4.6 (116.7)	1.4 (34.9)	PA66HIRHSUV, ST, ZN	140
151-01521*	RCD90LM8	100.0 (445.0)	1.7 (42.4)	0.3 (8.31)	90 ° Long	4.6 (116.7)	1.4 (34.9)	PA66HIRHSUV, ST, ZN	140
151-01522*	RCD90LM10	100.0 (445.0)	1.7 (42.4)	0.4 (10.29)	90 ° Long	4.6 (116.7)	1.4 (34.9)	PA66HIRHSUV, ST, ZN	140
151-01523*	RCD90LM12	100.0 (445.0)	1.7 (42.4)	0.5 (12.95)	90 ° Long	4.6 (116.7)	1.4 (34.9)	PA66HIRHSUV, ST, ZN	140
151-01667*	RCD90SM6	100.0 (445.0)	1.7 (42.4)	0.3 (6.5)	90 ° Short	3.5 (88.7)	1.4 (34.9)	PA66HIRHSUV, ST, ZN	160
151-01518*	RCD90SM8	100.0 (445.0)	1.7 (42.4)	0.3 (8.31)	90 ° Short	3.5 (88.7)	1.4 (34.9)	PA66HIRHSUV, ST, ZN	160
151-01519*	RCD90SM10	100.0 (445.0)	1.7 (42.4)	0.4 (10.29)	90 ° Short	3.5 (88.7)	1.4 (34.9)	PA66HIRHSUV, ST, ZN	160
151-01520*	RCD90SM12	100.0 (445.0)	1.7 (42.4)	0.5 (12.95)	90 ° Short	3.5 (88.7)	1.4 (34.9)	PA66HIRHSUV, ST, ZN	160
151-01663*	RCD180LM6	100.0 (445.0)	4.8 (121.0)	0.3 (6.5)	180 ° Long	6.6 (166.5)	1.4 (34.9)	PA66HIRHSUV, ST, ZN	140
151-01506*	RCD180LM8	100.0 (445.0)	4.8 (121.0)	0.3 (8.31)	180 ° Long	6.6 (166.5)	1.4 (34.9)	PA66HIRHSUV, ST, ZN	140
151-01507*	RCD180LM10	100.0 (445.0)	4.8 (121.0)	0.4 (10.29)	180 ° Long	6.6 (166.5)	1.4 (34.9)	PA66HIRHSUV, ST, ZN	140
151-01508*	RCD180LM12	100.0 (445.0)	4.8 (121.0)	0.5 (12.95)	180 ° Long	6.6 (166.5)	1.4 (34.9)	PA66HIRHSUV, ST, ZN	140
151-01662*	RCD180MM6	100.0 (445.0)	3.6 (92.0)	0.3 (6.5)	180 ° Medium	5.4 (137.5)	1.4 (34.9)	PA66HIRHSUV, ST, ZN	140
151-01503*	RCD180MM8	100.0 (445.0)	3.6 (92.0)	0.3 (8.31)	180 ° Medium	5.4 (137.5)	1.4 (34.9)	PA66HIRHSUV, ST, ZN	140
151-01504*	RCD180MM10	100.0 (445.0)	3.6 (92.0)	0.4 (10.29)	180 ° Medium	5.4 (137.5)	1.4 (34.9)	PA66HIRHSUV, ST, ZN	140
151-01505*	RCD180MM12	100.0 (445.0)	3.6 (92.0)	0.5 (12.95)	180 ° Medium	5.4 (137.5)	1.4 (34.9)	PA66HIRHSUV, ST, ZN	140
151-01661*	RCD180SM6	100.0 (445.0)	2.8 (70.0)	0.3 (6.5)	180 ° Short	4.6 (115.5)	1.4 (34.9)	PA66HIRHSUV, ST, ZN	160
151-01673*		100.0 (445.0)	2.8 (70.0)	0.3 (6.5)	180 ° Short	4.6 (115.5)	1.4 (34.9)	PA66HIRHSUV, ST, ZN	3
151-01499*	RCD180SM8	100.0 (445.0)	2.8 (70.0)	0.3 (8.31)	180 ° Short	4.6 (115.5)	1.4 (34.9)	PA66HIRHSUV, ST, ZN	160
151-01501*	RCD180SM10	100.0 (445.0)	2.8 (70.0)	0.4 (10.29)	180 ° Short	4.6 (115.5)	1.4 (34.9)	PA66HIRHSUV, ST, ZN	160
151-01502*	RCD180SM12	100.0 (445.0)	2.8 (70.0)	0.5 (12.95)	180 ° Short	4.6 (115.5)	1.4 (34.9)	PA66HIRHSUV, ST, ZN	160

Dimensions are approximate and subject to technical changes. Use Part No. for ordering and Type for specification purposes.

*This product meets UL standards. Please see appendix for specific file numbers.



Please note! Not all products listed on this page may have this approval. Please check our website for latest approvals.

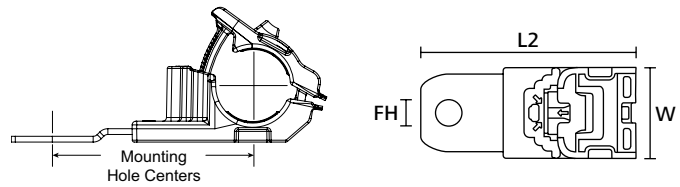
Stainless Steel Ratchet P-Clamp

Size A - For bundle diameters from ¼" to ½" (6.2 mm to 13.7 mm)

The Ratchet P-Clamp family offers versatility when managing wires, cables and hoses. The robust design and durable materials make it ideal for heavy duty applications, both indoors and out. The one-piece adjustable clamp can be closed by hand to the desired diameter. The release feature provides easy and nondestructive removal of cables simply by using a flat-head screwdriver. This nondestructive release allows the clamp to be reused without removing or replacing any bolts or screws. The Ratchet P-Clamp is offered in four sizes and multiple mounting configurations.

Features and Benefits

- One-piece ratchet closure design allows for easy installation during pre- or final assembly.
- Four sizes and multiple configurations handle a wide range of diameters and applications, reducing part inventory.
- Clamp interior is designed to guide and center bundle to reduce pinching.
- Easy release feature allows for quick adjustments and maintenance.
- Impact modified, heat and UV stabilized PA66 provides long-term durability, indoors and out.
- Stainless steel mounting plate tolerates high torque mounting and resists galvanic corrosion with dissimilar metals and harsh chemicals.



PART NO.	TYPE	Min. Tensile Strength lbs. (N)	Mounting Hole Centers in. (mm)	Mounting Hole Dia. in. (mm)	Angle/Length	Length (L2) in. (mm)	Width (W) in. (mm)	Material	Pkg. Qty.
151-01923*	RCA15SM6SS	100.0 (445.0)	2.2 (54.7)	0.3 (6.5)	15 ° Short	3.4 (86.9)	1.4 (34.9)	PA66HIRHSUV, SS304	300
151-01924*	RCA15SM8SS	100.0 (445.0)	2.2 (54.7)	0.3 (8.31)	15 ° Short	3.4 (86.9)	1.4 (34.9)	PA66HIRHSUV, SS304	300
151-01925*	RCA15SM10SS	100.0 (445.0)	2.2 (54.7)	0.4 (10.29)	15 ° Short	3.4 (86.9)	1.4 (34.9)	PA66HIRHSUV, SS304	300
151-01926*	RCA15SM12SS	100.0 (445.0)	2.2 (54.7)	0.5 (12.95)	15 ° Short	3.4 (86.9)	1.4 (34.9)	PA66HIRHSUV, SS304	300
151-01931*	RCA30LM6SS	100.0 (445.0)	2.9 (72.4)	0.3 (6.5)	30 ° Long	4.1 (103.2)	1.4 (34.9)	PA66HIRHSUV, SS304	200
151-01932*	RCA30LM8SS	100.0 (445.0)	2.9 (72.4)	0.3 (8.31)	30 ° Long	4.1 (103.2)	1.4 (34.9)	PA66HIRHSUV, SS304	200
151-01933*	RCA30LM10SS	100.0 (445.0)	2.9 (72.4)	0.4 (10.29)	30 ° Long	4.1 (103.2)	1.4 (34.9)	PA66HIRHSUV, SS304	200
151-01934*	RCA30LM12SS	100.0 (445.0)	2.9 (72.4)	0.5 (12.95)	30 ° Long	4.1 (103.2)	1.4 (34.9)	PA66HIRHSUV, SS304	200
151-01927*	RCA30SM6SS	100.0 (445.0)	1.9 (47.7)	0.3 (6.5)	30 ° Short	3.1 (78.5)	1.4 (34.9)	PA66HIRHSUV, SS304	300
151-01928*	RCA30SM8SS	100.0 (445.0)	1.9 (47.7)	0.3 (8.31)	30 ° Short	3.1 (78.5)	1.4 (34.9)	PA66HIRHSUV, SS304	300
151-01929*	RCA30SM10SS	100.0 (445.0)	1.9 (47.7)	0.4 (10.29)	30 ° Short	3.1 (78.5)	1.4 (34.9)	PA66HIRHSUV, SS304	300

Dimensions are approximate and subject to technical changes. Use Part No. for ordering and Type for specification purposes.

*This product meets UL standards. Please see appendix for specific file numbers.



Please note! Not all products listed on this page may have this approval. Please check our website for latest approvals.

Bundling and Securing

Clamps

Stainless Steel Ratchet P-Clamp

Size A - For bundle diameters from ¼" to ½" (6.2 mm to 13.7 mm)

PART NO.	TYPE	Min. Tensile Strength lbs. (N)	Mounting Hole Centers in. (mm)	Mounting Hole Dia. in. (mm)	Angle/Length	Length (L2) in. (mm)	Width (W) in. (mm)	Material	Pkg. Qty.
151-01930*	RCA30SM12SS	100.0 (445.0)	1.9 (47.7)	0.5 (12.95)	30 ° Short	3.1 (78.5)	1.4 (34.9)	PA66HIRHSUV, SS304	300
151-01939*	RCA90LM6SS	100.0 (445.0)	1.0 (24.9)	0.3 (6.5)	90 ° Long	3.8 (96.8)	1.4 (34.9)	PA66HIRHSUV, SS304	200
151-01940*	RCA90LM8SS	100.0 (445.0)	1.0 (24.9)	0.3 (8.31)	90 ° Long	3.8 (96.8)	1.4 (34.9)	PA66HIRHSUV, SS304	200
151-01941*	RCA90LM10SS	100.0 (445.0)	1.0 (24.9)	0.4 (10.29)	90 ° Long	3.8 (96.8)	1.4 (34.9)	PA66HIRHSUV, SS304	200
151-01942*	RCA90LM12SS	100.0 (445.0)	1.0 (24.9)	0.5 (12.95)	90 ° Long	3.8 (96.8)	1.4 (34.9)	PA66HIRHSUV, SS304	200
151-01935*	RCA90SM6SS	100.0 (445.0)	1.0 (24.9)	0.3 (6.5)	90 ° Short	2.7 (68.8)	1.4 (34.9)	PA66HIRHSUV, SS304	300
151-01936*	RCA90SM8SS	100.0 (445.0)	1.0 (24.9)	0.3 (8.31)	90 ° Short	2.7 (68.8)	1.4 (34.9)	PA66HIRHSUV, SS304	300
151-01937*	RCA90SM10SS	100.0 (445.0)	1.0 (24.9)	0.4 (10.29)	90 ° Short	2.7 (68.8)	1.4 (34.9)	PA66HIRHSUV, SS304	300
151-01938*	RCA90SM12SS	100.0 (445.0)	1.0 (24.9)	0.5 (12.95)	90 ° Short	2.7 (68.8)	1.4 (34.9)	PA66HIRHSUV, SS304	300
151-01919*	RCA180LM6SS	100.0 (445.0)	4.0 (101.5)	0.3 (6.5)	180 ° Long	5.3 (134.1)	1.4 (34.9)	PA66HIRHSUV, SS304	200
151-01920*	RCA180LM8SS	100.0 (445.0)	4.0 (101.5)	0.3 (8.31)	180 ° Long	5.3 (134.1)	1.4 (34.9)	PA66HIRHSUV, SS304	200
151-01921*	RCA180LM10SS	100.0 (445.0)	4.0 (101.5)	0.4 (10.29)	180 ° Long	5.3 (134.1)	1.4 (34.9)	PA66HIRHSUV, SS304	200
151-01922*	RCA180LM12SS	100.0 (445.0)	4.0 (101.5)	0.5 (12.95)	180 ° Long	5.3 (134.1)	1.4 (34.9)	PA66HIRHSUV, SS304	200
151-01915*	RCA180MM6SS	100.0 (445.0)	2.9 (72.5)	0.3 (6.5)	180 ° Medium	4.1 (105.1)	1.4 (34.9)	PA66HIRHSUV, SS304	200
151-01916*	RCA180MM8SS	100.0 (445.0)	2.9 (72.5)	0.3 (8.31)	180 ° Medium	4.1 (105.1)	1.4 (34.9)	PA66HIRHSUV, SS304	200
151-01917*	RCA180MM10SS	100.0 (445.0)	2.9 (72.5)	0.4 (10.29)	180 ° Medium	4.1 (105.1)	1.4 (34.9)	PA66HIRHSUV, SS304	200
151-01918*	RCA180MM12SS	100.0 (445.0)	2.9 (72.5)	0.5 (12.95)	180 ° Medium	4.1 (105.1)	1.4 (34.9)	PA66HIRHSUV, SS304	200
151-01911*	RCA180SM6SS	100.0 (445.0)	2.0 (50.5)	0.3 (6.5)	180 ° Short	3.3 (83.1)	1.4 (34.9)	PA66HIRHSUV, SS304	300
151-01912*	RCA180SM8SS	100.0 (445.0)	2.0 (50.5)	0.3 (8.31)	180 ° Short	3.3 (83.1)	1.4 (34.9)	PA66HIRHSUV, SS304	300
151-01913*	RCA180SM10SS	100.0 (445.0)	2.0 (50.5)	0.4 (10.29)	180 ° Short	3.3 (83.1)	1.4 (34.9)	PA66HIRHSUV, SS304	300
151-01914*	RCA180SM12SS	100.0 (445.0)	2.0 (50.5)	0.5 (12.95)	180 ° Short	3.3 (83.1)	1.4 (34.9)	PA66HIRHSUV, SS304	300

Dimensions are approximate and subject to technical changes. Use Part No. for ordering and Type for specification purposes.

*This product meets UL standards. Please see appendix for specific file numbers.



Please note! Not all products listed on this page may have this approval. Please check our website for latest approvals.

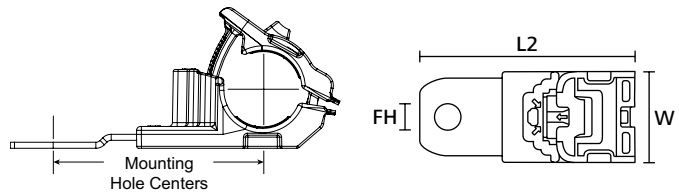
Stainless Steel Ratchet P-Clamp

Size B - For bundle diameters from 1/2" to 3/4" (12.7 mm to 19.5 mm)

The Ratchet P-Clamp family offers versatility when managing wires, cables and hoses. The robust design and durable materials make it ideal for heavy duty applications, both indoors and out. The one-piece adjustable clamp can be closed by hand to the desired diameter. The release feature provides easy and nondestructive removal of cables simply by using a flat-head screwdriver. This nondestructive release allows the clamp to be reused without removing or replacing any bolts or screws. The Ratchet P-Clamp is offered in four sizes and multiple mounting configurations.

Features and Benefits

- One-piece ratchet closure design allows for easy installation during pre- or final assembly.
- Four sizes and multiple configurations handle a wide range of diameters and applications, reducing part inventory.
- Clamp interior is designed to guide and center bundle to reduce pinching.
- Easy release feature allows for quick adjustments and maintenance.
- Impact modified, heat and UV stabilized PA66 provides long-term durability, indoors and out.
- Stainless steel mounting plate tolerates high torque mounting, resists galvanic corrosion with dissimilar metals, and harsh chemicals.



PART NO.	TYPE	Min. Tensile Strength lbs. (N)	Mounting Hole Centers in. (mm)	Mounting Hole Dia. in. (mm)	Angle/Length	Length (L2) in. (mm)	Width (W) in. (mm)	Material	Pkg. Qty.
151-01955*	RCB15SM6SS	100.0 (445.0)	2.2 (56.5)	0.3 (6.5)	15 ° Short	3.4 (86.9)	1.4 (34.9)	PA66HIRHSUV, SS304	280
151-01956*	RCB15SM8SS	100.0 (445.0)	2.2 (56.5)	0.3 (8.31)	15 ° Short	3.4 (86.9)	1.4 (34.9)	PA66HIRHSUV, SS304	280
151-01957*	RCB15SM10SS	100.0 (445.0)	2.2 (56.5)	0.4 (10.29)	15 ° Short	3.4 (86.9)	1.4 (34.9)	PA66HIRHSUV, SS304	280
151-01958*	RCB15SM12SS	100.0 (445.0)	2.2 (56.5)	0.5 (12.95)	15 ° Short	3.4 (86.9)	1.4 (34.9)	PA66HIRHSUV, SS304	280
151-01963*	RCB30LM6SS	100.0 (445.0)	2.9 (73.5)	0.3 (6.5)	30 ° Long	4.1 (103.2)	1.4 (34.9)	PA66HIRHSUV, SS304	200
151-01964*	RCB30LM8SS	100.0 (445.0)	2.9 (73.5)	0.3 (8.31)	30 ° Long	4.1 (103.2)	1.4 (34.9)	PA66HIRHSUV, SS304	200
151-01965*	RCB30LM10SS	100.0 (445.0)	2.9 (73.5)	0.4 (10.29)	30 ° Long	4.1 (103.2)	1.4 (34.9)	PA66HIRHSUV, SS304	200
151-01966*	RCB30LM12SS	100.0 (445.0)	2.9 (73.5)	0.5 (12.95)	30 ° Long	4.1 (103.2)	1.4 (34.9)	PA66HIRHSUV, SS304	200
151-01959*	RCB30SM6SS	100.0 (445.0)	1.9 (48.8)	0.3 (6.5)	30 ° Short	3.1 (78.5)	1.4 (34.9)	PA66HIRHSUV, SS304	280
151-01960*	RCB30SM8SS	100.0 (445.0)	1.9 (48.8)	0.3 (8.31)	30 ° Short	3.1 (78.5)	1.4 (34.9)	PA66HIRHSUV, SS304	280
151-01961*	RCB30SM10SS	100.0 (445.0)	1.9 (48.8)	0.4 (10.29)	30 ° Short	3.1 (78.5)	1.4 (34.9)	PA66HIRHSUV, SS304	280

Dimensions are approximate and subject to technical changes. Use Part No. for ordering and Type for specification purposes.
 *This product meets UL standards. Please see appendix for specific file numbers.



Please note! Not all products listed on this page may have this approval. Please check our website for latest approvals.

Bundling and Securing

Clamps

Stainless Steel Ratchet P-Clamp

Size B - For bundle diameters from 1/2" to 3/4" (12.7 mm to 19.5 mm)

PART NO.	TYPE	Min. Tensile Strength lbs. (N)	Mounting Hole Centers in. (mm)	Mounting Hole Dia. in. (mm)	Angle/Length	Length (L2) in. (mm)	Width (W) in. (mm)	Material	Pkg. Qty.
151-01962*	RCB30SM12SS	100.0 (445.0)	1.9 (48.8)	0.5 (12.95)	30 ° Short	3.1 (78.5)	1.4 (34.9)	PA66HIRHSUV, SS304	280
151-01971*	RCB90LM6SS	100.0 (445.0)	1.1 (26.7)	0.3 (6.5)	90 ° Long	3.8 (96.8)	1.4 (34.9)	PA66HIRHSUV, SS304	200
151-01972*	RCB90LM8SS	100.0 (445.0)	1.1 (26.7)	0.3 (8.31)	90 ° Long	3.8 (96.8)	1.4 (34.9)	PA66HIRHSUV, SS304	200
151-01973*	RCB90LM10SS	100.0 (445.0)	1.1 (26.7)	0.4 (10.29)	90 ° Long	3.8 (96.8)	1.4 (34.9)	PA66HIRHSUV, SS304	200
151-01974*	RCB90LM12SS	100.0 (445.0)	1.1 (26.7)	0.5 (12.95)	90 ° Long	3.8 (96.8)	1.4 (34.9)	PA66HIRHSUV, SS304	200
151-01967*	RCB90SM6SS	100.0 (445.0)	1.1 (26.7)	0.3 (6.5)	90 ° Short	2.7 (68.8)	1.4 (34.9)	PA66HIRHSUV, SS304	280
151-01968*	RCB90SM8SS	100.0 (445.0)	1.1 (26.7)	0.3 (8.31)	90 ° Short	2.7 (68.8)	1.4 (34.9)	PA66HIRHSUV, SS304	280
151-01969*	RCB90SM10SS	100.0 (445.0)	1.1 (26.7)	0.4 (10.29)	90 ° Short	2.7 (68.8)	1.4 (34.9)	PA66HIRHSUV, SS304	280
151-01970*	RCB90SM12SS	100.0 (445.0)	1.1 (26.7)	0.5 (12.95)	90 ° Short	2.7 (68.8)	1.4 (34.9)	PA66HIRHSUV, SS304	280
151-01951*	RCB180LM6SS	100.0 (445.0)	4.1 (103.8)	0.3 (6.5)	180 ° Long	5.3 (134.1)	1.4 (34.9)	PA66HIRHSUV, SS304	200
151-01952*	RCB180LM8SS	100.0 (445.0)	4.1 (103.8)	0.3 (8.31)	180 ° Long	5.3 (134.1)	1.4 (34.9)	PA66HIRHSUV, SS304	200
151-01953*	RCB180LM10SS	100.0 (445.0)	4.1 (103.8)	0.4 (10.29)	180 ° Long	5.3 (134.1)	1.4 (34.9)	PA66HIRHSUV, SS304	200
151-01954*	RCB180LM12SS	100.0 (445.0)	4.1 (103.8)	0.5 (12.95)	180 ° Long	5.3 (134.1)	1.4 (34.9)	PA66HIRHSUV, SS304	200
151-01947*	RCB180MM6SS	100.0 (445.0)	2.9 (74.8)	0.3 (6.5)	180 ° Medium	4.1 (105.1)	1.4 (34.9)	PA66HIRHSUV, SS304	200
151-01948*	RCB180MM8SS	100.0 (445.0)	2.9 (74.8)	0.3 (8.31)	180 ° Medium	4.1 (105.1)	1.4 (34.9)	PA66HIRHSUV, SS304	200
151-01949*	RCB180MM10SS	100.0 (445.0)	2.9 (74.8)	0.4 (10.29)	180 ° Medium	4.1 (105.1)	1.4 (34.9)	PA66HIRHSUV, SS304	200
151-01950*	RCB180MM12SS	100.0 (445.0)	2.9 (74.8)	0.5 (12.95)	180 ° Medium	4.1 (105.1)	1.4 (34.9)	PA66HIRHSUV, SS304	200
151-01943*	RCB180SM6SS	100.0 (445.0)	2.1 (52.8)	0.3 (6.5)	180 ° Short	3.3 (83.1)	1.4 (34.9)	PA66HIRHSUV, SS304	280
151-01944*	RCB180SM8SS	100.0 (445.0)	2.1 (52.8)	0.3 (8.31)	180 ° Short	3.3 (83.1)	1.4 (34.9)	PA66HIRHSUV, SS304	280
151-01945*	RCB180SM10SS	100.0 (445.0)	2.1 (52.8)	0.4 (10.29)	180 ° Short	3.3 (83.1)	1.4 (34.9)	PA66HIRHSUV, SS304	280
151-01946*	RCB180SM12SS	100.0 (445.0)	2.1 (52.8)	0.5 (12.95)	180 ° Short	3.3 (83.1)	1.4 (34.9)	PA66HIRHSUV, SS304	280

Dimensions are approximate and subject to technical changes. Use Part No. for ordering and Type for specification purposes.

*This product meets UL standards. Please see appendix for specific file numbers.



Please note! Not all products listed on this page may have this approval. Please check our website for latest approvals.

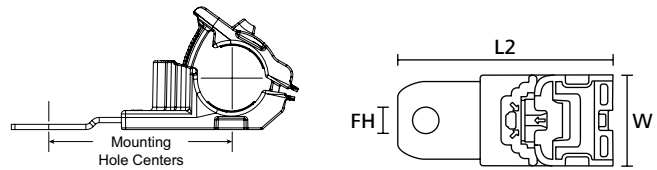
Stainless Steel Ratchet P-Clamp

Size C - For bundle diameters from 3/4" to 1 3/8" (19.4 mm to 36.0 mm)

The Ratchet P-Clamp family offers versatility when managing wires, cables and hoses. The robust design and durable materials make it ideal for heavy duty applications, both indoors and out. The one-piece adjustable clamp can be closed by hand to the desired diameter. The release feature provides easy and nondestructive removal of cables simply by using a flat-head screwdriver. This nondestructive release allows the clamp to be reused without removing or replacing any bolts or screws. The Ratchet P-Clamp is offered in four sizes and multiple mounting configurations.

Features and Benefits

- One-piece ratchet closure design allows for easy installation during pre- or final assembly.
- Four sizes and multiple configurations handle a wide range of diameters and applications, reducing part inventory.
- Clamp interior is designed to guide and center bundle to reduce pinching.
- Easy release feature allows for quick adjustments and maintenance.
- Impact modified, heat and UV stabilized PA66 provides long-term durability, indoors and out.
- Stainless steel mounting plate tolerates high torque mounting, resists galvanic corrosion with dissimilar metals, and harsh chemicals.



PART NO.	TYPE	Min. Tensile Strength lbs. (N)	Mounting Hole Centers in. (mm)	Mounting Hole Dia. in. (mm)	Angle/Length	Length (L2) in. (mm)	Width (W) in. (mm)	Material	Pkg. Qty.
151-01987*	RCC15SM6SS	100.0 (445.0)	2.5 (62.3)	0.3 (6.5)	15 ° Short	4.1 (103.5)	1.4 (34.9)	PA66HIRHSUV, SS304	160
151-01988*	RCC15SM8SS	100.0 (445.0)	2.5 (62.3)	0.3 (8.31)	15 ° Short	4.1 (103.5)	1.4 (34.9)	PA66HIRHSUV, SS304	160
151-01989*	RCC15SM10SS	100.0 (445.0)	2.5 (62.3)	0.4 (10.29)	15 ° Short	4.1 (103.5)	1.4 (34.9)	PA66HIRHSUV, SS304	160
151-01990*	RCC15SM12SS	100.0 (445.0)	2.5 (62.3)	0.5 (12.95)	15 ° Short	4.1 (103.5)	1.4 (34.9)	PA66HIRHSUV, SS304	160
151-01995*	RCC30LM6SS	100.0 (445.0)	3.0 (75.2)	0.3 (6.5)	30 ° Long	4.5 (114.9)	1.4 (34.9)	PA66HIRHSUV, SS304	140
151-01996*	RCC30LM8SS	100.0 (445.0)	3.0 (75.2)	0.3 (8.31)	30 ° Long	4.5 (114.9)	1.4 (34.9)	PA66HIRHSUV, SS304	140
151-01997*	RCC30LM10SS	100.0 (445.0)	3.0 (75.2)	0.4 (10.29)	30 ° Long	4.5 (114.9)	1.4 (34.9)	PA66HIRHSUV, SS304	140
151-01998*	RCC30LM12SS	100.0 (445.0)	3.0 (75.2)	0.5 (12.95)	30 ° Long	4.5 (114.9)	1.4 (34.9)	PA66HIRHSUV, SS304	140
151-01991*	RCC30SM6SS	100.0 (445.0)	2.0 (50.5)	0.3 (6.5)	30 ° Short	3.6 (90.2)	1.4 (34.9)	PA66HIRHSUV, SS304	160
151-01992*	RCC30SM8SS	100.0 (445.0)	2.0 (50.5)	0.3 (8.31)	30 ° Short	3.6 (90.2)	1.4 (34.9)	PA66HIRHSUV, SS304	160

Dimensions are approximate and subject to technical changes. Use Part No. for ordering and Type for specification purposes.

*This product meets UL standards. Please see appendix for specific file numbers.



Please note! Not all products listed on this page may have this approval. Please check our website for latest approvals.

Bundling and Securing

Clamps

Stainless Steel Ratchet P-Clamp

Size C - For bundle diameters from 3/4" to 1 3/8" (19.4 mm to 36.0 mm)

PART NO.	TYPE	Min. Tensile Strength lbs. (N)	Mounting Hole Centers in. (mm)	Mounting Hole Dia. in. (mm)	Angle/Length	Length (L2) in. (mm)	Width (W) in. (mm)	Material	Pkg. Qty.
151-01993*	RCC30SM10SS	100.0 (445.0)	2.0 (50.5)	0.4 (10.29)	30 ° Short	3.6 (90.2)	1.4 (34.9)	PA66HIRHSUV, SS304	160
151-01994*	RCC30SM12SS	100.0 (445.0)	2.0 (50.5)	0.5 (12.95)	30 ° Short	3.6 (90.2)	1.4 (34.9)	PA66HIRHSUV, SS304	160
151-02004*	RCC90LM6SS	100.0 (445.0)	1.6 (39.9)	0.3 (6.5)	90 ° Long	5.1 (129.2)	1.4 (34.9)	PA66HIRHSUV, SS304	140
151-02005*	RCC90LM8SS	100.0 (445.0)	1.6 (39.9)	0.3 (8.31)	90 ° Long	5.1 (129.2)	1.4 (34.9)	PA66HIRHSUV, SS304	140
151-02006*	RCC90LM10SS	100.0 (445.0)	1.6 (39.9)	0.4 (10.29)	90 ° Long	5.1 (129.2)	1.4 (34.9)	PA66HIRHSUV, SS304	140
151-02007*	RCC90LM12SS	100.0 (445.0)	1.6 (39.9)	0.5 (12.95)	90 ° Long	5.1 (129.2)	1.4 (34.9)	PA66HIRHSUV, SS304	140
151-01999*	RCC90SM6SS	100.0 (445.0)	1.6 (39.9)	0.3 (6.5)	90 ° Short	4.0 (101.2)	1.4 (34.9)	PA66HIRHSUV, SS304	160
151-02001*	RCC90SM8SS	100.0 (445.0)	1.6 (39.9)	0.3 (8.31)	90 ° Short	4.0 (101.2)	1.4 (34.9)	PA66HIRHSUV, SS304	160
151-02002*	RCC90SM10SS	100.0 (445.0)	1.6 (39.9)	0.4 (10.29)	90 ° Short	4.0 (101.2)	1.4 (34.9)	PA66HIRHSUV, SS304	160
151-02003*	RCC90SM12SS	100.0 (445.0)	1.6 (39.9)	0.5 (12.95)	90 ° Short	4.0 (101.2)	1.4 (34.9)	PA66HIRHSUV, SS304	160
151-01983*	RCC180LM6SS	100.0 (445.0)	4.5 (113.3)	0.3 (6.5)	180 ° Long	6.1 (154.0)	1.4 (34.9)	PA66HIRHSUV, SS304	140
151-01984*	RCC180LM8SS	100.0 (445.0)	4.5 (113.3)	0.3 (8.31)	180 ° Long	6.1 (154.0)	1.4 (34.9)	PA66HIRHSUV, SS304	140
151-01985*	RCC180LM10SS	100.0 (445.0)	4.5 (113.3)	0.4 (10.29)	180 ° Long	6.1 (154.0)	1.4 (34.9)	PA66HIRHSUV, SS304	140
151-01986*	RCC180LM12SS	100.0 (445.0)	4.5 (113.3)	0.5 (12.95)	180 ° Long	6.1 (154.0)	1.4 (34.9)	PA66HIRHSUV, SS304	140
151-01979*	RCC180MM6SS	100.0 (445.0)	3.3 (84.3)	0.3 (6.5)	180 ° Medium	4.9 (125.0)	1.4 (34.9)	PA66HIRHSUV, SS304	140
151-01980*	RCC180MM8SS	100.0 (445.0)	3.3 (84.3)	0.3 (8.31)	180 ° Medium	4.9 (125.0)	1.4 (34.9)	PA66HIRHSUV, SS304	140
151-01981*	RCC180MM10SS	100.0 (445.0)	3.3 (84.3)	0.4 (10.29)	180 ° Medium	4.9 (125.0)	1.4 (34.9)	PA66HIRHSUV, SS304	140
151-01982*	RCC180MM12SS	100.0 (445.0)	3.3 (84.3)	0.5 (12.95)	180 ° Medium	4.9 (125.0)	1.4 (34.9)	PA66HIRHSUV, SS304	140
151-01975*	RCC180SM6SS	100.0 (445.0)	2.5 (62.3)	0.3 (6.5)	180 ° Short	4.1 (103.0)	1.4 (34.9)	PA66HIRHSUV, SS304	160
151-01976*	RCC180SM8SS	100.0 (445.0)	2.5 (62.3)	0.3 (8.31)	180 ° Short	4.1 (103.0)	1.4 (34.9)	PA66HIRHSUV, SS304	160
151-01977*	RCC180SM10SS	100.0 (445.0)	2.5 (62.3)	0.4 (10.29)	180 ° Short	4.1 (103.0)	1.4 (34.9)	PA66HIRHSUV, SS304	160
151-01978*	RCC180SM12SS	100.0 (445.0)	2.5 (62.3)	0.5 (12.95)	180 ° Short	4.1 (103.0)	1.4 (34.9)	PA66HIRHSUV, SS304	160

Dimensions are approximate and subject to technical changes. Use Part No. for ordering and Type for specification purposes.

*This product meets UL standards. Please see appendix for specific file numbers.



Please note! Not all products listed on this page may have this approval. Please check our website for latest approvals.

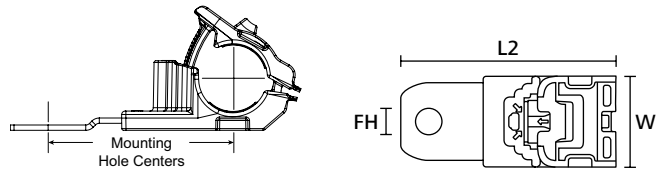
Stainless Steel Ratchet P-Clamp

Size D - For bundle diameters from 1 3/8" to 2" (36.0 mm to 51.0 mm)

The Ratchet P-Clamp family offers versatility when managing wires, cables and hoses. The robust design and durable materials make it ideal for heavy duty applications, both indoors and out. The one-piece adjustable clamp can be closed by hand to the desired diameter. The release feature provides easy and nondestructive removal of cables simply by using a flat-head screwdriver. This nondestructive release allows the clamp to be reused without removing or replacing any bolts or screws. The Ratchet P-Clamp is offered in four sizes and multiple mounting configurations.

Features and Benefits

- One-piece ratchet closure design allows for easy installation during pre- or final assembly.
- Four sizes and multiple configurations handle a wide range of diameters and applications, reducing part inventory.
- Clamp interior is designed to guide and center bundle to reduce pinching.
- Easy release feature allows for quick adjustments and maintenance.
- Impact modified, heat and UV stabilized PA66 provides long-term durability, indoors and out.
- Stainless steel mounting plate tolerates high torque mounting, resists galvanic corrosion with dissimilar metals, and harsh chemicals.



PART NO.	TYPE	Min. Tensile Strength lbs. (N)	Mounting Hole Centers in. (mm)	Mounting Hole Dia. in. (mm)	Angle/Length	Length (L2) in. (mm)	Width (W) in. (mm)	Material	Pkg. Qty.
151-02020*	RCD15SM6SS	100.0 (445.0)	2.7 (69.1)	0.3 (6.5)	15 ° Short	4.6 (115.9)	1.4 (34.9)	PA66HIRHSUV, SS304	160
151-02021*	RCD15SM8SS	100.0 (445.0)	2.7 (69.1)	0.3 (8.31)	15 ° Short	4.6 (115.9)	1.4 (34.9)	PA66HIRHSUV, SS304	160
151-02022*	RCD15SM10SS	100.0 (445.0)	2.7 (69.1)	0.4 (10.29)	15 ° Short	4.6 (115.9)	1.4 (34.9)	PA66HIRHSUV, SS304	160
151-02023*	RCD15SM12SS	100.0 (445.0)	2.7 (69.1)	0.5 (12.95)	15 ° Short	4.6 (115.9)	1.4 (34.9)	PA66HIRHSUV, SS304	160
151-02028*	RCD30LM6SS	100.0 (445.0)	3.2 (80.5)	0.3 (6.5)	30 ° Long	5.0 (127.0)	1.4 (34.9)	PA66HIRHSUV, SS304	140
151-02029*	RCD30LM8SS	100.0 (445.0)	3.2 (80.5)	0.3 (8.31)	30 ° Long	5.0 (127.0)	1.4 (34.9)	PA66HIRHSUV, SS304	140
151-02030*	RCD30LM10SS	100.0 (445.0)	3.2 (80.5)	0.4 (10.29)	30 ° Long	5.0 (127.0)	1.4 (34.9)	PA66HIRHSUV, SS304	140
151-02031*	RCD30LM12SS	100.0 (445.0)	3.2 (80.5)	0.5 (12.95)	30 ° Long	5.0 (127.0)	1.4 (34.9)	PA66HIRHSUV, SS304	140
151-02024*	RCD30SM6SS	100.0 (445.0)	2.2 (55.9)	0.3 (6.5)	30 ° Short	4.0 (102.4)	1.4 (34.9)	PA66HIRHSUV, SS304	160
151-02025*	RCD30SM8SS	100.0 (445.0)	2.2 (55.9)	0.3 (8.31)	30 ° Short	4.0 (102.4)	1.4 (34.9)	PA66HIRHSUV, SS304	160

Dimensions are approximate and subject to technical changes. Use Part No. for ordering and Type for specification purposes.

*This product meets UL standards. Please see appendix for specific file numbers.



Please note! Not all products listed on this page may have this approval. Please check our website for latest approvals.

Bundling and Securing

Clamps

Stainless Steel Ratchet P-Clamp

Size D - For bundle diameters from 1 3/8" to 2" (36.0 mm to 51.0 mm)

PART NO.	TYPE	Min. Tensile Strength lbs. (N)	Mounting Hole Centers in. (mm)	Mounting Hole Dia. in. (mm)	Angle/Length	Length (L2) in. (mm)	Width (W) in. (mm)	Material	Pkg. Qty.
151-02026*	RCD30SM10SS	100.0 (445.0)	2.2 (55.9)	0.4 (10.29)	30 ° Short	4.0 (102.4)	1.4 (34.9)	PA66HIRHSUV, SS304	160
151-02027*	RCD30SM12SS	100.0 (445.0)	2.2 (55.9)	0.5 (12.95)	30 ° Short	4.0 (102.4)	1.4 (34.9)	PA66HIRHSUV, SS304	160
151-02036*	RCD90LM6SS	100.0 (445.0)	1.7 (42.4)	0.3 (6.5)	90 ° Long	4.6 (116.7)	1.4 (34.9)	PA66HIRHSUV, SS304	140
151-02037*	RCD90LM8SS	100.0 (445.0)	1.7 (42.4)	0.3 (8.31)	90 ° Long	4.6 (116.7)	1.4 (34.9)	PA66HIRHSUV, SS304	140
151-02038*	RCD90LM10SS	100.0 (445.0)	1.7 (42.4)	0.4 (10.29)	90 ° Long	4.6 (116.7)	1.4 (34.9)	PA66HIRHSUV, SS304	140
151-02039*	RCD90LM12SS	100.0 (445.0)	1.7 (42.4)	0.5 (12.95)	90 ° Long	4.6 (116.7)	1.4 (34.9)	PA66HIRHSUV, SS304	140
151-02032*	RCD90SM6SS	100.0 (445.0)	1.7 (42.4)	0.3 (6.5)	90 ° Short	3.5 (88.7)	1.4 (34.9)	PA66HIRHSUV, SS304	160
151-02033*	RCD90SM8SS	100.0 (445.0)	1.7 (42.4)	0.3 (8.31)	90 ° Short	3.5 (88.7)	1.4 (34.9)	PA66HIRHSUV, SS304	160
151-02034*	RCD90SM10SS	100.0 (445.0)	1.7 (42.4)	0.4 (10.29)	90 ° Short	3.5 (88.7)	1.4 (34.9)	PA66HIRHSUV, SS304	160
151-02035*	RCD90SM12SS	100.0 (445.0)	1.7 (42.4)	0.5 (12.95)	90 ° Short	3.5 (88.7)	1.4 (34.9)	PA66HIRHSUV, SS304	160
151-02016*	RCD180LM6SS	100.0 (445.0)	4.8 (121.0)	0.3 (6.5)	180 ° Long	6.6 (166.5)	1.4 (34.9)	PA66HIRHSUV, SS304	140
151-02017*	RCD180LM8SS	100.0 (445.0)	4.8 (121.0)	0.3 (8.31)	180 ° Long	6.6 (166.5)	1.4 (34.9)	PA66HIRHSUV, SS304	140
151-02018*	RCD180LM10SS	100.0 (445.0)	4.8 (121.0)	0.4 (10.29)	180 ° Long	6.6 (166.5)	1.4 (34.9)	PA66HIRHSUV, SS304	140
151-02019*	RCD180LM12SS	100.0 (445.0)	4.8 (121.0)	0.5 (12.95)	180 ° Long	6.6 (166.5)	1.4 (34.9)	PA66HIRHSUV, SS304	140
151-02012*	RCD180MM6SS	100.0 (445.0)	3.6 (92.0)	0.3 (6.5)	180 ° Medium	5.4 (137.5)	1.4 (34.9)	PA66HIRHSUV, SS304	140
151-02013*	RCD180MM8SS	100.0 (445.0)	3.6 (92.0)	0.3 (8.31)	180 ° Medium	5.4 (137.5)	1.4 (34.9)	PA66HIRHSUV, SS304	140
151-02014*	RCD180MM10SS	100.0 (445.0)	3.6 (92.0)	0.4 (10.29)	180 ° Medium	5.4 (137.5)	1.4 (34.9)	PA66HIRHSUV, SS304	140
151-02015*	RCD180MM12SS	100.0 (445.0)	3.6 (92.0)	0.5 (12.95)	180 ° Medium	5.4 (137.5)	1.4 (34.9)	PA66HIRHSUV, SS304	140
151-02008*	RCD180SM6SS	100.0 (445.0)	2.8 (70.0)	0.3 (6.5)	180 ° Short	4.6 (115.5)	1.4 (34.9)	PA66HIRHSUV, SS304	160
151-02009*	RCD180SM8SS	100.0 (445.0)	2.8 (70.0)	0.3 (8.31)	180 ° Short	4.6 (115.5)	1.4 (34.9)	PA66HIRHSUV, SS304	160
151-02010*	RCD180SM10SS	100.0 (445.0)	2.8 (70.0)	0.4 (10.29)	180 ° Short	4.6 (115.5)	1.4 (34.9)	PA66HIRHSUV, SS304	160
151-02011*	RCD180SM12SS	100.0 (445.0)	2.8 (70.0)	0.5 (12.95)	180 ° Short	4.6 (115.5)	1.4 (34.9)	PA66HIRHSUV, SS304	160

Dimensions are approximate and subject to technical changes. Use Part No. for ordering and Type for specification purposes.

*This product meets UL standards. Please see appendix for specific file numbers.



Please note! Not all products listed on this page may have this approval. Please check our website for latest approvals.

Ratchet P-Clamps

Accessories

The Ratchet P-Clamp family offers optional accessories for different user needs. The Tension Tab provides a specified tension when clamping around the bundle when used with EVO® Series hand tools. Our Soft Inserts deliver an additional level of protection for sensitive bundles or high-vibration applications.

Features and Benefits

- For pre-determined clamp pressure, a tension tab is available for use with our EVO Series hand tools.
- Soft material inserts snap precisely into the body of the clamp to provide an enhanced level of protection for applications with movement, high vibration or soft cable bundles.



PART NO.	TYPE	Description	Material	Color	Pkg. Qty.
151-01530*	RCINSERTA	Ratchet P-Clamp Size A Soft Insert	TPE	Black	100
151-01531*	RCINSERTB	Ratchet P-Clamp Size B Soft Insert	TPE	Black	100
151-01532*	RCINSERTC	Ratchet P-Clamp Size C Soft Insert	TPE	Black	100
151-01533*	RCINSERTD	Ratchet P-Clamp Size D Soft Insert	TPE	Black	100
151-01529	RCTT	Ratchet P-Clamp Tension Tab	PA66HIRHSUV	Black	100

Dimensions are approximate and subject to technical changes. Use Part No. for ordering and Type for specification purposes.

Note: Using soft inserts will reduce clamp diameter range; please test in application to ensure the proper fit. *This product meets UL standards. Please see appendix for specific file numbers.

Bundling and Securing

Self-Affixing Clamps

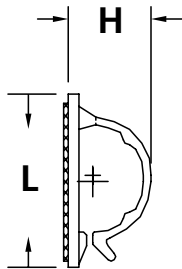
Adhesive Cable Clamps

RB Series

The RB Adhesive cable clamps are designed with an easy snap-in feature allowing simple installation or removal of cables, pipes or hoses. The rubber based adhesive allows for a permanent bond to most surfaces.

Features and Benefits

- Simple snap-in design allows for quick and easy installation or removal of cables.
- Rubber based adhesive allows for a permanent bond to most surfaces.



PART NO.	TYPE	Max. Bundle Diameter in. (mm)	Length (L) in. (mm)	Width (W) in. (mm)	Height (H) in. (mm)	Material	Color	Pkg. Qty.
151-14059	RB5	0.2 (5.0)	0.8 (19.0)	0.8 (19.0)	0.2 (6.0)	PA66	Natural	100
151-13601	RB8	0.3 (8.0)	1.0 (25.0)	1.0 (25.0)	0.5 (11.5)	PA66	Black	100
RB8L4		0.3 (8.0)	1.0 (25.0)	1.0 (25.0)	0.5 (11.5)	PA66	Natural	200
RB14L4	RB14	0.6 (14.0)	1.3 (33.2)	1.1 (27.4)	0.6 (16.0)	PA66	Natural	200

Dimensions are approximate and subject to technical changes. Use Part No. for ordering and Type for specification purposes.

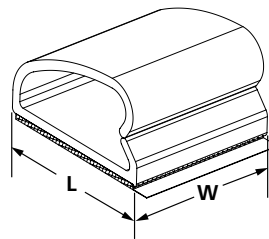
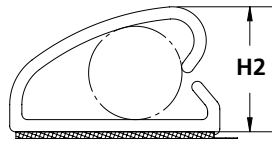
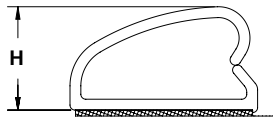
Adhesive Cable Clamps

WAC Adhesive Cable Clamps

The WAC Adhesive cable clamps are designed with lead in angles allowing for easy insertion of wires and cables. The rubber based adhesive allows for a permanent bond to most surfaces. Available in two sizes.

Features and Benefits

- Lead-in angle design allows for quick and easy installation of wires and cables.
- Rubber based adhesive allows for a permanent bond to most surfaces.



PART NO.	TYPE	Min. Bundle Diameter in. (mm)	Max. Bundle Diameter in. (mm)	Length (L) in. (mm)	Width (W) in. (mm)	Height (H) in. (mm)	Height (H2) in. (mm)	Material	Color	Pkg. Qty.
151-00667	WAC075	0.5 (12.7)	0.8 (19.1)	1.1 (28.7)	1.0 (25.4)	0.6 (15.8)	1.1 (26.7)	PVC	Gray	500
151-00669	WAC100	0.8 (19.1)	1.0 (25.4)	1.5 (38.1)	1.3 (31.8)	0.9 (21.6)	1.4 (34.3)	PVC	Gray	100
151-00668		0.8 (19.1)	1.0 (25.4)	1.5 (38.1)	1.3 (31.8)	0.9 (21.6)	1.4 (34.3)	PVC	Gray	500

Dimensions are approximate and subject to technical changes. Use Part No. for ordering and Type for specification purposes.

Bundling and Securing

Self-Affixing Clamps

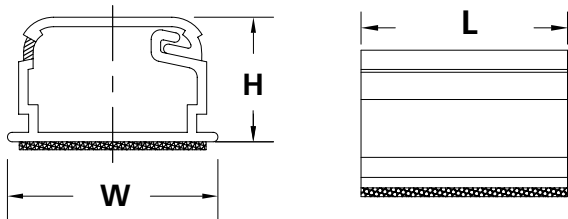
Adhesive Cable Clamps

TSR Adhesive Clips

Manufactured from HellermannTyton's surface raceway, these adhesive cable clamps are designed with a co-extruded hinge offering unlimited and easy access to wire and cable. The clip can be open and closed repeatedly without deformation or signs of wear. The rubber based adhesive allows for a permanent bond to most surfaces. Available in three sizes.

Features and Benefits

- Co-extruded hinge offers unlimited access to wire and cables and can be open and closed repeatedly without signs of wear.
- Rubber based adhesive allows for a permanent bond to most surfaces.



PART NO.	TYPE	Max. Bundle Diameter in. (mm)	Length (L) in. (mm)	Width (W) in. (mm)	Height (H) in. (mm)	Material	Color	Pkg. Qty.
SRCI0500C2	SRCI0500	0.5 (12.7)	0.8 (19.1)	0.8 (21.3)	0.5 (13.0)	PVC	Ivory	100
SRCI0750C2	SRCI0750	0.8 (19.0)	1.3 (31.8)	1.4 (34.5)	0.8 (19.6)	PVC	Ivory	100
SRCI1000K2	SRCI1000	1.0 (25.4)	1.8 (44.5)	1.9 (47.8)	1.0 (25.4)	PVC	Ivory	50

Dimensions are approximate and subject to technical changes. Use Part No. for ordering and Type for specification purposes.


Locking Clamps

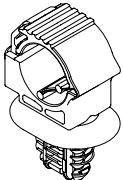
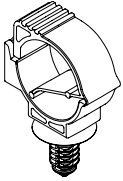
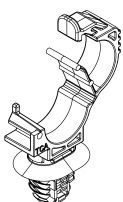
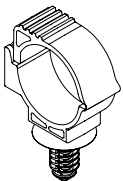
Pipe and Hose Clips

The Locking Omega Clip creates a full and secure lock completely around a wire bundle ranging from 5-25 mm. The fixating fir tree on this clip allows for the clip to be secured into a panel by utilizing a round or oval hole.

Features and Benefits

- The 360 degree enclosure ensures the entire bundle is secure when being routed by this clip.
- Locking tab on this clip is small enough that it will not interfere with any other portion of the wire routing, but is significant enough to allow for manual disengagement if service is needed.
- Disc around the fir tree eliminates potential debris and water to enter the panel hole.

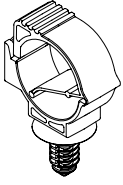


PART NO.	TYPE	Min. Bundle Diameter in. (mm)	Max. Bundle Diameter in. (mm)	Mounting Hole Dia. in. (mm)		Material	Color	Pkg. Qty.	Drawing
151-01306	LOC5-9FTOVAL	0.2 (5.0)	0.4 (9.0)	0.24 x 0.48; 0.26 x 0.49; 0.26 x 0.51; 0.28 x 0.47	(6.2 x 12.2), (6.5 x 12.5), (6.5 x 13.0), (7.0 x 12.0)	PA66HIRHSUV	Black	1000	
151-01017	LOC59FT6LG	0.2 (5.0)	0.4 (9.0)	0.25 HEX; 0.26	(6.35 hexagonal), (6.5 +/- 0.4)	PA66HIRHSUV	Black	1000	
151-01166	LOC1014FT6LG	0.4 (10.0)	0.6 (14.0)	0.25 HEX; 0.26	(6.35 hexagonal), (6.5 +/- 0.4)	PA66HIRHSUV	Black	1000	
151-02218	LOC1014FT9x12	0.4 (10.0)	0.6 (14.0)	0.35 x 0.47 0.35 x 0.55	(9.0 x 12.0), (9.0 x 14.0)	PA66HIRHSUV	Black	100	
151-02501		0.4 (10.0)	0.6 (14.0)	0.35 x 0.47 0.35 x 0.55	(9.0 x 12.0), (9.0 x 14.0)	PA66HIRHSUV	Black	500	
151-01023	LOC15-19FT6LG2	0.6 (15.0)	0.8 (19.0)	0.24 - 0.27	(6.1 - 6.9)	PA66HIRHS	Black	2000	

Dimensions are approximate and subject to technical changes. Use Part No. for ordering and Type for specification purposes.

Locking Clamps

Pipe and Hose Clips

PART NO.	TYPE	Min. Bundle Diameter in. (mm)	Max. Bundle Diameter in. (mm)	Mounting Hole Dia. in. (mm)		Material	Color	Pkg. Qty.	Drawing
151-01022	LOC15-19FT6LG	0.6 (15.0)	0.8 (19.0)	0.25 HEX; 0.26	(6.35 hexagonal), (6.5 +/- 0.4)	PA66HIRHSUV	Black	1000	
151-01371	LOC20-25FT6.5LG	0.8 (20.0)	1.0 (25.0)	0.25 HEX; 0.26	(6.35 hexagonal), (6.5 +/- 0.4)	PA66HIRHSUV	Black	1000	

Dimensions are approximate and subject to technical changes. Use Part No. for ordering and Type for specification purposes.