

39 Series MasterPLUS MULTI-VOLTAGE

New multi-voltage versions of FINDER's relay interface module range, available with screw terminals and push-in terminals.

new



Features

- Versions with Electromechanical (EMR) or Solid State (SSR) relays
- Nominal coil supply range **24 to 240 V AC/DC**
- Width 6.2 mm
- Accessories: - **New output fuse module with LED status indicator** Type 093.63.0.024, 24 V AC/DC
Type 093.63.8.230, 110...230 V AC
- **New Terminal Doubler** Type 093.62
- Output fuse module Type 093.63
- 16-way jumper link
- **MasterADAPTER** ribbon cable connector Type 93.68.14.1
- 35 mm rail mounting (EN 60715)

CE



Type 39.31.0.240.0060 - Screw terminals
Type 39.61.0.240.0060 - Push-in terminals

- 1 CO, 6 A electromechanical relay
- Nominal coil voltage 24...240 V AC/DC
- Operating range **20.6...264 V AC/DC**
- Dimensions (w x h x d): 6.2 x 94.3 x 90.7 mm

Type 39.30.0.240.xxxx - Screw terminals
Type 39.60.0.240.xxxx - Push-in terminals


- SSR relay, 1 NO contact from 0.1 to 2 A
- Nominal input voltage 24...240 V AC/DC
- Operating range **20.6...264 V AC/DC**
- Rated output voltages 24, 48 V DC or 240 V AC
- Dimensions (w x h x d): 6.2 x 94.3 x 90.7 mm

MasterPLUS:


Screw terminal	Push-in terminal	Coil voltage
39.31.0.006.0060	39.61.0.006.0060	6 V AC/DC
39.31.0.012.0060	39.61.0.012.0060	12 V AC/DC
39.31.0.024.0060	39.61.0.024.0060	24 V AC/DC
39.31.0.060.0060	39.61.0.060.0060	60 V AC/DC
39.31.0.125.0060	39.61.0.125.0060	(110...125)V AC/DC
39.31.8.230.0060	39.61.8.230.0060	(230...240)V AC
39.31.7.125.0060	39.61.7.125.0060	(110...125)V DC
39.31.7.220.0060	39.61.7.220.0060	220 V DC
39.31.3.125.0060	39.61.3.125.0060	(110...125)V AC/DC
39.31.3.230.0060	39.61.3.230.0060	(230...240)V AC

MasterPLUS:

Screw terminal	Push-in terminal	Input voltage
39.30.7.006.xxxx	39.60.7.006.xxxx	6 V DC
39.30.7.012.xxxx	39.60.7.012.xxxx	12 V DC
39.30.7.024.xxxx	39.60.7.024.xxxx	24 V DC
39.30.7.060.xxxx	39.60.7.060.xxxx	60 V DC
39.30.7.125.xxxx	39.60.7.125.xxxx	(110...125)V DC
39.30.7.220.xxxx	39.60.7.220.xxxx	220 V DC
39.30.0.024.xxxx	39.60.0.024.xxxx	24 V AC/DC
39.30.0.125.xxxx	39.60.0.125.xxxx	(110...125)V AC/DC
39.30.8.230.xxxx	39.60.8.230.xxxx	(230...240)V AC
39.30.3.125.xxxx	39.60.3.125.xxxx	(110...125)V AC/DC
39.30.3.230.xxxx	39.60.3.230.xxxx	(230...240)V AC



Identification tag
 Type 060.72
 or 093.48



Example: .xxxx
 .9024
 .7048
 .8240

Interface available with two types of terminal:



Screw terminal



Push-in terminal



New Terminal Doubler
 Type 093.62




Jumper links are available in three different colours: Blue, Red and Black.



Output fuse module
 Type 093.63



New output fuse module with LED status indicator
 Type 093.63.0.024, 24 V AC/DC
 Type 093.63.8.230, 110...230 V AC



MasterADAPTER permits the easy connection of A1/A2 terminals to PLC outputs via a 14-Pole ribbon cable.

Type 093.68.14.1

