


Flexible in wiring, vibration-resistant in operation

Klippon® Connect with proven tension clamp technology

Whether in machine construction, the automotive industry or railway and shipping: wherever there is a requirement for a particularly vibration-resistant contact, tension clamp technology proves extremely reliable. At the same time, our terminal blocks with proven tension clamp technology are perfect for compact yet manageable panel construction. The wide range with numerous additional functions and pluggable terminal blocks (WeiCoS), the wide clamping range and up to two cross-connection channels make the Z-Series perfectly adaptable to all requirements. Pluggable standard cross-connections enable flexible potential distribution.

Our promise

Klippon® Connect helps you reliably achieve a range of applications. Our terminal blocks with tension clamp technology are impressively compact and flexible. They contribute to highly efficient panel construction and improved productivity.



Flexibility

- Pluggable standard cross-connections for flexible potential distribution
- Secure interlocking of all plug-in connectors (WeiCoS)




Space saving

- Compact design
- Length reduced by up to 36 percent in roof style

Time saving

- Integrated test point
- Simple handling thanks to parallel alignment of conductor entry
- Can be wired without special tools



Safety

- Shock and vibration proof
- Separation of electrical and mechanical functions
- No-maintenance connection for a safe, gas-tight contacting
- The tension clamp is made of steel with an externally-sprung contact for optimum contact force
- Current bar made of copper for low voltage drops

Overview

Exceptionally practical:

The Z-Series has an impressive, practical design and comes in two variants: standard and roof. Our standard models cover wire cross-sections from 0.05 to 35 mm². Terminal blocks for wire cross-sections from 0.13 to 16 mm² are available as roof variants. The striking shape of the roof style gives a reduction in length of up to 36 percent compared to standard terminal blocks.

Simple and clear:

Despite their compact width of just 5 mm (2 connections) or 10 mm (4 connections), our block terminals guarantee absolute clarity and ease of handling thanks to the top-entry conductor feeds. This means the wiring is clear even in terminal boxes with restricted space.



Spring connection with tension clamp technology (Z-Series)


Feed-through terminal blocks



ZDUB 2.5-2/2AN/RC

2.5 mm²


Two connections



ZDUB 2.5-2/4AN/RC

2.5 mm²

Four connections



Width/Length/Height of lowest version	mm
max. current / max. cond. cross-section	A/mm ²
Max. clamping range	mm ²

5.1 x 33.2 x 29
30 / 4
0.13...4

10.2 x 33.5 x 29
30 / 4
0.13...4

Technical data

Rated data	
Rated voltage	V
Rated current	A
Rated cross-section	mm ²
Rated impulse withstand voltage / Pollution severity	
Gauge to IEC 60947-1 / Flammability class UL94	
Approvals	
Clamped conductors (H05V/H07V)	
Solid / stranded	mm ²
Flexible / Flexible with ferrule	mm ²
Stripping length / Blade size	mm/-
Note	

IEC 60947-7-1	Ex e II		II 2 G D
IEC	UL	CSA	EN 60079-7
800	600 (C)	600 (C)	550
24	20 (C)	25 (C)	21
2.5	AWG 26...12	AWG 26...12	2.5
8 kV / 3			
A2 / V-0			
KEMA 97ATEX2755 U			
Rated connection			
0.5...4			
0.5...2.5 / 0.5...1.5			
10 / 0.6 x 3.5 mm			
Snap-on clip			

IEC 60947-7-1	Ex e II		II 2 G D
IEC	UL	CSA	EN 60079-7
800	600 (C)	600 (C)	550
24	20 (C)	25 (C)	21
2.5	AWG 26...12	AWG 26...12	2.5
8 kV / 3			
A2 / V-0			
KEMA 97ATEX2755 U			
Rated connection			
0.5...4			
0.5...2.5 / 0.5...1.5			
10 / 0.6 x 3.5 mm			
Snap-on clip			

Ordering data

Central terminals	
Dark beige Wemid	
Blue Wemid	
Yellow Wemid	
Note	

Type	Qty.	Order No.
ZDUB 2.5-2/2AN/RC	100	1712820000
ZDUB 2.5-2/2AN/RC BL	100	1712830000
Diameter of the snap-on clip mounting holes is 3.5 mm when the thickness of the plate is 0.6-961.2 mm.		

Type	Qty.	Order No.
ZDUB 2.5-2/4AN/RC	100	1712970000
ZDUB 2.5-2/4AN/RC BL	100	1712980000
ZDUB 2.5-2/4AN/RC GE	100	1713000000
Diameter of the snap-on clip mounting holes is 3.5 mm when the thickness of the plate is 0.6-961.2 mm.		

Accessories

Pluggable cross-connection	2-pole
End plate / Partition plate	
Dark beige Wemid	
Blue Wemid	
Orange PA	
Screwdriver	Standard

Type	current	Qty.	Order No.
ZQB 2.5-2	24 A	50	1677120000
Width			
ZAP ZDUB	5 mm	50	1704750000
ZAP ZDUB BL	5 mm	50	1704760000
ZAP ZDUB OR	5 mm	50	1704770000
SDIS SL 0.6X3.5X100		1	1274660000

Type	current	Qty.	Order No.
ZQB 2.5-2	24 A	50	1677120000
Width			
ZAP ZDUB	5 mm	50	1704750000
ZAP ZDUB BL	5 mm	50	1704760000
ZAP ZDUB OR	5 mm	50	1704770000
SDIS SL 0.6X3.5X100		1	1274660000

Identification systems	(see assortment in catalogue 7)
	Marking tags
Note	

DEK 5/5 / WS 10/5
The terminal blocks are cross-connected when using the ZQB 2.5 (1677120000).

DEK 5/5 / WS 10/5
The terminal blocks are cross-connected when using the ZQB 2.5 (1677120000).

ZDUB 2.5-2/2AN/DM

2.5 mm²

Two connections



ZDUB 2.5-2/4AN/DM

2.5 mm²

Four connections



Width/Length/Height of lowest version	mm
max. current / max. cond. cross-section	A/mm ²
Max. clamping range	mm ²

5.1 x 33.5 x 24
30 / 4
0.13...4

10.2 x 33.5 x 24
30 / 4
0.13...4

Technical data

Rated data	
Rated voltage	V
Rated current	A
Rated cross-section	mm ²
Rated impulse withstand voltage / Pollution severity	
Gauge to IEC 60947-1 / Flammability class UL94	
Approvals	
Clamped conductors (H05V/H07V)	
Solid / stranded	mm ²
Flexible / Flexible with ferrule	mm ²
Stripping length / Blade size	mm/-
Note	

IEC 60947-7-1	Ex e II		II 2 G D
IEC	UL	CSA	EN 60079-7
800	600 (C)	600 (C)	550
24	20 (C)	25 (C)	21
2.5	AWG 26...12	AWG 26...12	2.5...
8 kV / 3			
A2 / V-0			
KEMA 97ATEX2755 U			
Rated connection			
0.5...4			
0.5...2.5 / 0.5...1.5			
10 / 0.6 x 3.5 mm			
Direct mounting			

IEC 60947-7-1	Ex e II		II 2 G D
IEC	UL	CSA	EN 60079-7
800	600 (C)	600 (C)	550
24	20 (C)	25 (C)	21
2.5	AWG 26...12	AWG 26...12	2.5...
8 kV / 3			
A2 / V-0			
KEMA 97ATEX2755 U			
Rated connection			
0.5...4			
0.5...2.5 / 0.5...1.5			
10 / 0.6 x 3.5 mm			
Direct mounting			

Ordering data

End terminals	
Dark beige Wemid	
Blue Wemid	
Yellow Wemid	
Central terminals	
Dark beige Wemid	
Blue Wemid	
Yellow Wemid	
Orange Wemid	
Note	

Type	Qty.	Order No.
ZDUB 2.5-2/2AN/DB	100	1704500000
ZDUB 2.5-2/2AN/DB BL	100	1704510000
ZDUB 2.5-2/2AN/DB GE	100	1704530000
ZDUB 2.5-2/2AN/DM	100	1704350000
ZDUB 2.5-2/2AN/DM BL	100	1704360000
ZDUB 2.5-2/2AN/DM GE	100	1704380000
ZDUB 2.5-2/2AN/DM OR	100	1704370000

Type	Qty.	Order No.
ZDUB 2.5-2/4AN/DB	100	1704690000
ZDUB 2.5-2/4AN/DB BL	100	1704700000
ZDUB 2.5-2/4AN/DB GE	100	1704720000
ZDUB 2.5-2/4AN/DM	100	1704540000
ZDUB 2.5-2/4AN/DM BL	100	1704550000
ZDUB 2.5-2/4AN/DM GE	100	1704570000
ZDUB 2.5-2/4AN/DM OR	100	1704560000

Accessories

Pluggable cross-connection	2-pole
End plate / Partition plate	Dark beige Wemid Blue Wemid Orange PA
Mounting blocks	Dark beige Wemid
Screwdriver	Standard
Mounting foot for TS15 & TS35	Dark beige Wemid

Type	current	Qty.	Order No.
ZQB 2.5-2	24 A	50	1677120000
Width			
ZAP ZDUB	5 mm	50	1704750000
ZAP ZDUB BL	5 mm	50	1704760000
ZAP ZDUB OR	5 mm	50	1704770000
ZBB ZDUB	5.1 mm	50	1704740000
SDIS SL 0.6X3.5X100		1	1274660000
MOFU 15/35 ZDUB	5 mm	50	1723660000

Type	current	Qty.	Order No.
ZQB 2.5-2	24 A	50	1677120000
Width			
ZAP ZDUB	5 mm	50	1704750000
ZAP ZDUB BL	5 mm	50	1704760000
ZAP ZDUB OR	5 mm	50	1704770000
ZBB ZDUB	5.1 mm	50	1704740000
SDIS SL 0.6X3.5X100		1	1274660000
MOFU 15/35 ZDUB	5 mm	50	1723660000

Identification systems	(see assortment in catalogue 7) Marking tags
Note	

DEK 5/5 / WS 10/5
The terminal blocks are cross-connected when using the ZQB 2.5 (1677120000).

DEK 5/5 / WS 10/5
The terminal blocks are cross-connected when using the ZQB 2.5 (1677120000).



Spring connection with tension clamp technology (Z-Series)

Feed-through terminal blocks



ZDUB 2.5-2/2AN/TS15

2.5 mm²

Two connections



ZDUB 2.5-2/4AN/TS15

2.5 mm²

Four connections



Width/Height/Depth	mm
max. current / max. cond. cross-section	A/mm ²
Max. clamping range	mm ²

5.1 x 33.5 x 31
30 / 4
0.13...4

10.2 x 33.5 x 31
30 / 4
0.13...4

Technical data

Rated data	
Rated voltage	V
Rated current	A
for wire cross-section	mm ²
Rated impulse withstand voltage / Pollution severity	
Gauge to IEC 60947-1 / UL 94 flammability rating	
Approvals	
Clamped conductors (H05V/H07V)	
Solid / Stranded	mm ²
Flexible / Flexible with ferrule	mm ²
Stripping length / Blade size	mm/-
Note	

IEC 60947-7-1	Ex e II	Ex	II 2 G D
IEC	UL	CSA	EN 60079-7
800	600	600	550
24	20	25	21
2.5	AWG 26...12	AWG 26...12	2.5 mm ²
8 kV / 3			
A2 / V-0			
CE ENEC KEMA 97 A KEMA97ATEX2755U			
Rated connection			
0.5...4			
0.5...2.5 / 0.5...1.5			
10 / 0.6 x 3.5 mm			
Note	TS 15 - block construction		

IEC 60947-7-1	Ex e II	Ex	II 2 G D
IEC	UL	CSA	EN 60079-7
800	600	600	550
24	20	25	21
2.5	AWG 26...12	AWG 26...12	2.5 mm ²
8 kV / 3			
A2 / V-0			
CE ENEC KEMA 97 A KEMA97ATEX2755U			
Rated connection			
0.5...4			
0.5...2.5 / 0.5...1.5			
10 / 0.6 x 3.5 mm			
Note	TS 15 - block construction		

Ordering data

Version	
	dark beige
	blue
	orange
Note	

Type	Qty.	Order No.
ZDUB 2.5-2/2AN/15	100	1712750000
ZDUB 2.5-2/2AN/15 BL	100	1712760000
ZDUB 2.5-2/2AN/15 OR	100	1712770000

Type	Qty.	Order No.
ZDUB 2.5-2/4AN/15	100	1712780000
ZDUB 2.5-2/4AN/15 BL	100	1712790000
ZDUB 2.5-2/4AN/15 OR	100	1712800000

Accessories

Pluggable cross-connection	
	2-pole
	10-pole
End plate / Partition plate	
	dark beige
	Blue
	orange
End bracket	
	beige
Screwdriver	
	Standard
Identification systems	

Type	current	Qty.	Order No.
ZQB 2.5-2	24 A	50	1677120000
ZAP ZDUB		50	1704750000
ZAP ZDUB BL		50	1704760000
ZAP ZDUB OR		50	1704770000
ZEW 15		20	7920340000
SDIS SL 0.6X3.5X100		1	1274660000
DEK 5/5 MC NE WS		1000	1609801044
WS 10/5 MC NE WS		720	1635000000
DEK 5/5 MM WS		800	2007110000
WS 8/5 MM WS		800	2007150000

Type	current	Qty.	Order No.
ZQB 2.5-2	24 A	50	1677120000
ZAP ZDUB		50	1704750000
ZAP ZDUB BL		50	1704760000
ZAP ZDUB OR		50	1704770000
ZEW 15		20	7920340000
SDIS SL 0.6X3.5X100		1	1274660000
DEK 5/5 MC NE WS		1000	1609801044
WS 10/5 MC NE WS		720	1635000000
DEK 5/5 MM WS		800	2007110000
WS 8/5 MM WS		800	2007150000

For detailed information on other accessories and application in the online catalogue

The terminal blocks are cross-connected when using the ZQB 2.5 (1677120000).

The terminal blocks are cross-connected when using the ZQB 2.5 (1677120000).

ZDUA 2.5-2

2.5 mm²

Two connections



5.1 x 35 x 30
30 / 4
0.13...4



IEC 60947-7-1

Ex e II



II 2 G D

IEC	UL	CSA	EN 60079-7
500	600	600	275
24	20	20	20
2.5	AWG 26...12	AWG 26...12	2.5 mm ²
6 kV / 3			
A2 / V-0			



KEMA97ATEX4678U

Rated connection

0.5...4
0.5...2.5 / 0.5...1.5
10 / 0.6 x 3.5 mm

TS 15 - sliced construction


Type	Qty.	Order No.
ZDUA 2.5-2	100	1720920000
ZDUA 2.5-2 BL	100	1720930000
ZDUA 2.5-2 OR	100	1720940000

Type	current	Qty.	Order No.
ZQV 2.5N/2 GE	24 A	60	1693800000
ZQV 2.5N/10 GE	24 A	20	1693880000
ZAP/TW ZDUA		50	1720960000
ZAP/TW ZDUA BL		50	1720970000
ZAP/TW ZDUA OR		50	1720980000
ZEW 15		20	7920340000
SDIS SL 0.6X3.5X100		1	1274660000
DEK 5/5 MC NE WS		1000	1609801044
WS 10/5 MC NE WS		720	1635000000
DEK 5/5 MM WS		800	2007110000
WS 8/5 MM WS		800	2007150000


ZDUA 2.5-2N

2.5 mm²

Two connections



5.1 x 42.5 x 35
30 / 4
0.13...4



IEC 60947-7-1

IEC	UL	CSA	EN 60079-7
800	600	600	
24	20	20	
2.5	AWG 26...12	AWG 26...12	
8 kV / 3			
A2 / V-0			



Rated connection

0.5...4
0.5...2.5 / 0.5...1.5
10 / 0.6 x 3.5 mm

TS 15 - sliced construction

Type	Qty.	Order No.
ZDUA 2.5-2N	100	1808200000
ZDUA 2.5-2N BL	100	1808180000

Type	current	Qty.	Order No.
ZQV 2.5N/2 GE	24 A	60	1693800000
ZQV 2.5N/10 GE	24 A	20	1693880000
ZAP/TW ZDUA2.5-2N		50	1808170000
ZEW 15		20	7920340000
SDIS SL 0.6X3.5X100		1	1274660000
DEK 5/5 MC NE WS		1000	1609801044
WS 10/5 MC NE WS		720	1635000000
DEK 5/5 MM WS		800	2007110000
WS 8/5 MM WS		800	2007150000



Modular design

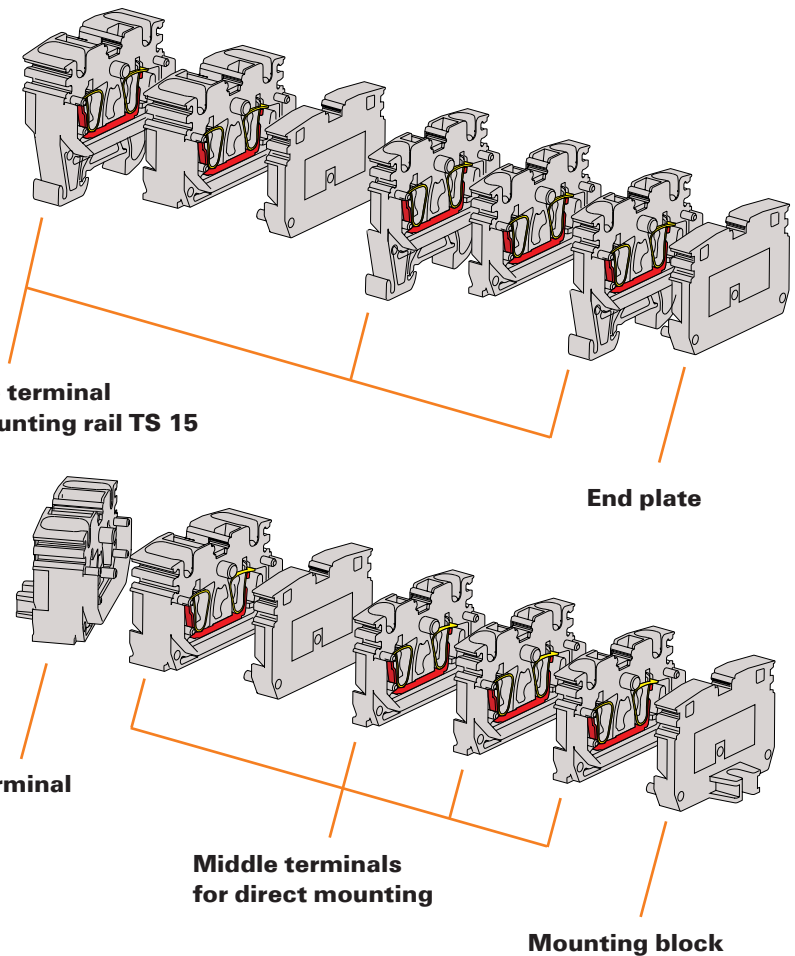
This mini-terminal family in tension clamp technology can be used to assemble individual blocks with 2- and 4-pole terminals.

An individual colour scheme for individual connection groups allows visual differentiation between different circuits.

With a structural width of only 5 mm (2 connections) or 10 mm (4 connections), the TOP connection system guarantees clearly organised wiring of circuits, even in terminal boxes with restricted space.


There are three different marking options for quick and clear identification of each terminal.

Made of Weidmüller's top quality WEMID insulation, all block terminals comply with requirements for a V0 flammability class to UL94.



Individual blocks are put together from **middle terminals** and an end plate for the open side. Screw fastening involves the first middle terminal and the **end plate** being replaced by end terminals for fastening purposes. With the other fastening variations, **middle terminals with means of fastening** are integrated within the block or a **mounting foot (MOFU)** is used for fitting to the mounting rail.


... with 4 different means of fastening



Direct mounting with screw fastening on mounting plate

The fastening terminals on the right and left of the terminal block are mounted using M3 screws. Central fastening is not possible in this case.

ZDUB 2.5-2 DM



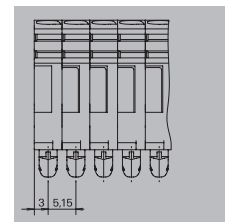
Clip-on fastening on mounting plates

The terminals are simply clipped onto mounting plates 0.6 – 1.2 mm thick with the clips in the 3.5 mm holes. The open side of the terminal is closed by an end plate.

ZDUB 2.5-2 RC




**Drilling plan:
ZDUB/2.5-2/2AN**



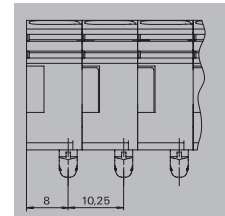
Fitting on mounting rail TS 15

For clipping on mounting rail TS 15. The open side of the terminal is closed by an end plate.

ZPEB 2.5-2 TS 15




ZDUB 2.5-2/4AN



Mounting foot for mounting rail TS 15/35

The mounting foot can be used for clipping terminal blocks consisting only of middle terminals either to TS 15 or TS 35 mounting rails.

MOFU TS 15/35



Spring connection with tension clamp technology (Z-Series)
Feed-through terminal blocks

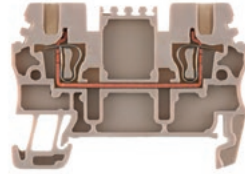
Universal range

A



ZDU 1.5 **1.5 mm²**

Two connections



Width/Height/Depth	mm
max. current / max. cond. cross-section	A/mm ²
Max. clamping range	mm ²

3.5 x 51.5 x 36.5	
17.5 / 1.5	
0.05...1.5	

Technical data

Rated data	
Rated voltage	V
Rated current	A
for wire cross-section	mm ²
Rated impulse withstand voltage / Pollution severity	
Gauge to IEC 60947-1 / UL 94 flammability rating	
Approvals	
Clamped conductors (H05V/H07V)	
Solid / Stranded	mm ²
Flexible / Flexible with ferrule	mm ²
Stripping length / Blade size	mm/-
Note	

IEC 60947-7-1	Ex e II		II 2 G D
IEC	UL	CSA	EN 60079-7
500	300	300	550
17.5	15	20	15
1.5	AWG 26...14	AWG 26...14	1.5 mm ²
6 kV / 3			
B1 / V-0			
CE KEMA01ATEX2106U			
Rated connection			
0.5...1.5			
0.5...1.5 / 0.5...1.5			
10 / 0.4 x 2.0 mm			

Ordering data

Version	
	dark beige
	blue
Note	

Type	Qty.	Order No.
ZDU 1.5	100	1775480000
ZDU 1.5 BL	100	1775490000

Accessories


Pluggable cross-connection	
	2-pole
	4-pole
	10-pole
End plate / Partition plate	
	dark beige
	Blue
End bracket	
	dark beige
Test adapter	
	Standard
	With spigot
Screwdriver	
	Standard
Reducing sleeves	
	For conductors < 0.5 mm ² / AWG 20
	For conductors < 1.0 mm ² / AWG 18
Cover	
	With lightning flash symbol
Identification systems	

Type	current	Qty.	Order No.
ZQV 1.5/2	17.5 A	60	1776120000
ZQV 1.5/10	17.5 A	20	1776200000
ZAP/TW ZDU1.5/2AN		20	1776030000
ZAP/TW ZDU1.5/2AN BL		20	1776040000
ZEW 35		20	9540000000
ZTA 5		25	1776210000
ZTA 5/ZA		25	1776220000
SDS 0.4X2.0X60		1	9037160000
ZRH 1.5S/1		500	1781950000
ZAD 7/4		20	1781940000
DEK 5/3.5 MC NE WS		500	1755270000
WS 12/3.5 MC NE WS		600	1778270000
DEK 5/3.5 MM WS		1000	2007100000
WS 8/3.5 MM WS		1000	2007140000

For detailed information on other accessories and application in the online catalogue

ZDU 1.5/3 AN **1.5 mm²**

Three connections



3.5 x 63.5 x 36.5	
17.5 / 1.5	
0.05...1.5	

IEC 60947-7-1	Ex e II		II 2 G D
IEC	UL	CSA	EN 60079-7
500	300	300	550
17.5	15	20	15
1.5	AWG 26...14	AWG 26...14	1.5 mm ²
6 kV / 3			
B1 / V-0			
CE KEMA01ATEX2106U			
Rated connection			
0.5...1.5			
0.5...1.5 / 0.5...1.5			
10 / 0.4 x 2.0 mm			

Type	Qty.	Order No.
ZDU 1.5/3AN	100	1775530000
ZDU 1.5/3AN BL	100	1775540000

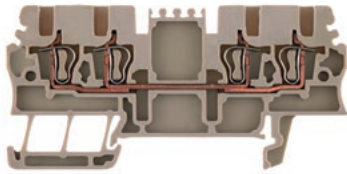
Type	current	Qty.	Order No.
ZQV 1.5/2	17.5 A	60	1776120000
ZQV 1.5/10	17.5 A	20	1776200000
ZAP/TW ZDU1.5/3AN		20	1776060000
ZAP/TW ZDU1.5/3AN BL		20	1776070000
ZEW 35		20	9540000000
ZTA 5		25	1776210000
ZTA 5/ZA		25	1776220000
SDS 0.4X2.0X60		1	9037160000
ZRH 1.5S/1		500	1781950000
ZAD 7/4		20	1781940000
DEK 5/3.5 MC NE WS		500	1755270000
WS 12/3.5 MC NE WS		600	1778270000
DEK 5/3.5 MM WS		1000	2007100000
WS 8/3.5 MM WS		1000	2007140000

For detailed information on other accessories and application in the online catalogue

ZDU 1.5/4 AN

1.5 mm²

Four connections



3.5 x 75.5 x 36.5
17.5 / 1.5
0.05...1.5



IEC 60947-7-1 Ex e II II 2 G D

IEC	UL	CSA	EN 60079-7
500	300	300	550
17.5	15	20	15
1.5	AWG 26...14	AWG 26...14	1.5 mm ²
6 kV / 3 B1 / V-0			

CE KEMA01ATEX2106U

Rated connection

0.5...1.5
0.5...1.5 / 0.5...1.5
10 / 0.4 x 2.0 mm


Type	Qty.	Order No.
ZDU 1.5/4AN	100	1775580000
ZDU 1.5/4AN BL	100	1775600000

Type	current	Qty.	Order No.
ZQV 1.5/2	17.5 A	60	1776120000
ZQV 1.5/10	17.5 A	20	1776200000
ZAP/TW ZDU1.5/4AN		20	1776090000
ZAP/TW ZDU1.5/4AN BL		20	1776100000
ZEW 35		20	9540000000
ZTA 5		25	1776210000
ZTA 5/ZA		25	1776220000
SDS 0.4X2.0X60		1	9037160000
ZRH 1.5S/1		500	1781950000
ZAD 7/4		20	1781940000
DEK 5/3.5 MC NE WS		500	1755270000
WS 12/3.5 MC NE WS		600	1778270000
DEK 5/3.5 MM WS		1000	2007100000
WS 8/3.5 MM WS		1000	2007140000


ZDU 1.5 2x2AN

1.5 mm²

2 x 2 connections



3.5 x 75.5 x 36.5
17.5 / 1.5
0.05...1.5



IEC 60947-7-1

IEC	UL	CSA	EN 60079-7
500			
17.5			
1.5			
6 kV / 3 B1 / V-0			

CE

Rated connection

0.5...1.5
0.5...1.5 / 0.5...1.5
10 / 0.4 x 2.0 mm


Type	Qty.	Order No.
ZDU 1.5/2X2AN	100	1826970000

Type	current	Qty.	Order No.
ZQV 1.5/2	17.5 A	60	1776120000
ZQV 1.5/10	17.5 A	20	1776200000
ZAP/TW ZDU1.5/4AN		20	1776090000
ZAP/TW ZDU1.5/4AN BL		20	1776100000
ZEW 35		20	9540000000
ZTA 5		25	1776210000
ZTA 5/ZA		25	1776220000
SDS 0.4X2.0X60		1	9037160000
ZRH 1.5S/1		500	1781950000
ZAD 7/4		20	1781940000
DEK 5/3.5 MC NE WS		500	1755270000
WS 12/3.5 MC NE WS		600	1778270000
DEK 5/3.5 MM WS		1000	2007100000
WS 8/3.5 MM WS		1000	2007140000

ZEI 6

6 mm²

Supply terminal



10 x 65 x 45
57 / 10
0.5...10



IEC 60947-7-1

IEC	UL	CSA	EN 60079-7
500			
41			
6			
8 kV / 4 A5 / V-0			

CE

Rated connection

0.5...10
0.5...10 / 0.5...6
13 / 1.0 x 5.5 mm

Rated voltage is reduced to 400 V or the IP rated voltage of the distribution terminals.

Type	Qty.	Order No.
ZEI 6	20	1791190000

End plate is integrated.

Type	current	Qty.	Order No.
ZQV 1.5/2	17.5 A	60	1776120000
ZQV 1.5/10	17.5 A	20	1776200000
ZEW 35		20	9540000000
ZTA 3 ZDU6		25	1654050000
SDIS SL 0.8X4.0X100		1	1274670000
ZAD 3/4		20	1609120000
DEK 8 FSZ 1-10		500	1289660001
WS 12/6 MC NE WS		600	1609900000

The plug-in cross-connections ZQV 1.5/... can be used.

Spring connection with tension clamp technology (Z-Series)
Feed-through terminal blocks

Universal range


A



ZDU 2.5

2.5 mm²


Two connections



ZDU 2.5/3AN


2.5 mm²

Three connections




Width/Height/Depth	mm
max. current / max. cond. cross-section	A/mm ²
Max. clamping range	mm ²

5.1 x 59.5 x 38.5
31 / 4
0.05...4



5.1 x 64.5 x 38.5
31 / 4
0.05...4



Technical data

Rated data	
Rated voltage	V
Rated current	A
for wire cross-section	mm ²
Rated impulse withstand voltage / Pollution severity	
Gauge to IEC 60947-1 / UL 94 flammability rating	
Approvals	
Clamped conductors (H05V/H07V)	
Solid / Stranded	mm ²
Flexible / Flexible with ferrule	mm ²
Stripping length / Blade size	mm/-
Note	

IEC 60947-7-1	Ex e II		II 2 G D
IEC	UL	CSA	EN 60079-7
800	600	600	550
24	25	27	21
2.5	AWG 30...12	AWG 26...12	2.5 mm ²
8 kV / 3			
A3 / V-0			
KEMA97ATEX2521U			
Rated connection			
0.5...4			
0.5...4 / 0.5...2.5			
10 / 0.6 x 3.5 mm			

IEC 60947-7-1	Ex e II		II 2 G D
IEC	UL	CSA	EN 60079-7
800	600	600	550
24	25	27	21
2.5	AWG 30...12	AWG 26...12	2.5 mm ²
8 kV / 3			
A3 / V-0			
KEMA97ATEX2521U			
Rated connection			
0.5...4			
0.5...4 / 0.5...2.5			
10 / 0.6 x 3.5 mm			

Ordering data

Version	
	dark beige
	blue
Note	

Type	Qty.	Order No.
ZDU 2.5	100	1608510000
ZDU 2.5 BL	100	1608520000
Rated voltage is reduced to 400 V when using the cross-connector.		

Type	Qty.	Order No.
ZDU 2.5/3AN	100	1608540000
ZDU 2.5/3AN BL	100	1608550000
Rated voltage is reduced to 400 V when using the cross-connector.		

Accessories

Pluggable cross-connection	
	2-pole
	4-pole
	10-pole
End plate / Partition plate	
	dark beige
	Blue
End bracket	
	dark beige
Test adapter	
	Standard
	With spigot
Screwdriver	
	Standard
Reducing sleeves	
	For conductors < 0.5 mm ² / AWG 20
	For conductors < 1.0 mm ² / AWG 18
Cover	
	With lightning flash symbol
Identification systems	

Type	current	Qty.	Order No.
ZQV 2.5/2		60	1608860000
ZQV 2.5/10	24 A	20	1608940000
ZAP/TW 1		50	1608740000
ZAP/TW 1 BL		50	1608750000
ZEW 35		20	9540000000
ZTA 1		25	1609040000
ZTA 1/ZA		25	1609050000
SDIS SL 0.6X3.5X100		1	1274660000
ZRH 2.5/1 WS		1000	1614300000
ZRH 2.5/2 GR/V0		1000	1614290000
ZAD 1/4		20	1609110000
DEK 5/5 MC NE WS		1000	1609801044
WS 10/5 MC NE WS		720	1635000000
DEK 5/5 MM WS		800	2007110000
WS 8/5 MM WS		800	2007150000


Type	current	Qty.	Order No.
ZQV 2.5/2		60	1608860000
ZQV 2.5/10	24 A	20	1608940000
ZAP/TW 2 DB		50	1608770000
ZAP/TW 2 BL		50	1608780000
ZEW 35		20	9540000000
ZTA 1		25	1609040000
ZTA 1/ZA		25	1609050000
SDIS SL 0.6X3.5X100		1	1274660000
ZRH 2.5/1 WS		1000	1614300000
ZRH 2.5/2 GR/V0		1000	1614290000
ZAD 1/4		20	1609110000
DEK 5/5 MC NE WS		1000	1609801044
WS 10/5 MC NE WS		720	1635000000
DEK 5/5 MM WS		800	2007110000
WS 8/5 MM WS		800	2007150000

For detailed information on other accessories and application in the online catalogue

ZDU 2.5/4AN

2.5 mm²

Four connections



5.1 x 79.5 x 38.5
27 / 4
0.05...4



IEC 60947-7-1

Ex e II II 2 G D

IEC	UL	CSA	EN 60079-7
800	600	600	550
24	25	27	21
2.5	AWG 30...12	AWG 26...12	2.5 mm ²

8 kV / 3

A3 / V-0

KEMA97ATEX2521U

Rated connection

0.5...4

0.5...4 / 0.5...2.5

10 / 0.6 x 3.5 mm


Type	Qty.	Order No.
ZDU 2.5/4AN	100	1608570000
ZDU 2.5/4AN BL	100	1608580000

Type	current	Qty.	Order No.
ZQV 2.5/2		60	1608860000
ZQV 2.5/10	24 A	20	1608940000
ZAP/TW 3		50	1608800000
ZAP/TW 3 BL		50	1608810000
ZEW 35		20	9540000000
ZTA 1		25	1609040000
ZTA 1/ZA		25	1609050000
SDIS SL 0.6X3.5X100		1	1274660000
ZRH 2.5/1 WS		1000	1614300000
ZRH 2.5/2 GR/V0		1000	1614290000
ZAD 1/4		20	1609110000
DEK 5/5 MC NE WS		1000	1609801044
WS 10/5 MC NE WS		720	1635000000
DEK 5/5 MM WS		800	2007110000
WS 8/5 MM WS		800	2007150000


ZDU 2.5/2x2AN

2.5 mm²

Two potentials feasible



5.1 x 79.5 x 38.5
30 / 4
0.05...4



IEC 60947-7-1

Ex e II II 2 G D

IEC	UL	CSA	EN 60079-7
800	600	600	550
24	25	27	21
2.5	AWG 26...12	AWG 26...12	2.5 mm ²

8 kV / 3

A3 / V-0

KEMA97ATEX2521U

Rated connection

0.5...4

0.5...4 / 0.5...2.5

10 / 0.6 x 3.5 mm

Type	Qty.	Order No.
ZDU 2.5/2X2AN	100	1608600000
ZDU 2.5/2X2AN BL	100	1608610000

Type	current	Qty.	Order No.
ZAP/TW 3		50	1608800000
ZAP/TW 3 BL		50	1608810000
ZEW 35		20	9540000000
ZTA 1		25	1609040000
ZTA 1/ZA		25	1609050000
SDIS SL 0.6X3.5X100		1	1274660000
ZRH 2.5/1 WS		1000	1614300000
ZRH 2.5/2 GR/V0		1000	1614290000
ZAD 1/4		20	1609110000
DEK 5/5 MC NE WS		1000	1609801044
WS 10/5 MC NE WS		720	1635000000




Spring connection with tension clamp technology (Z-Series)
Feed-through terminal blocks



ZDU 4 **4 mm²**

Two connections



Width/Height/Depth	mm
max. current / max. cond. cross-section	A/mm ²
Max. clamping range	mm ²

6.1 x 62 x 43
41 / 6
0.13...6

Technical data

Rated data	
Rated voltage	V
Rated current	A
for wire cross-section	mm ²
Rated impulse withstand voltage / Pollution severity	
Gauge to IEC 60947-1 / UL 94 flammability rating	
Approvals	
Clamped conductors (H05V/H07V)	
Solid / Stranded	mm ²
Flexible / Flexible with ferrule	mm ²
Stripping length / Blade size	mm/-
Note	

IEC 60947-7-1	Ex e II	Ex	II 2 G D
IEC	UL	CSA	EN 60079-7
800	600	600	550
32	33	35	28
4	AWG 26...10	AWG 26...10	4 mm ²
8 kV / 3			
A4 / V-0			
CE CB IEC UL KEMA97ATEX2521U			
Rated connection			
0.5...6 / 0.5...6			
0.5...6 / 0.5...4			
12 / 0.6 x 3.5 mm			
Note	When using twin ferrules, the rated voltage is 690 V.		

Ordering data

Version	
	dark beige
	blue
Note	

Type	Qty.	Order No.
ZDU 4	100	1632050000
ZDU 4 BL	100	1632060000

Accessories


Pluggable cross-connection	
	2-pole
	4-pole
	10-pole
End plate / Partition plate	
	dark beige
	Blue
End bracket	
	dark beige
Test adapter	
	Standard
	With spigot
Screwdriver	
	Standard
Reducing sleeves	
	For conductors < 0.5 mm ² / AWG 20
	For conductors < 1.0 mm ² / AWG 18
Cover	
	With lightning flash symbol
Identification systems	

Type	current	Qty.	Order No.
ZQV 4/2 GE	32 A	60	1608950000
ZQV 4/10 GE	32 A	20	1609030000
ZAP/TW 4		50	1632090000
ZAP/TW 4 BL		50	1632100000
ZEW 35		20	9540000000
ZTA 2 ZDU4		25	1609060000
ZTA 2/ZA ZDU4		25	1609070000
SDIS SL 0.6X3.5X100		1	1274660000
ZRH 4/1 WS		1000	1636640000
ZAD 2/4		20	1609080000
DEK 5/6 MC NE WS		1000	1609820000
WS 10/6 MC NE WS		600	1828450000
DEK 5/6 MM WS		600	2007120000
WS 8/6 MM WS		600	2007160000

For detailed information on other accessories and application in the online catalogue

ZDU 4/3 AN **4 mm²**

Three connections



6.1 x 83.5 x 43
41 / 6
0.13...6

IEC 60947-7-1	Ex e II	Ex	II 2 G D
IEC	UL	CSA	EN 60079-7
800	600	600	550
32	33	35	28
4	AWG 26...10	AWG 26...10	4 mm ²
8 kV / 3			
A4 / V-0			
CE CB IEC UL KEMA00ATEX2107U			
Rated connection			
0.5...6 / 0.5...6			
0.5...6 / 0.5...4			
12 / 0.6 x 3.5 mm			
Note	When using twin ferrules, the rated voltage is 690 V.		

Type	Qty.	Order No.
ZDU 4/3AN	50	7904180000
ZDU 4/3AN BL	50	7904190000

Type	current	Qty.	Order No.
ZQV 4/2 GE	32 A	60	1608950000
ZQV 4/10 GE	32 A	20	1609030000
ZAP/TW 4/3AN		20	7904100000
ZAP/TW 4/3AN BL		20	7904110000
ZEW 35		20	9540000000
ZTA 2 ZDU4		25	1609060000
ZTA 2/ZA ZDU4		25	1609070000
SDIS SL 0.6X3.5X100		1	1274660000
ZRH 4/1 WS		1000	1636640000
ZAD 2/4		20	1609080000
DEK 5/6 MC NE WS		1000	1609820000
WS 12/6 MC NE WS		600	1609900000
DEK 5/6 MM WS		600	2007120000
WS 8/6 MM WS		600	2007160000

For detailed information on other accessories and application in the online catalogue

ZDU 4/4 AN

4 mm²

Four connections



6.1 x 104.5 x 43
41 / 6
0.13...6



IEC 60947-7-1

Ex e II II 2 G D

IEC	UL	CSA	EN 60079-7
800	600	600	550
32	33	35	28
4	AWG 26...10	AWG 26...10	4 mm ²

8 kV / 3

A4 / V-0

KEMA00ATEX2107U

Rated connection

0.5...6 / 0.5...6

0.5...6 / 0.5...4

12 / 0.6 x 3.5 mm

When using twin ferrules, the rated voltage is 690 V.


Type	Qty.	Order No.
ZDU 4/4AN	50	7904290000
ZDU 4/4AN BL	50	7904300000

Type	current	Qty.	Order No.
ZQV 4/2 GE	32 A	60	1608950000
ZQV 4/10 GE	32 A	20	1609030000
ZAP/TW4/4AN		20	7904210000
ZAP/TW4/4AN BL		20	7904220000
ZEW 35		20	9540000000
ZTA 2 ZDU4		25	1609060000
ZTA 2/ZA ZDU4		25	1609070000
SDIS SL 0.6X3.5X100		1	1274660000
ZRH 4/1 WS		1000	1636640000
ZAD 2/4		20	1609080000
DEK 5/6 MC NE WS		1000	1609820000
WS 12/6 MC NE WS		600	1609900000

ZDU 6

6 mm²

Two connections



8.1 x 65 x 45
57 / 10
0.22...10



IEC 60947-7-1

Ex e II II 2 G D

IEC	UL	CSA	EN 60079-7
800	600	600	550
41	50	50	36
6	AWG 22...8	AWG 20...8	6 mm ²

8 kV / 3

A5 / V-0

KEMA97ATEX2521U

Rated connection

0.5...10

0.5...6 / 0.5...6

13 / 1.0 x 5.5 mm

The ZH 0.5 - ZH 2.5 twin ferrules can be used.

Type	Qty.	Order No.
ZDU 6	50	1608620000
ZDU 6 BL	50	1608630000

1000 V DC rated voltage tested.

Type	current	Qty.	Order No.
ZQV 6/2 GE	41 A	60	1627850000
ZQV 6/4 GE	41 A	60	1627870000
ZAP/TW 5		50	1608830000
ZAP/TW 5 BL		50	1608840000
ZEW 35		20	9540000000
ZTA 3 ZDU6		25	1654050000
SDIS SL 1.0X5.5X125		1	1274680000
ZAD 3/4		20	1609120000
DEK 5/8 MC NE WS		800	1856740000
WS 12/6 MC NE WS		600	1609900000
DEK 5/8 MM WS		500	2007130000
WS 8/8 MM WS		500	2007170000

ZDU 6/3 AN

6 mm²

Three connections



8.1 x 90 x 45
57 / 10
0.22...10



IEC 60947-7-1

Ex e II II 2 G D

IEC	UL	CSA	EN 60079-7
800	600	600	550
41	50	50	36
6	AWG 22...8	AWG 20...8	6 mm ²

8 kV / 3

A5 / V-0

KEMA00ATEX2107U

Rated connection

0.5...10

0.5...6 / 0.5...6

13 / 1.0 x 5.5 mm

The ZH 0.5 - ZH 2.5 twin ferrules can be used.

Type	Qty.	Order No.
ZDU 6/3AN	50	7907410000
ZDU 6/3AN BL	50	7907420000

1000 VDC rated voltage tested.

Type	current	Qty.	Order No.
ZQV 6/2 GE	41 A	60	1627850000
ZQV 6/4 GE	41 A	60	1627870000
ZAP/TW6/3AN		20	7907370000
ZAP/TW6/3AN BL		20	7907380000
ZEW 35		20	9540000000
ZTA 3 ZDU6		25	1654050000
SDIS SL 1.0X5.5X125		1	1274680000
ZAD 3/4		20	1609120000
DEK 5/8 MC NE WS		800	1856740000
WS 12/6 MC NE WS		600	1609900000
DEK 5/8 MM WS		500	2007130000
WS 8/8 MM WS		500	2007170000




Spring connection with tension clamp technology (Z-Series) Feed-through terminal blocks



ZDU 10

10 mm²

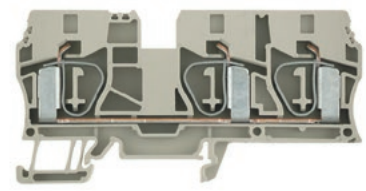
Two connections



ZDU 10/3AN

10 mm²

Three connections



Width/Height/Depth	mm
max. current / max. cond. cross-section	A/mm ²
Max. clamping range	mm ²

10 x 73.5 x 49.5
72 / 16
1.31...16

10 x 99 x 49.5
57 / 16
1.31...16

Technical data

Rated data	
Rated voltage	V
Rated current	A
for wire cross-section	mm ²
Rated impulse withstand voltage / Pollution severity	
Gauge to IEC 60947-1 / UL 94 flammability rating	
Approvals	
Clamped conductors (H05V/H07V)	
Solid / Stranded	mm ²
Flexible / Flexible with ferrule	mm ²
Stripping length / Blade size	mm/-
Note	

IEC 60947-7-1	Ex e II II 2 G D			
IEC	UL	CSA	EN 60079-7	
1000	600	600	550	
57	60	55	50	
10	AWG 16...6	AWG 16...6	10 mm ²	
8 kV / 3				
A6 / V-0				
KEMA99ATEX5514U				
Rated connection				
1.5...16 / 1.5...16				
1.5...10 / 1.5...10				
18 / 1.0 x 5.5 mm				
Cross-connection of ZDU 10 and ZDU 16 is possible using the ZDV 16-10. Cross-connection of ZDU 10 and ZDU 35 is possible using the ZDV 35-10.				

IEC 60947-7-1	Ex e II II 2 G D			
IEC	UL	CSA	EN 60079-7	
800	600	600	550	
57	60	55	50	
10	AWG 16...6	AWG 16...6	10 mm ²	
8 kV / 3				
A6 / V-0				
KEMA00ATEX2107U				
Rated connection				
1.5...16 / 1.5...16				
1.5...10 / 1.5...10				
18 / 1.0 x 5.5 mm				
Cross-connection of ZDU 10 and ZDU 16 is possible using the ZDV 16-10. Cross-connection of ZDU 10 and ZDU 35 is possible using the ZDV 35-10.				

Ordering data

Version	
	dark beige
	blue
Note	

Type	Qty.	Order No.
ZDU 10	25	1746750000
ZDU 10 BL	25	1746760000
1000 VDC rated voltage tested.		

Type	Qty.	Order No.
ZDU 10/3AN	20	1767690000
ZDU 10/3AN BL	20	1767700000
1000 VDC rated voltage tested.		

Accessories

Pluggable cross-connection	
	2-pole
	4-pole
End plate / Partition plate	
	dark beige
	Blue
End bracket	
	dark beige
Test adapter	
Screwdriver	Standard
Cover	With lightning flash symbol
Identification systems	

Type	current	Qty.	Order No.
ZDV 10/2	57 A	25	1739680000
ZAP/TW ZDU10		20	1748660000
ZAP/TW ZDU10 BL		20	1764110000
ZEW 35		20	9540000000
PS 2.3 RT		20	0180400000
SDIS SL 1.0X5.5X125		1	1274680000
ZAD 4/5		20	1746730000
DEK 5/5 MC NE WS		1000	1609801044
WS 12/5 MC NE WS		720	1609860000


Type	current	Qty.	Order No.
ZDV 10/2	57 A	25	1739680000
ZAP/TW 10/16		20	1749580000
ZAP/TW 10/16 BL		20	1768520000
ZEW 35		20	9540000000
PS 2.3 RT		20	0180400000
SDIS SL 1.0X5.5X125		1	1274680000
ZAD 4/5		20	1746730000
DEK 5/5 MC NE WS		1000	1609801044
WS 12/5 MC NE WS		720	1609860000

For detailed information on other accessories and application in the online catalogue

ZDU 16

16 mm²

Two connections



12.1 x 82.5 x 50.5
98 / 25
1.5...25



IEC 60947-7-1

Ex e II II 2 G D

IEC	UL	CSA	EN 60079-7
1000	600	600	550
76	65	65	66
16	AWG 14...4	AWG 14...4	16 mm ²

8 kV / 3

A7 / V-0

KEMA99ATEX5514U

Rated connection

1.5...16 / 1.5...25

1.5...16 / 1.5...16

18 / 1.0 x 5.5 mm

Cross-connection of ZDU 16 and ZDU 35 is possible using the ZDV 35-16. Cross-connection of ZDU 10 and ZDU 16 is possible using the ZDV 16-10.

Type	Qty.	Order No.
ZDU 16	25	1745230000
ZDU 16 BL	25	1745240000


1000 VDC rated voltage tested.

Type	current	Qty.	Order No.
ZQV 16/2	76 A	25	1739690000
ZAP/TW ZDU16		20	1745150000
ZAP/TW ZDU16 BL		20	1764100000
ZEW 35		20	9540000000
PS 2.3 RT		20	0180400000
SDIS SL 1.0X5.5X125		1	1274680000
ZAD 5/5		20	1745210000
DEK 5/5 MC NE WS	1000		1609801044
WS 15/5 MC NE WS	480		1609880000

ZDU 16/3 AN

16 mm²

Three connections



12.1 x 99 x 50.5
76 / 25
1.5...25



IEC 60947-7-1

Ex e II II 2 G D

IEC	UL	CSA	EN 60079-7
800	600	600	550
76	65	65	66
16	AWG 14...4	AWG 14...4	16 mm ²

8 kV / 3

A7 / V-0

KEMA00ATEX2107U

Rated connection

1.5...16 / 1.5...25

1.5...16 / 1.5...16

18 / 1.0 x 5.5 mm

Type	Qty.	Order No.
ZDU 16/3AN	20	1768320000
ZDU 16/3AN BL	20	1768330000


1000 VDC rated voltage tested.

Type	current	Qty.	Order No.
ZQV 16/2	76 A	25	1739690000
ZAP/TW 10/16		20	1749580000
ZAP/TW 10/16 BL		20	1768520000
ZEW 35		20	9540000000
PS 2.3 RT		20	0180400000
SDIS SL 1.0X5.5X125		1	1274680000
ZAD 5/5		20	1745210000
DEK 5/5 MC NE WS	1000		1609801044
WS 15/5 MC NE WS	480		1609880000


ZEI 16

16 mm²

Supply terminal



14.7 x 82.5 x 50.5
76 / 25
1.5...25



IEC 60947-7-1

IEC	UL	CSA	EN 60079-7
500	600	600	
76	65	65	
16	AWG 14...4	AWG 14...4	

8 kV / 3

A7 / V-0

Rated connection

1.5...16 / 1.5...25

1.5...16 / 1.5...16

18 / 1.0 x 5.5 mm

Type	Qty.	Order No.
ZEI 16	20	1745350000
ZEI 16 BL	20	1766240000

Integrated end plate.

Type	current	Qty.	Order No.
ZQV 2.5/2	24 A	60	1608860000
ZQV 6/4 GE	41 A	60	1627870000
ZEW 35		20	9540000000
PS 2.3 RT		20	0180400000
SDIS SL 1.0X5.5X125		1	1274680000
ZAD 5/5		20	1745210000
DEK 5/5 MC NE WS	1000		1609801044
WS 15/5 MC NE WS	480		1609880000




Spring connection with tension clamp technology (Z-Series)

Feed-through terminal blocks

ZDU 35

35 mm²

Two connections



Width/Height/Depth	mm
max. current / max. cond. cross-section	A/mm ²
Max. clamping range	mm ²

16 x 100.5 x 58.5
125 / 35
2.5...35

Technical data

Rated data	
Rated voltage	V
Rated current	A
for wire cross-section	mm ²
Rated impulse withstand voltage / Pollution severity	
Gauge to IEC 60947-1 / UL 94 flammability rating	
Approvals	
Clamped conductors (H05V/H07V)	
Solid / Stranded	mm ²
Flexible / Flexible with ferrule	mm ²
Stripping length / Blade size	mm/-

IEC 60947-7-1				Ex e II II 2 G D			
IEC	UL	CSA	EN 60079-7				
800	600	600	690				
125	120	120	109				
35	AWG 12...2	AWG 12...2	35 mm ²				
8 kV / 3							
A8 / V-0							
				KEMA00ATEX2107U			
Rated connection							
2.5...16 / 2.5...35							
2.5...35 / 2.5...35							
25 / 1.0 x 5.5 mm							

Note

Cross-connection of ZDU 10 and ZDU 35 is possible using the ZDV 35-10. Cross-connection of ZDU 16 and ZDU 35 is possible using the ZDV 35-16.

Ordering data

Version	
	dark beige
	blue
Note	

Type	Qty.	Order No.
ZDU 35	10	1739620000
ZDU 35 BL	10	1739630000

End plate is integrated. 1000 VDC rated voltage tested.

Accessories

Pluggable cross-connection	
	2-pole
	4-pole
End plate / Partition plate	
	dark beige
	Blue
End bracket	
	dark beige
Screwdriver	
	Standard
Cover	
	With lightning flash symbol
Identification systems	

Type	current	Qty.	Order No.
ZDV 35/2	105 A	10	1739700000
ZEW 35		20	9540000000
SDIS SL 1.0X5.5X125		1	1274680000
ZAD 6/5		20	1752620000
DEK 5/5 MC NE WS		1000	1609801044
WS 15/5 MC NE WS		480	1609880000

For detailed information on other accessories and application in the online catalogue



Spring connection with tension clamp technology (Z-Series)
Feed-through terminal blocks

Universal range

A

ZDU 2.5-2

2.5 mm²

Two connections



Width/Height/Depth	mm
max. current / max. cond. cross-section	A/mm ²
Max. clamping range	mm ²

5.1 x 50.5 x 43
24 / 4
0.13...4

Technical data

Rated data	
Rated voltage	V
Rated current	A
for wire cross-section	mm ²
Rated impulse withstand voltage / Pollution severity	
Gauge to IEC 60947-1 / UL 94 flammability rating	
Approvals	
Clamped conductors (H05V/H07V)	
Solid / Stranded	mm ²
Flexible / Flexible with ferrule	mm ²
Stripping length / Blade size	mm/-
Note	

IEC 60947-7-1	Ex e II	Ex	II 2 G D
IEC	UL	CSA	EN 60079-7
800	600	600	550
24	24	24	21
2.5	AWG 26...12	AWG 26...12	2.5 mm ²
8 kV / 3			
A2 / V-0			
CE CB CB2 CB3 CB4 CB5 CB6 CB7 CB8 CB9 CB10 CB11 CB12 CB13 CB14 CB15 CB16 CB17 CB18 CB19 CB20 CB21 CB22 CB23 CB24 CB25 CB26 CB27 CB28 CB29 CB30 CB31 CB32 CB33 CB34 CB35 CB36 CB37 CB38 CB39 CB40 CB41 CB42 CB43 CB44 CB45 CB46 CB47 CB48 CB49 CB50 CB51 CB52 CB53 CB54 CB55 CB56 CB57 CB58 CB59 CB60 CB61 CB62 CB63 CB64 CB65 CB66 CB67 CB68 CB69 CB70 CB71 CB72 CB73 CB74 CB75 CB76 CB77 CB78 CB79 CB80 CB81 CB82 CB83 CB84 CB85 CB86 CB87 CB88 CB89 CB90 CB91 CB92 CB93 CB94 CB95 CB96 CB97 CB98 CB99 CB100			
KEMA97ATEX4677U			
Rated connection			
0.5...2.5			
0.5...2.5 / 0.5...1.5			
10 / 0.6 x 3.5 mm			
2.5 mm ² flexible wires with wire-end ferrules are crimped with the Weidmüller PZ 6/5 crimping tool.			

Ordering data

Version	
	dark beige
	blue
Note	

Type	Qty.	Order No.
ZDU 2.5-2	100	1772060000
ZDU 2.5-2 BL	100	1772070000
Rated voltage is reduced to 400 V when using the cross-connector.		

Accessories

Pluggable cross-connection	
	2-pole
	10-pole
End plate / Partition plate	
	dark beige
	Blue
End bracket	
	dark beige
Test adapter	
	With spigot
Screwdriver	
	Standard
Reducing sleeves	
	For conductors < 0.5 mm ² / AWG 20
	For conductors < 1.0 mm ² / AWG 18
Cover	
	With lightning flash symbol
Identification systems	

Type	current	Qty.	Order No.
ZQV 2.5/2		60	1608860000
ZQV 2.5/10	24 A	20	1608940000
ZAP/TW7		50	1706110000
ZAP/TW7 BL		50	1706120000
ZEW 35		20	9540000000
ZTA 4		25	1688110000
SDIS SL 0.6X3.5X100		1	1274660000
ZRH 1.5H/1		1000	1678810000
ZRH 1.5H/2		1000	1678800000
ZAD 1/4-2 GE		20	1764560000
DEK 5/5 MC SDR		200	1609810000
WS 14/5 MC NE WS		480	1768090000
DEK 5/5 MM WS		800	2007110000
WS 8/5 MM WS		800	2007150000

For detailed information on other accessories and application in the online catalogue

The rated voltage is decreased to 250 V when using the shielding rail LS 2.8 (1056400000).

ZDU 2.5-2/3AN

2.5 mm²

Three connections



5.1 x 50.5 x 43
24 / 4
0.13...4

IEC 60947-7-1	Ex e II	Ex	II 2 G D
IEC	UL	CSA	EN 60079-7
800	600	600	550
24	20	23	21
2.5	AWG 26...12	AWG 26...14	2.5 mm ²
8 kV / 3			
A2 / V-0			
CE CB CB2 CB3 CB4 CB5 CB6 CB7 CB8 CB9 CB10 CB11 CB12 CB13 CB14 CB15 CB16 CB17 CB18 CB19 CB20 CB21 CB22 CB23 CB24 CB25 CB26 CB27 CB28 CB29 CB30 CB31 CB32 CB33 CB34 CB35 CB36 CB37 CB38 CB39 CB40 CB41 CB42 CB43 CB44 CB45 CB46 CB47 CB48 CB49 CB50 CB51 CB52 CB53 CB54 CB55 CB56 CB57 CB58 CB59 CB60 CB61 CB62 CB63 CB64 CB65 CB66 CB67 CB68 CB69 CB70 CB71 CB72 CB73 CB74 CB75 CB76 CB77 CB78 CB79 CB80 CB81 CB82 CB83 CB84 CB85 CB86 CB87 CB88 CB89 CB90 CB91 CB92 CB93 CB94 CB95 CB96 CB97 CB98 CB99 CB100			
KEMA97ATEX4677U			
Rated connection			
0.5...2.5			
0.5...2.5 / 0.5...2.5			
10 / 0.6 x 3.5 mm			
2.5 mm ² flexible wires with wire-end ferrules are crimped with the Weidmüller PZ 6/5 crimping tool.			

Type	Qty.	Order No.
ZDU 2.5-2/3AN	100	1706010000
ZDU 2.5-2/3AN BL	100	1706040000
Rated voltage is reduced to 400 V when using the cross-connector.		

Type	current	Qty.	Order No.
ZQV 2.5/2		60	1608860000
ZQV 2.5/10	24 A	20	1608940000
ZAP/TW7		50	1706110000
ZAP/TW7 BL		50	1706120000
ZEW 35		20	9540000000
ZTA 4		25	1688110000
SDIS SL 0.6X3.5X100		1	1274660000
ZRH 1.5H/1		1000	1678810000
ZRH 1.5H/2		1000	1678800000
ZAD 1/4-2 GE		20	1764560000
DEK 5/5 MC SDR		200	1609810000
WS 14/5 MC NE WS		480	1768090000
DEK 5/5 MM WS		800	2007110000
WS 8/5 MM WS		800	2007150000

The rated voltage is decreased to 250 V when using the shielding rail LS 2.8 (1056400000).


ZDU 2.5-2/4AN

2.5 mm²

Four connections



5.1 x 50.5 x 43
24 / 4
0.13...4



IEC 60947-7-1

Ex e II II 2 G D

IEC	UL	CSA	EN 60079-7
800	600	600	550
24	20	23	21
2.5	AWG 26...12	AWG 26...14	2.5 mm ²

8 kV / 3
A2 / V-0

KEMA97ATEX4677U

KEMA97ATEX4677U

Rated connection

0.5...2.5
0.5...2.5 / 0.5...2.5
10 / 0.6 x 3.5 mm

2.5 mm² flexible wires with wire-end ferrules are crimped with the Weidmüller PZ 6/5 crimping tool.

Type	Qty.	Order No.
ZDU 2.5-2/4AN	100	1706060000
ZDU 2.5-2/4AN BL	100	1706070000

The wire cross section is decreased to 1.5 mm² when using the ZQB 2.5 for single core and finely stranded wires.

Type	current	Qty.	Order No.
ZQB 2.5-2	24 A	50	1677120000
ZAP/TW7		50	1706110000
ZAP/TW7 BL		50	1706120000
ZEW 35		20	9540000000
ZTA 4		25	1688110000
SDIS SL 0.6X3.5X100		1	1274660000
ZRH 1.5H/1		1000	1678810000
ZRH 1.5H/2		1000	1678800000
ZAD 1/4-2 GE		20	1764560000
DEK 5/5 MC SDR		200	1609810000
DEK 5/5 MM WS		800	2007110000
WS 8/5 MM WS		800	2007150000

The rated voltage is decreased to 250 V when using the shielding rail LS 2.8 (1056400000).

ZDU 4-2

4 mm²

Two connections



6.1 x 61.5 x 45.5
32 / 6
0.13...6



IEC 60947-7-1

Ex e II II 2 G D

IEC	UL	CSA	EN 60079-7
800	600	600	550
32	33	35	28
4	AWG 26...10	AWG 26...10	4 mm ²

8 kV / 3
A3 / V-0

KEMA97ATEX4677U

KEMA97ATEX4677U

Rated connection

0.5...6
0.5...4 / 0.5...4
10 / 0.6 x 3.5 mm

Type	Qty.	Order No.
ZDU 4-2/2AN	100	1770370000
ZDU 4-2/2AN BL	100	1770840000

Rated voltage is reduced to 400 V when using the cross-connector.

Type	current	Qty.	Order No.
ZQV 4/2 GE	32 A	60	1608950000
ZQV 4/10 GE	32 A	20	1609030000
ZAP ZDU4-2		50	1770400000
ZAP ZDU4-2 BL		50	1770880000
ZEW 35		20	9540000000
ZTA 6/ZA		25	1780660000
SDIS SL 0.6X3.5X100		1	1274660000
ZAD 1/4		20	1609110000
DEK 5/6 MC NE WS		1000	1609820000
WS 12/6 MC NE WS		600	1609900000
DEK 5/6 MM WS		600	2007120000
WS 8/6 MM WS		600	2007160000

The rated voltage is decreased to 250 V when using the shielding rail LS 2.8 (1056400000).

ZDU 4-2/3AN

4 mm²

Three connections



6.1 x 61.5 x 45.5
38 / 6
0.13...6



IEC 60947-7-1

Ex e II II 2 G D

IEC	UL	CSA	EN 60079-7
800	600	600	550
32	33	35	28
4	AWG 26...10	AWG 26...10	4 mm ²

8 kV / 3
A3 / V-0

KEMA97ATEX4677U

KEMA97ATEX4677U

Rated connection

0.5...6
0.5...4 / 0.5...4
10 / 0.6 x 3.5 mm

Type	Qty.	Order No.
ZDU 4-2/3AN	100	1770360000
ZDU 4-2/3AN BL	100	1770860000

Rated voltage is reduced to 400 V when using the cross-connector.

Type	current	Qty.	Order No.
ZQV 4/2 GE	32 A	60	1608950000
ZQV 4/10 GE	32 A	20	1609030000
ZAP ZDU4-2		50	1770400000
ZAP ZDU4-2 BL		50	1770880000
ZEW 35		20	9540000000
ZTA 6/ZA		25	1780660000
SDIS SL 0.6X3.5X100		1	1274660000
ZAD 1/4		20	1609110000
WS 12/6 MC NE WS		600	1609900000
DEK 5/6 MM WS		600	2007120000
WS 8/6 MM WS		600	2007160000

The rated voltage is reduced to 250 V on use of shield bus LS 2.8 (1056400000).



**Spring connection with tension clamp technology (Z-Series)
Feed-through terminal blocks**



ZDU 4-2/3AN LSC

4 mm²

Three connections



ZDU 4-2/4AN

4 mm²

Four connections



Width/Height/Depth	mm
max. current / max. cond. cross-section	A/mm ²
Max. clamping range	mm ²

6.1 x 61.5 x 45.5	
38 / 6	
0.13...6	

6.1 x 75.1 x 45.5	
32 / 6	
0.13...6	

Technical data

Rated data	
Rated voltage	V
Rated current	A
for wire cross-section	mm ²
Rated impulse withstand voltage / Pollution severity	
Gauge to IEC 60947-1 / UL 94 flammability rating	
Approvals	
Clamped conductors (H05V/H07V)	
Solid / Stranded	mm ²
Flexible / Flexible with ferrule	mm ²
Stripping length / Blade size	mm/-
Note	

IEC 60947-7-1			
IEC	UL	CSA	EN 60079-7
800			
32			
4			
	8 kV / 3		
	A3 / V-0		
CE			
Rated connection			
0.5...6			
0.5...4 / 0.5...4			
10 / 0.6 x 3.5 mm			
The ZDU 4-2/3AN LSC version can be mounted on a 40 mm Lütze frame.			

IEC 60947-7-1				Ex e II II 2 G D			
IEC	UL	CSA	EN 60079-7	IEC	UL	CSA	EN 60079-7
800	600	600	550	32	33	35	28
4	AWG 26...10	AWG 26...10	4 mm ²				
	8 kV / 3						
	A3 / V-0						
CE KEMA97ATEX4677U							
Rated connection							
0.5...6							
0.5...4 / 0.5...4							
10 / 0.6 x 3.5 mm							

Ordering data

Version	
	dark beige
	blue
Note	

Type	Qty.	Order No.
ZDU 4-2/3AN LSC	100	1790520000
ZDU 4-2/3AN LSC BL	100	1804880000
Rated voltage is reduced to 400 V when using the cross-connector.		

Type	Qty.	Order No.
ZDU 4-2/4AN	100	1806980000
ZDU 4-2/4AN BL	100	1806990000
Rated voltage is reduced to 400 V when using the cross-connector.		

Accessories

Pluggable cross-connection	
	2-pole
	4-pole
	10-pole
End plate / Partition plate	
	dark beige
	Blue
End bracket	
	dark beige
Test adapter	
	With spigot
Screwdriver	
	Standard
Cover	
	With lightning flash symbol
Identification systems	

Type	current	Qty.	Order No.
ZQV 4/2 GE	32 A	60	1608950000
ZQV 4/10 GE	32 A	20	1609030000
ZAP ZDU4-2		50	1770400000
ZAP ZDU4-2 BL		50	1770880000
ZEW 35		20	9540000000
ZTA 6/ZA		25	1780660000
SDIS SL 0.6X3.5X100		1	1274660000
ZAD 1/4		20	1609110000
DEK 5/6 MC NE WS		1000	1609820000
WS 12/6 MC NE WS		600	1609900000
DEK 5/6 MM WS		600	2007120000
WS 8/6 MM WS		600	2007160000

Type	current	Qty.	Order No.
ZQV 4/2 GE	32 A	60	1608950000
ZQV 4/10 GE	32 A	20	1609030000
ZAP ZDU4-2/4AN		50	1807010000
ZAP ZDU4-2/4AN BL		50	1807020000
ZEW 35		20	9540000000
ZTA 6/ZA		25	1780660000
SDIS SL 0.6X3.5X100		1	1274660000
ZAD 1/4		20	1609110000
DEK 5/6 MC NE WS		1000	1609820000
WS 12/6 MC NE WS		600	1609900000
DEK 5/6 MM WS		600	2007120000
WS 8/6 MM WS		600	2007160000

For detailed information on other accessories and application in the online catalogue

The rated voltage is reduced to 250 V on use of shield bus LS 2.8 (1056400000).

ZDU 6-2/2AN

6 mm²

Two connections



8.1 x 68 x 49.5
41 / 10
0.22...10



IEC 60947-7-1 Ex e II II 2 G D

IEC	UL	CSA	EN 60079-7
800	600	600	550
41	45	50	36
6	AWG 22...8	AWG 20...8	6 mm ²
8 kV / 3			
A5 / V-0			

KEMA97ATEX4677U

Rated connection

0.5...10
0.5...10 / 0.5...6
12 / 0.6 x 3.5 mm, 0.8 x 4.0 mm

Type	Qty.	Order No.
ZDU 6-2/2AN	50	1771380000
ZDU 6-2/2AN BL	50	1771390000

Rated voltage is reduced to 400 V when using the cross-connector. 1000 VDC rated voltage tested.

Type	current	Qty.	Order No.
ZQV 6/2 GE	41 A	60	1627850000
ZQV 6/4 GE	41 A	60	1627870000
ZAP ZDU6-2		50	1771440000
ZEW 35		20	9540000000
ZTA 7/ZA		25	1780670000
SDIS SL 0.8X4.0X100		1	1274670000
ZAD 2/4		20	1609080000
DEK 5/8 MC NE WS		800	1856740000
DEK 5/8 MM WS		500	2007130000
WS 8/8 MM WS		500	2007170000


ZDU 6-2/3AN

6 mm²

Three connections



8.1 x 68 x 49.5
41 / 10
0.22...10



IEC 60947-7-1 Ex e II II 2 G D

IEC	UL	CSA	EN 60079-7
800	600	600	550
41	45	50	36
6	AWG 22...8	AWG 20...8	6 mm ²
8 kV / 3			
A5 / V-0			

KEMA97ATEX4677U

Rated connection

0.5...10
0.5...10 / 0.5...6
12 / 0.6 x 3.5 mm, 0.8 x 4.0 mm

Type	Qty.	Order No.
ZDU 6-2/3AN	50	1771410000
ZDU 6-2/3AN BL	50	1771420000

Rated voltage is reduced to 400 V when using the cross-connector.

Type	current	Qty.	Order No.
ZQV 6/2 GE	41 A	60	1627850000
ZQV 6/4 GE	41 A	60	1627870000
ZAP ZDU6-2		50	1771440000
ZEW 35		20	9540000000
ZTA 7/ZA		25	1780670000
SDIS SL 0.8X4.0X100		1	1274670000
ZAD 2/4		20	1609080000
DEK 5/8 MC NE WS		800	1856740000
DEK 5/8 MM WS		500	2007130000
WS 8/8 MM WS		500	2007170000

ZEI 16-2 / 1 AN

16 mm²

Supply terminal



14 x 61.5 x 50.5
76 / 25
1.5...25



In accordance with IEC 60947-7-1

IEC	UL	CSA	EN 60079-7
800	600	600	
76	65	65	
16	AWG 14...4	AWG 14...4	
6 kV / 3			
A7 / V-0			

Rated connection

1.5...10 / 16...25
1.5...16 / 1.5...16
18 / 1.0 x 5.5 mm

Rated voltage is reduced to 400 V or the IP rated voltage of the distribution terminals.

Type	Qty.	Order No.
ZEI 16-2/1AN	20	1772940000
ZEI 16-2/1AN BL	20	1772950000

End plate is integrated.

Type	current	Qty.	Order No.
ZQV 2.5/2		60	1608860000
ZAP/Z...16-2/1AN		10	1772970000
ZEW 35		20	9540000000
SDIS SL 1.0X5.5X125		1	1274680000
ZAD 2/4		20	1609080000
DEK 8 FSZ 1-10		500	1289660001

The plug-in cross-connections ZQV 2.5/... ZQV 4/... and ZQV 6/... can be used.




Spring connection with tension clamp technology (Z-Series)
Feed-through terminal blocks



ZDU 2.5N **2.5 mm²**

Two connections



Width/Height/Depth	5.1 x 50.5 x 38.5
max. current / max. cond. cross-section	24 / 4
Max. clamping range	0.05...4

IEC 60947-7-1		II 2 G D	
IEC	UL	CSA	EN 60079-7
800	300	300	550
24	20	24	20.5
2.5	AWG 30...12	AWG 30...12	2.5 mm ²
6 kV / 3			
A2 / V-0			
CE		KEMA06ATEX0271U	
Rated connection			
0.5...4 / 1.5...2.5			
0.5...2.5 / 0.5...1.5			
10 / 0.6 x 3.5 mm			
2.5 mm ² flexible wires with wire-end ferrules are crimped with the Weidmüller PZ 6/5 crimping tool.			

Width/Height/Depth	mm
max. current / max. cond. cross-section	A/mm ²
Max. clamping range	mm ²

Technical data

Rated data	
Rated voltage	V
Rated current	A
for wire cross-section	mm ²
Rated impulse withstand voltage / Pollution severity	
Gauge to IEC 60947-1 / UL 94 flammability rating	
Approvals	
Clamped conductors (H05V/H07V)	
Solid / Stranded	mm ²
Flexible / Flexible with ferrule	mm ²
Stripping length / Blade size	mm/-
Note	

Ordering data

Version	
	dark beige
	blue
Note	


Accessories

Pluggable cross-connection	
	2-pole
	10-pole
End plate / Partition plate	
	dark beige
End bracket	
	dark beige
Test adapter	
	Standard
	With spigot
Screwdriver	
	Standard
Reducing sleeves	
	For conductors < 0.5 mm ² / AWG 20
	For conductors < 1.0 mm ² / AWG 18
Cover	
	With lightning flash symbol
Identification systems	

For detailed information on other accessories and application in the online catalogue

ZDU 2.5N/3AN **2.5 mm²**

Three connections



Width/Height/Depth	5.1 x 56.5 x 38.5
max. current / max. cond. cross-section	24 / 4
Max. clamping range	0.05...4

IEC 60947-7-1		II 2 G D	
IEC	UL	CSA	EN 60079-7
800	300	300	550
24	20	24	21.5
2.5	AWG 30...12	AWG 30...12	2.5 mm ²
6 kV / 3			
A2 / V-0			
CE		KEMA06ATEX0271U	
Rated connection			
0.5...4 / 1.5...2.5			
0.5...2.5 / 0.5...1.5			
10 / 0.6 x 3.5 mm			
2.5 mm ² flexible wires with wire-end ferrules are crimped with the Weidmüller PZ 6/5 crimping tool.			

Type	Qty.	Order No.
ZDU 2.5N/3AN	50	1933720000
ZDU 2.5N/3AN BL	50	1933730000


Type	current	Qty.	Order No.
ZQV 2.5/2		60	1608860000
ZQV 2.5/10	24 A	20	1608940000
ZAP/TW ZDU/ZPE 2.5N/3AN		50	1933800000
ZEW 35		20	9540000000
ZTA ZT2.5		25	1827080000
ZTA ZT2.5/ZA		25	1847600000
SDIS SL 0.6X3.5X100		1	1274660000
ZRH 1.5H/1		1000	1678810000
ZRH 1.5H/2		1000	1678800000
ZAD 9/4		20	1934160000
DEK 5/5 MC NE WS		1000	1609801044
WS 10/5 M MC NE WS		720	1792000000
DEK 5/5 MM WS		800	2007110000
WS 8/5 MM WS		800	2007150000

2.5 mm² wires with wire ferrules including the plastic collar only clampable with diameter-optimised collar (Order no. 1333100000, pack of 500).


ZDU 2.5N/4AN

2.5 mm²

Four connections



5.1 x 60 x 38.5
24 / 4
0.05...4



IEC 60947-7-1

II 2 G D

IEC	UL	CSA	EN 60079-7
800	300	300	550
24	20	24	21
2.5	AWG 30...12	AWG 30...12	2.5 mm ²

6 kV / 3

A2 / V-0

CE

KEMA06ATEX0271U

Rated connection

0.5...4 / 1.5...2.5

0.5...2.5 / 0.5...1.5

10 / 0.6 x 3.5 mm

2.5 mm² flexible wires with wire-end ferrules are crimped with the Weidmüller PZ 6/5 crimping tool.

Type	Qty.	Order No.
ZDU 2.5N/4AN	50	1933740000
ZDU 2.5N/4AN BL	50	1933750000

Type	current	Qty.	Order No.
ZQV 2.5/2		60	1608860000
ZQV 2.5/10	24 A	20	1608940000
ZAP/TW ZDU/ZPE 2.5N/4AN		50	1933810000
ZEW 35		20	9540000000
ZTA ZT2.5		25	1827080000
ZTA ZT2.5/ZA		25	1847600000
SDIS SL 0.6X3.5X100		1	1274660000
ZRH 1.5H/1		1000	1678810000
ZRH 1.5H/2		1000	1678800000
ZAD 9/4		20	1934160000
DEK 5/5 MC NE WS		1000	1609801044
WS 10/5 M MC NE WS		720	1792000000
DEK 5/5 MM WS		800	2007110000
WS 8/5 MM WS		800	2007150000

2.5 mm² wires with wire ferrules including the plastic collar only clampable with diameter-optimised collar (Order no. 1333100000, pack of 500).



Spring connection with tension clamp technology (Z-Series)


Feed-through terminal blocks



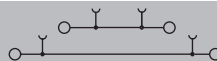
ZDK 1.5

1.5 mm²

Double-level terminal




3.5 x 75.5 x 49.5
17.5 / 1.5
0.05...1.5



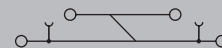
ZDK 1.5V

1.5 mm²

Vertically cross-connected double-level terminal



3.5 x 75.5 x 49.5
17.5 / 1.5
0.05...1.5



Width/Height/Depth mm
max. current / max. cond. cross-section A/mm²
Max. clamping range mm²

Technical data

Rated data	
Rated voltage	V
Rated current	A
for wire cross-section	mm ²
Rated impulse withstand voltage / Pollution severity	
Gauge to IEC 60947-1 / UL 94 flammability rating	
Approvals	
Clamped conductors (H05V/H07V)	
Solid / Stranded	mm ²
Flexible / Flexible with ferrule	mm ²
Stripping length / Blade size	mm/-
Note	

Ordering data

Version	
	dark beige
	blue
Note	

Accessories

Pluggable cross-connection	
	2-pole
	10-pole
End plate / Partition plate	
	dark beige
	Blue
End bracket	
	dark beige
Test adapter	
	Standard
	With spigot
Screwdriver	
	Standard
Reducing sleeves	
	For conductors < 0.5 mm ² / AWG 20
	For conductors < 1.0 mm ² / AWG 18
Identification systems	
Cover	
	With lightning flash symbol

IEC 60947-7-1

IEC	UL	CSA	EN 60079-7
500	300	600	
17.5	10	10	
1.5	AWG 28...16	AWG 28...16	
6 kV / 3			
B1 / V-0			

CE e-PA IEC

Rated connection	
	0.5...1.5
	0.5...1.5 / 0.5...1.5
	10 / 0.4 x 2.0 mm

IEC 60947-7-1

IEC	UL	CSA	EN 60079-7
500	300	600	
17.5	10	10	
1.5	AWG 28...16	AWG 28...16	
6 kV / 3			
B1 / V-0			

CE e-PA IEC

Rated connection	
	0.5...1.5
	0.5...1.5 / 0.5...1.5
	10 / 0.4 x 2.0 mm

Type	Qty.	Order No.
ZDK 1.5	100	1791100000
ZDK 1.5 BL	100	1791110000

Type	Qty.	Order No.
ZDK 1.5V	100	1791130000
ZDK 1.5V BL	100	1791140000

Type	current	Qty.	Order No.
ZQV 1.5/2	17.5 A	60	1776120000
ZQV 1.5/10	17.5 A	20	1776200000
End plate / Partition plate			
ZAP/TW ZDK1.5		20	1791160000
ZAP/TW ZDK1.5 BL		20	1791170000
End bracket			
ZEW 35		20	9540000000
Test adapter			
ZTA 5		25	1776210000
ZTA 5/ZA		25	1776220000
Screwdriver			
SDS 0.4X2.0X60		1	9037160000
Reducing sleeves			
ZRH 1.5S/1		500	1781950000
Identification systems			
DEK 5/3.5 MC NE WS		500	1755270000
DEK 5/3.5 MM WS		1000	2007100000
WS 8/3.5 MM WS		1000	2007140000
Cover			
ZAD 7/4		20	1781940000


Type	current	Qty.	Order No.
ZQV 1.5/2	17.5 A	60	1776120000
ZQV 1.5/10	17.5 A	20	1776200000
End plate / Partition plate			
ZAP/TW ZDK1.5		20	1791160000
ZAP/TW ZDK1.5 BL		20	1791170000
End bracket			
ZEW 35		20	9540000000
Test adapter			
ZTA 5		25	1776210000
ZTA 5/ZA		25	1776220000
Screwdriver			
SDS 0.4X2.0X60		1	9037160000
Reducing sleeves			
ZRH 1.5S/1		500	1781950000
Identification systems			
DEK 5/3.5 MC NE WS		500	1755270000
DEK 5/3.5 MM WS		1000	2007100000
WS 8/3.5 MM WS		1000	2007140000
Cover			
ZAD 7/4		20	1781940000

For detailed information on other accessories and application in the online catalogue

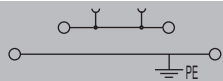
ZDK 1.5 DU-PE

1.5 mm²

Double-level terminal (DU-PE)



3.5 x 75.5 x 49.5
17.5 / 1.5
0.05...1.5



IEC 60947-7-1 (-7-2)

IEC	UL	CSA	EN 60079-7
500	300		
17.5	10		
1.5	AWG 28...16	AWG 28...16	
6 kV / 3			
B1 / V-0			

CE

Rated connection

0.5...1.5
0.5...1.5 / 0.5...1.5
10 / 0.4 x 2.0 mm

Type	Qty.	Order No.
ZDK 1.5DU-PE	100	1791120000

Upper level: feed-through terminal
Lower level: PE terminal

Type	current	Qty.	Order No.
ZQV 1.5/2	17.5 A	60	1776120000
ZQV 1.5/10	17.5 A	20	1776200000
ZAP/TW ZDK1.5		20	1791160000
ZAP/TW ZDK1.5 BL		20	1791170000
ZEW 35		20	9540000000
ZTA 5		25	1776210000
ZTA 5/ZA		25	1776220000
SDS 0.4X2.0X60		1	9037160000
ZRH 1.5S/1		500	1781950000
DEK 5/3.5 MC NE WS		500	1755270000
DEK 5/3.5 MM WS		1000	2007100000
WS 8/3.5 MM WS		1000	2007140000
ZAD 7/4		20	1781940000



Spring connection with tension clamp technology (Z-Series)
Feed-through terminal blocks


Universal range

A



ZDK 2.5 **2.5 mm²**

Double-level terminal



5.1 x 79.5 x 53
20 / 2.5
0.05...2.5

IEC 60947-7-1 Ex e II II 2 G D

IEC	UL	CSA	EN 60079-7
500	300	300	275
20	15	25	18
2.5	AWG 26...14	AWG 26...12	2.5 mm ²
6 kV / 3			
A2 / V-0			

CE KEMA97ATEX4677U

Rated connection	
0.5...2.5	
0.5...2.5 / 0.5...2.5	
10 / 0.6 x 3.5 mm	

2.5 mm² flexible wires with wire-end ferrules are crimped with the Weidmüller PZ 6/5 crimping tool.

Width/Height/Depth mm
 max. current / max. cond. cross-section A/mm²
 Max. clamping range mm²

Technical data

Rated data	
Rated voltage	V
Rated current	A
for wire cross-section	mm ²
Rated impulse withstand voltage / Pollution severity	
Gauge to IEC 60947-1 / UL 94 flammability rating	
Approvals	
Clamped conductors (H05V/H07V)	
Solid / Stranded	mm ²
Flexible / Flexible with ferrule	mm ²
Stripping length / Blade size	mm/-

Note

Ordering data

Version	
	dark beige
	blue
Note	


Accessories

Pluggable cross-connection	
	2-pole
	10-pole
End plate / Partition plate	
	dark beige
	Blue
End bracket	
	dark beige
Test adapter	
	Standard
	With spigot
Screwdriver	
	Standard
Reducing sleeves	
	For conductors < 0.5 mm ² / AWG 20
	For conductors < 1.0 mm ² / AWG 18
Identification systems	
Cover	
	With lightning flash symbol

For detailed information on other accessories and application in the online catalogue

ZDK 2.5 V **2.5 mm²**

Vertically cross-connected double-level terminal



5.1 x 79.5 x 53
20 / 2.5
0.05...2.5

IEC 60947-7-1 Ex e II II 2 G D

IEC	UL	CSA	EN 60079-7
500	300	300	440
20	15	10	20
2.5	AWG 26...14	AWG 26...12	2.5 mm ²
6 kV / 3			
A2 / V-0			

CE KEMA97ATEX4677U

Rated connection	
0.5...2.5	
0.5...2.5 / 0.5...2.5	
10 / 0.6 x 3.5 mm	

2.5 mm² flexible wires with wire-end ferrules are crimped with the Weidmüller PZ 6/5 crimping tool.

Type	Qty.	Order No.
ZDK 2.5	50	1674300000
ZDK 2.5 BL	50	1678630000
ZBS 1 component plug ZBS 1 can be used for LED (1764550000).		

Type	Qty.	Order No.
ZDK 2.5V	50	1689990000
ZDK 2.5V BL	50	1745880000

Type	current	Qty.	Order No.
ZQV 2.5/2		60	1608860000
ZQV 2.5/10	24 A	20	1608940000
End plate / Partition plate			
ZAP/TW ZDK2.5		20	1674730000
ZAP/TW ZDK2.5 BL		20	1748800000
End bracket			
ZEW 35		20	9540000000
Test adapter			
ZTA ZDK 2.5		5	1052660000
ZTA ZDK 2.5/ZA		5	1052680000
Screwdriver			
SDIS SL 0.6X3.5X100		1	1274660000
Reducing sleeves			
ZRH 1.5H/1		1000	1678810000
ZRH 1.5H/2		1000	1678800000
Identification systems			
DEK 5/5 MC NE WS		1000	1609801044
WS 12/5 MC NE WS		720	1609860000
DEK 5/5 MM WS		800	2007110000
WS 8/5 MM WS		800	2007150000


Type	current	Qty.	Order No.
ZQV 2.5/2		60	1608860000
ZQV 2.5/10	24 A	20	1608940000
End plate / Partition plate			
ZAP/TW ZDK2.5		20	1674730000
ZAP/TW ZDK2.5 BL		20	1748800000
End bracket			
ZEW 35		20	9540000000
Test adapter			
ZTA ZDK 2.5		5	1052660000
ZTA ZDK 2.5/ZA		5	1052680000
Screwdriver			
SDIS SL 0.6X3.5X100		1	1274660000
Reducing sleeves			
ZRH 1.5H/1		1000	1678810000
ZRH 1.5H/2		1000	1678800000
Identification systems			
DEK 5/5 MC NE WS		1000	1609801044
WS 12/5 MC NE WS		720	1609860000
DEK 5/5 MM WS		800	2007110000
WS 8/5 MM WS		800	2007150000

ZQV 2.5/1.5 (1720700000) connects the upper and lower layer.

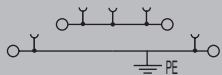
ZDK 2.5 DU-PE

2.5 mm²

Phase - PE conductor



5.1 x 79.5 x 53
24 / 2.5
0.05...2.5



IEC 60947-7-1 (-7-2) Ex e II II 2 G D

IEC	UL	CSA	EN 60079-7
500	300	300	275
20	15	10	20
2.5	AWG 26...14	AWG 26...12	2.5 mm ²

6 kV / 3
A2 / V-0

KEMA97ATEX4677U

Rated connection

0.5...2.5
0.5...2.5 / 0.5...2.5
10 / 0.6 x 3.5 mm

2.5 mm² flexible wires with wire-end ferrules are crimped with the Weidmüller PZ 6/5 crimping tool.


Type	Qty.	Order No.
ZDK 2.5DU-PE	50	1689970000

Type	current	Qty.	Order No.
ZQV 2.5/2		60	1608860000
ZQV 2.5/10	24 A	20	1608940000
ZAP/TW ZDK2.5		20	1674730000
ZAP/TW ZDK2.5 BL		20	1748800000
ZEW 35		20	9540000000
ZTA ZDK 2.5		5	1052660000
ZTA ZDK 2.5/ZA		5	1052680000
SDIS SL 0.6X3.5X100		1	1274660000
ZRH 1.5H/1		1000	1678810000
ZRH 1.5H/2		1000	1678800000
DEK 5/5 MC NE WS		1000	1609801044
WS 12/5 MC NE WS		720	1609860000
DEK 5/5 MM WS		800	2007110000
WS 8/5 MM WS		800	2007150000

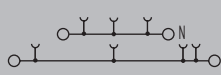
ZDK 2.5 N-DU

2.5 mm²

Neutral conductor - phase



5.1 x 79.5 x 53
23 / 2.5
0.05...2.5



IEC 60947-7-1 Ex e II II 2 G D

IEC	UL	CSA	EN 60079-7
500	300	300	275
20	15	10	20
2.5	AWG 26...14	AWG 26...12	2.5 mm ²

6 kV / 3
A2 / V-0

KEMA97ATEX4677U

Rated connection

0.5...2.5
0.5...2.5 / 0.5...2.5
10 / 0.6 x 3.5 mm

2.5 mm² flexible wires with wire-end ferrules are crimped with the Weidmüller PZ 6/5 crimping tool.

Type	Qty.	Order No.
ZDK 2.5N-DU	50	1689960000


Type	current	Qty.	Order No.
ZQV 2.5/2		60	1608860000
ZQV 2.5/10	24 A	20	1608940000
ZAP/TW ZDK2.5		20	1674730000
ZAP/TW ZDK2.5 BL		20	1748800000
ZEW 35		20	9540000000
ZTA ZDK 2.5		5	1052660000
ZTA ZDK 2.5/ZA		5	1052680000
SDIS SL 0.6X3.5X100		1	1274660000
ZRH 1.5H/1		1000	1678810000
ZRH 1.5H/2		1000	1678800000
DEK 5/5 MC NE WS		1000	1609801044
WS 12/5 MC NE WS		720	1609860000
DEK 5/5 MM WS		800	2007110000
WS 8/5 MM WS		800	2007150000

ZQV 2.5/1.5 (1720700000) connects the upper and lower layer.

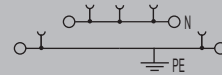
ZDK 2.5 N-PE

2.5 mm²

Neutral & PE conductor



5.1 x 79.5 x 53
24 / 2.5
0.05...2.5



IEC 60947-7-1 (-7-2) Ex e II II 2 G D

IEC	UL	CSA	EN 60079-7
500	300	300	275
20	15	10	20
2.5	AWG 26...14	AWG 26...12	2.5 mm ²

6 kV / 3
A2 / V-0

KEMA97ATEX4677U

Rated connection

0.5...2.5
0.5...2.5 / 0.5...2.5
10 / 0.6 x 3.5 mm

2.5 mm² flexible wires with wire-end ferrules are crimped with the Weidmüller PZ 6/5 crimping tool.

Type	Qty.	Order No.
ZDK 2.5N-PE	50	1689980000

Type	current	Qty.	Order No.
ZQV 2.5/2		60	1608860000
ZQV 2.5/10	24 A	20	1608940000
ZAP/TW ZDK2.5		20	1674730000
ZAP/TW ZDK2.5 BL		20	1748800000
ZEW 35		20	9540000000
ZTA ZDK 2.5		5	1052660000
ZTA ZDK 2.5/ZA		5	1052680000
SDIS SL 0.6X3.5X100		1	1274660000
ZRH 1.5H/1		1000	1678810000
ZRH 1.5H/2		1000	1678800000
DEK 5/5 MC NE WS		1000	1609801044
WS 12/5 MC NE WS		720	1609860000
DEK 5/5 MM WS		800	2007110000
WS 8/5 MM WS		800	2007150000

ZQV 2.5/1.5 (1720700000) connects the upper and lower layer.



Spring connection with tension clamp technology (Z-Series)

Feed-through terminal blocks



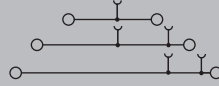
ZLDL 2.5-2 N

2.5 mm²

Three levels




5.1 x 110.5 x 69
20 / 2.5
0.08...2.5



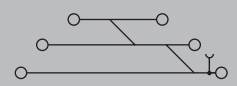
ZLDL 2.5-2 VN

2.5 mm²

Vertically cross-connected multi-level terminal



5.1 x 110.5 x 69
20 / 2.5
0.08...2.5



Width/Height/Depth mm
max. current / max. cond. cross-section A/mm²
Max. clamping range mm²

Technical data

Rated data	
Rated voltage	V
Rated current	A
for wire cross-section	mm ²
Rated impulse withstand voltage / Pollution severity	
Gauge to IEC 60947-1 / UL 94 flammability rating	
Approvals	
Clamped conductors (H05V/H07V)	
Solid / Stranded	mm ²
Flexible / Flexible with ferrule	mm ²
Stripping length / Blade size	mm/-
Note	

IEC 60947-7-1

IEC	UL	CSA	EN 60079-7
500	300	300	
20	15	15	
2.5	AWG 26...12	AWG 26...12	
6 kV / 3			
A2 / V-0			

CE ENEC UL

Rated connection	
0.5...2.5	
0.5...2.5 / 0.5...1.5	
10 / 0.6 x 3.5 mm	
Note	
2.5 mm ² flexible wires with wire-end ferrules are crimped with the Weidmüller PZ 6/5 crimping tool.	

IEC 60947-7-1

IEC	UL	CSA	EN 60079-7
400	300	300	
20	15	15	
2.5	AWG 26...12	AWG 26...12	
6 kV / 3			
A2 / V-0			

CE ENEC UL

Rated connection	
0.5...2.5	
0.5...2.5 / 0.5...1.5	
10 / 0.6 x 3.5 mm	
Note	
2.5 mm ² flexible wires with wire-end ferrules are crimped with the Weidmüller PZ 6/5 crimping tool.	

Ordering data

Version	
	dark beige
	blue
Note	

Type	Qty.	Order No.
ZLDL 2.5-2N	50	1782300000
ZLDL 2.5-2N BL	50	1782310000

Type	Qty.	Order No.
ZLDL 2.5-2VN	25	1782320000
ZLDL 2.5-2VN BL	25	1782330000

Accessories

Vertical jumpers	
	1-pole
Pluggable cross-connection	
	2-pole
	10-pole
End plate / Partition plate	
	dark beige
	Blue
End bracket	
	dark beige
Test adapter	
	With spigot
Screwdriver	
	Standard
	With "swifty set" cutting device
Reducing sleeves	
	For conductors < 1.0 mm ² / AWG 18
	For conductors < 0.5 mm ² / AWG 20
Identification systems	

Type	current	Qty.	Order No.
ZVQ 2.5/1.5	23 A	50	1720700000
ZQV 2.5/2		60	1608860000
ZQV 2.5/10	24 A	20	1608940000
ZAP/TW ZLDL2.5-2N		20	1782340000
ZAP/TW ZLDL2.5-2N BL		20	1782350000
ZEW 35		20	9540000000
ZTA 4		25	1688110000
SDIS SL 0.6X3.5X100		1	1274660000
SWIFTY SET		1	9006060000
ZRH 1.5H/2		1000	1678800000
ZRH 1.5H/1		1000	1678810000
DEK 5/5 MC NE WS		1000	1609801044
WS 12/5 MC NE WS		720	1609860000
DEK 5/5 MM WS		800	2007110000
WS 8/5 MM WS		800	2007150000


Type	current	Qty.	Order No.
ZQV 2.5/2		60	1608860000
ZQV 2.5/10	24 A	20	1608940000
ZAP/TW ZLDL2.5-2N		20	1782340000
ZAP/TW ZLDL2.5-2N BL		20	1782350000
ZEW 35		20	9540000000
ZTA 4		25	1688110000
SDIS SL 0.6X3.5X100		1	1274660000
SWIFTY SET		1	9006060000
ZRH 1.5H/2		1000	1678800000
ZRH 1.5H/1		1000	1678810000
DEK 5/5 MC NE WS		1000	1609801044
WS 12/5 MC NE WS		720	1609860000
DEK 5/5 MM WS		800	2007110000
WS 8/5 MM WS		800	2007150000

For detailed information on other accessories and application in the online catalogue

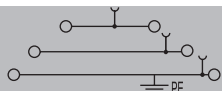
ZVQ 2.5/1.5 (1720700000) connects the upper and lower layer.

ZDLD 2.5-2 N PE/L/L

2.5 mm²



5.1 x 110.5 x 69
/ 2.5
0.08...2.5



IEC	UL	CSA	EN 60079-7
500	150	150	
20	15	15	
2.5	AWG 26...12	AWG 26...12	
6 kV / 3			
A2 / V-0			




Rated connection

0.5...2.5
0.5...2.5 / 0.5...1.5
10 / 0.6 x 3.5 mm

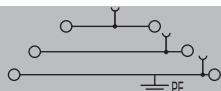
Type	Qty.	Order No.
ZDLD 2.5-2N/PE/L/L	50	1131750000

ZDLD 2.5-2 N PE/L/N

2.5 mm²



5.1 x 110.5 x 69
/ 2.5
0.08...2.5



IEC	UL	CSA	EN 60079-7
500	150	150	
20	15	15	
2.5	AWG 26...12	AWG 26...12	
6 kV / 3			
A2 / V-0			




Rated connection

0.5...2.5
0.5...2.5 / 0.5...1.5
10 / 0.6 x 3.5 mm

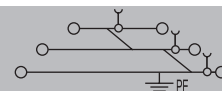
Type	Qty.	Order No.
ZDLD 2.5-2N/PE/L/N	50	1131760000

ZDLD 2.5-2 N PE

2.5 mm²



5.1 x 110.5 x 69



IEC	UL	CSA	EN 60079-7
2.5	AWG 26...12	AWG 26...12	
/ V-0			



Rated connection

Type	Qty.	Order No.
ZDLD 2.5-2N PE	50	1131740000

Type	current	Qty.	Order No.
ZVQ 2.5/1.5	23 A	50	1720700000
ZQV 2.5/2		60	1608860000
ZQV 2.5/10	24 A	20	1608940000
ZAP/TW ZDLD2.5-2N		20	1782340000
ZAP/TW ZDLD2.5-2N BL		20	1782350000
ZEW 35		20	9540000000
ZTA 4		25	1688110000
SDIS SL 0.6X3.5X100		1	1274660000
SWIFTY SET		1	9006060000
ZRH 1.5H/2		1000	1678800000
ZRH 1.5H/1		1000	1678810000
DEK 5/5 MC NE WS		1000	1609801044
WS 12/5 MC NE WS		720	1609860000
DEK 5/5 MM WS		800	2007110000
WS 8/5 MM WS		800	2007150000

Type	current	Qty.	Order No.
ZVQ 2.5/1.5	23 A	50	1720700000
ZQV 2.5/2		60	1608860000
ZQV 2.5/10	24 A	20	1608940000
ZAP/TW ZDLD2.5-2N		20	1782340000
ZAP/TW ZDLD2.5-2N BL		20	1782350000
ZEW 35		20	9540000000
ZTA 4		25	1688110000
SDIS SL 0.6X3.5X100		1	1274660000
SWIFTY SET		1	9006060000
ZRH 1.5H/2		1000	1678800000
ZRH 1.5H/1		1000	1678810000
DEK 5/5 MC NE WS		1000	1609801044
WS 12/5 MC NE WS		720	1609860000
DEK 5/5 MM WS		800	2007110000
WS 8/5 MM WS		800	2007150000

Type	current	Qty.	Order No.
ZVQ 2.5/1.5	23 A	50	1720700000
ZQV 2.5/2		60	1608860000
ZQV 2.5/10	24 A	20	1608940000
ZAP/TW ZDLD2.5-2N		20	1782340000
ZAP/TW ZDLD2.5-2N BL		20	1782350000
ZEW 35		20	9540000000
ZTA 4		25	1688110000
SDIS SL 0.6X3.5X100		1	1274660000
SWIFTY SET		1	9006060000
ZRH 1.5H/2		1000	1678800000
ZRH 1.5H/1		1000	1678810000
DEK 5/5 MC NE WS		1000	1609801044
WS 12/5 MC NE WS		720	1609860000
DEK 5/5 MM WS		800	2007110000
WS 8/5 MM WS		800	2007150000




Spring connection with tension clamp technology (Z-Series)

Feed-through terminal blocks

ZVLD 2.5

2.5 mm²



Width/Height/Depth	mm
max. current / max. cond. cross-section	-/mm ²
Max. clamping range	mm ²

5.1 x 148 x 85
/ 2.5
0.14...2.5



Technical data

Rated data	
Rated voltage	V
Rated current	A
for wire cross-section	mm ²
Rated impulse withstand voltage / Pollution severity	
Gauge to IEC 60947-1 / UL 94 flammability rating	
Approvals	
Clamped conductors (H05V/H07V)	
Solid / Stranded	mm ²
Flexible / Flexible with ferrule	mm ²
Stripping length / Blade size	mm/-

IEC 60947-7-1

IEC	UL	CSA	EN 60079-7
250			
20			
2.5			
	6 kV / 3		
	A2 / V-0		
EH			
Rated connection			
0.5...2.5 / 0.5...2.5			
0.5...2.5 / 0.5...2.5			
10 / 0.6 x 3.5 mm			

Note

Ordering data

Version	
	dark beige
Note	

Type	Qty.	Order No.
ZVLD 2.5	50	1208920000

Accessories

Vertical jumpers	1-pole
Pluggable cross-connection	2-pole 10-pole
End plate / Partition plate	dark beige
End bracket	dark beige
Test adapter	Standard With spigot
Identification systems	

Type	current	Qty.	Order No.
ZVQ 2.5/1.5	23 A	50	1720700000
ZQV 2.5/2		60	1608860000
ZQV 2.5/10	24 A	20	1608940000
ZAP ZVLD 2.5		10	1210410000
ZEW 35/2		20	8630740000
ZTA ZVLD		10	1210390000
ZTA ZVLD/ZA		50	1271870000
DEK 5/5 MC NE WS		1000	1609801044
DEK 5/5 MM WS		800	2007110000
WS 8/5 MM WS		800	2007150000


For detailed information on other accessories and application in the online catalogue



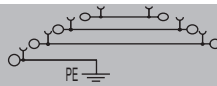
ZMAK 2.5

2.5 mm²

Motor-supply terminal



5.1 x 102 x 69.5
31 / 4
0.13...4



Width/Height/Depth mm
max. current / max. cond. cross-section A/mm²
Max. clamping range mm²

Technical data

Rated data	
Rated voltage	V
Rated current	A
for wire cross-section	mm ²
Rated impulse withstand voltage / Pollution severity	
Gauge to IEC 60947-1 / UL 94 flammability rating	
Approvals	
Clamped conductors (H05V/H07V)	
Solid / Stranded	mm ²
Flexible / Flexible with ferrule	mm ²
Stripping length / Blade size	mm/-
Note	

Ordering data

Version	
	dark beige
Note	

Accessories

End plate / Partition plate	
	dark beige
End bracket	dark beige
Screwdriver	Standard
Reducing sleeves	For conductors < 0.5 mm ² / AWG 20 For conductors < 1.0 mm ² / AWG 18
Test adapter	Standard
Identification systems	

For detailed information on other accessories and application in the online catalogue

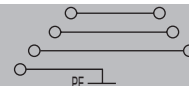
ZMAK 2.5 690 V

2.5 mm²

Motor-supply terminal



6.1 x 102 x 69.5
31 / 4
0.13...4



IEC 60947-7-1 (-7-2)

IEC	UL	CSA	EN 60079-7
400	300	300	
24	25	25	
2.5	AWG 26...12	AWG 26...12	
6 kV / 3			
A3 / V-0			
CE ENE RA			
Rated connection			
0.5...4			
0.5...4 / 0.5...2.5			
10 / 0.6 x 3.5 mm			
Note			

Type	Qty.	Order No.
ZMAK 2.5 690V	25	1027550000
The ZMAK 2.5 690 V: with pre-assembled end plate and a width of 6.1 mm!		

Type	current	Qty.	Order No.
ZAP ZMAK2.5		10	1768010000
ZEW 35		20	9540000000
SDIS SL 0.6X3.5X100		1	1274660000
ZRH 1.5H/1		1000	1678810000
ZRH 1.5H/2		1000	1678800000
ZTA 1		25	1609040000
DEK 5/5 MC NE WS		1000	1609801044
WS 12/5 MC NE WS		720	1609860000
DEK 5/5 MM WS		800	2007110000
WS 8/5 MM WS		800	2007150000



Spring connection with tension clamp technology (Z-Series)


Feed-through terminal blocks



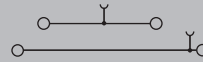
ZDK 2.5-2

2.5 mm²

Double-level terminal




5.1 x 72.5 x 54.5
24 / 4
0.05...4



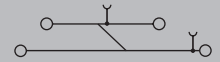
ZDK 2.5-2V

2.5 mm²

Vertical cross-connected double-level terminal



5.1 x 72.5 x 54.5
24 / 4
0.05...4



Width/Height/Depth mm
max. current / max. cond. cross-section A/mm²
Max. clamping range mm²

Technical data

Rated data	
Rated voltage	V
Rated current	A
for wire cross-section	mm ²
Rated impulse withstand voltage / Pollution severity	
Gauge to IEC 60947-1 / UL 94 flammability rating	
Approvals	
Clamped conductors (H05V/H07V)	
Solid / Stranded	mm ²
Flexible / Flexible with ferrule	mm ²
Stripping length / Blade size	mm/-
Note	

Ordering data

Version	
	dark beige
	blue
Note	

Accessories

Pluggable cross-connection	
	2-pole
	10-pole
End plate / Partition plate	
	dark beige
	Blue
End bracket	
	dark beige
Test adapter	
	With spigot
Screwdriver	
	Standard
Reducing sleeves	
	For conductors < 0.5 mm ² / AWG 20
	For conductors < 1.0 mm ² / AWG 18
Cover	
	With lightning flash symbol
Identification systems	

IEC 60947-7-1 II 2 G D

IEC	UL	CSA	EN 60079-7
800	600	600	550
24	20	25	20
2.5	AWG 30...12	AWG 30...12	2.5 mm ²
8 kV / 3			
A2 / V-0			

CE CB ENEC IEC KEMA97ATEX4677U

Rated connection	
	0.5...4
	0.5...2.5 / 0.5...2.5
	10 / 0.6 x 3.5 mm
Note	
2.5 mm ² flexible wires with wire-end ferrules are crimped with the Weidmüller PZ 6/5 crimping tool.	

Type	Qty.	Order No.
ZDK 2.5-2	50	1790990000
ZDK 2.5-2 BL	50	1791000000
Note		
Rated voltage is reduced to 400 V when using the cross-connector.		

Type	current	Qty.	Order No.
ZQV 2.5/2		60	1608860000
ZQV 2.5/10	24 A	20	1608940000
ZAP/TW ZDK2.5-2		20	1791050000
ZAP/TW ZDK2.5-2 BL		20	1791060000
ZEW 35		20	9540000000
ZTA 4		25	1688110000
SDIS SL 0.6X3.5X100		1	1274660000
ZRH 1.5H/1		1000	1678810000
ZRH 1.5H/2		1000	1678800000
ZAD 1/4-2 GE		20	1764560000
DEK 5/5 MC NE WS		1000	1609801044
WS 10/5 MC NE WS		720	1635000000
DEK 5/5 MM WS		800	2007110000
WS 8/5 MM WS		800	2007150000

IEC 60947-7-1 II 2 G D

IEC	UL	CSA	EN 60079-7
800	600	300	550
24	20	25	22
2.5	AWG 30...12	AWG 30...12	2.5 mm ²
8 kV / 3			
A2 / V-0			

CE CB ENEC IEC KEMA97ATEX4677U

Rated connection	
	0.5...4
	0.5...2.5 / 0.5...2.5
	10 / 0.6 x 3.5 mm
Note	
2.5 mm ² flexible wires with wire-end ferrules are crimped with the Weidmüller PZ 6/5 crimping tool.	

Type	Qty.	Order No.
ZDK 2.5-2V	50	1791030000
ZDK 2.5-2V BL	50	1791040000
Note		
Rated voltage is reduced to 400 V when using the cross-connector.		

Type	current	Qty.	Order No.
ZQV 2.5/2		60	1608860000
ZQV 2.5/10	24 A	20	1608940000
ZAP/TW ZDK2.5-2		20	1791050000
ZAP/TW ZDK2.5-2 BL		20	1791060000
ZEW 35		20	9540000000
ZTA 4		25	1688110000
SDIS SL 0.6X3.5X100		1	1274660000
ZRH 1.5H/1		1000	1678810000
ZRH 1.5H/2		1000	1678800000
ZAD 1/4-2 GE		20	1764560000
DEK 5/5 MC NE WS		1000	1609801044
WS 10/5 MC NE WS		720	1635000000
DEK 5/5 MM WS		800	2007110000
WS 8/5 MM WS		800	2007150000

For detailed information on other accessories and application in the online catalogue

ZDK 2.5-2/4

2.5 mm²

Double-level terminal



Width/Height/Depth	mm
max. current / max. cond. cross-section	A/mm ²
Max. clamping range	mm ²

5.1 x 104 x 62	
26 / 4	
0.05...4	

Technical data

Rated data	
Rated voltage	V
Rated current	A
for wire cross-section	mm ²
Rated impulse withstand voltage / Pollution severity	
Gauge to IEC 60947-1 / UL 94 flammability rating	
Approvals	
Clamped conductors (H05V/H07V)	
Solid / Stranded	mm ²
Flexible / Flexible with ferrule	mm ²
Stripping length / Blade size	mm/-
Note	

IEC	UL	CSA	EN 60079-7
800	600	600	
22	20	20	
2.5	AWG 30...12	AWG 30...12	
8 kV / 3			
A2 / V-0			
Rated connection			
0.5...4 / 1.5...2.5			
0.5...2.5			
10 / 0.6 x 3.5 mm			
Note			
2.5 mm ² conductor with wire-end ferrules and plastic collar, with the collar optimised for diameter only (Order No. 1333100000 + 9004080000).			

Ordering data

Version	
	dark beige
	blue
Note	

Type	Qty.	Order No.
ZDK 2.5-2/4AN	50	1394040000
ZDK 2.5-2/4AN BL	50	1480270000

Accessories

Pluggable cross-connection	
	2-pole
	10-pole
End plate / Partition plate	
	dark beige
End bracket	
	dark beige
Test adapter	
	With spigot
Screwdriver	
	Standard
Reducing sleeves	
	For conductors < 0.5 mm ² / AWG 20
	For conductors < 1.0 mm ² / AWG 18
Cover	
	With lightning flash symbol
Identification systems	

Type	current	Qty.	Order No.
ZQV 2.5/2		60	1608860000
ZQV 2.5/10	24 A	20	1608940000
ZAP/TW ZDK2.5-2/4AN		20	1394050000
ZEW 35		20	9540000000
ZTA ZT2.5/ZA		25	1847600000
SDS 0.6X3.5X100		1	9008330000
ZRH 1.5H/1		1000	1678810000
ZRH 1.5H/2		1000	1678800000
ZAD 1/4-2 GE		20	1764560000
SNAPMARK I		50	1805880000
DEK 5/5 MC NE WS		1000	1609801044
WS 10/5 MC NE WS		720	1635000000
DEK 5/5 MM WS		800	2007110000
WS 8/5 MM WS		800	2007150000

For detailed information on other accessories and application in the online catalogue

Spring connection with tension clamp technology (Z-Series)


Feed-through terminal blocks



ZDKPE 2.5-2

2.5 mm²

Double-tier terminal with one-sided
PE connection



Width/Height/Depth	mm
max. current / max. cond. cross-section	A/mm ²
Max. clamping range	mm ²

5.1 x 89.5 x 59.5	
24 / 4	
0.05...4	

Technical data

Rated data	
Rated voltage	V
Rated current	A
for wire cross-section	mm ²
Rated impulse withstand voltage / Pollution severity	
Gauge to IEC 60947-1 / UL 94 flammability rating	
Approvals	
Clamped conductors (H05V/H07V)	
Solid / Stranded	mm ²
Flexible / Flexible with ferrule	mm ²
Stripping length / Blade size	mm/-
Note	

IEC 60947-7-1 (-7-2)

IEC	UL	CSA	EN 60079-7
800	600	300	
24	20	25	
2.5	AWG 26...12	AWG 30...12	
8 kV / 3			
A2 / V-0			
Rated connection			
0.5...4			
0.5...2.5 / 0.5...2.5			
10 / 0.6 x 3.5 mm			
2.5 mm ² flexible wires with wire-end ferrules are crimped with the Weidmüller PZ 6/5 crimping tool.			

Ordering data

Version	dark beige
Note	

Type	Qty.	Order No.
ZDKPE 2.5-2	50	1805940000
Rated voltage is reduced to 400 V when using the cross-connector.		

Accessories


Pluggable cross-connection	
	2-pole
	10-pole
End plate / Partition plate	
	dark beige
End bracket	
	dark beige
Test adapter	
	With spigot
Screwdriver	
	Standard
	With "swifty set" cutting device
Reducing sleeves	
	For conductors < 0.5 mm ² / AWG 20
	For conductors < 1.0 mm ² / AWG 18
Cover	
	With lightning flash symbol
Identification systems	

Type	current	Qty.	Order No.
ZQV 2.5/2		60	1608860000
ZQV 2.5/10	24 A	20	1608940000
ZAP/TW ZDKPE2.5-2		25	1805960000
ZEW 35		20	9540000000
ZTA 4		25	1688110000
SDIS SL 0.6X3.5X100		1	1274660000
SWIFTY SET		1	9006060000
ZRH 1.5H/1		1000	1678810000
ZRH 1.5H/2		1000	1678800000
ZAD 1/4-2 GE		20	1764560000
DEK 5/5 MC NE WS		1000	1609801044
WS 10/5 MC NE WS		720	1635000000
DEK 5/5 MM WS		800	2007110000
WS 8/5 MM WS		800	2007150000

ZDKPE 2.5-2/N/L/PE

2.5 mm²

Double-tier terminal with one-sided
PE connection



5.1 x 89.5 x 59.5	
24 / 4	
0.05...4	

IEC 60947-7-1 (-7-2)

IEC	UL	CSA	EN 60079-7
800	600		
24	20		
2.5	AWG 26...12		
8 kV / 3			
A2 / V-0			
Rated connection			
0.5...4			
0.5...2.5 / 0.5...2.5			
10 / 0.6 x 3.5 mm			
2.5 mm ² flexible wires with wire-end ferrules are crimped with the Weidmüller PZ 6/5 crimping tool.			

Type	Qty.	Order No.
ZDKPE 2.5-2/N/L/PE	50	1895700000
Rated voltage is reduced to 400 V when using the cross-connector.		

Type	current	Qty.	Order No.
ZQV 2.5/2		60	1608860000
ZQV 2.5/10	24 A	20	1608940000
ZAP/TW ZDKPE2.5-2		25	1805960000
ZEW 35		20	9540000000
ZTA 4		25	1688110000
SDIS SL 0.6X3.5X100		1	1274660000
SWIFTY SET		1	9006060000
ZRH 1.5H/1		1000	1678810000
ZRH 1.5H/2		1000	1678800000
ZAD 1/4-2 GE		20	1764560000
DEK 5/5 MC NE WS		1000	1609801044
WS 10/5 MC NE WS		720	1635000000
DEK 5/5 MM WS		800	2007110000
WS 8/5 MM WS		800	2007150000

For detailed information on other accessories and application in the online catalogue

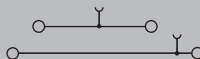
ZDK 4-2

4 mm²

Double-level terminal



6.1 x 77.6 x 60
32 / 6
0.13...6



Width/Height/Depth mm
max. current / max. cond. cross-section A/mm²
Max. clamping range mm²

Technical data

Rated data	
Rated voltage	V
Rated current	A
for wire cross-section	mm ²
Rated impulse withstand voltage / Pollution severity	
Gauge to IEC 60947-1 / UL 94 flammability rating	
Approvals	
Clamped conductors (H05V/H07V)	
Solid / Stranded	mm ²
Flexible / Flexible with ferrule	mm ²
Stripping length / Blade size	mm/-
Note	

Ordering data

Version	
	dark beige
	blue
Note	

Accessories

Pluggable cross-connection	
	2-pole
	10-pole
End plate / Partition plate	
	dark beige
End bracket	
	dark beige
Test adapter	
	With spigot
Screwdriver	
	Standard
Cover	
	With lightning flash symbol
Identification systems	

For detailed information on other accessories and application in the online catalogue

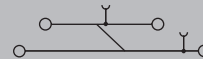
ZDK 4-2 V

4 mm²

Vertical cross-connected double-level terminal



6.1 x 77.6 x 60
32 / 6
0.13...6



IEC 60947-7-1

IEC	UL	CSA	EN 60079-7
800	600	600	
32	25	30	
4	AWG 26...10	AWG 26...10	
8 kV / 3			
A3 / V-0			

CE

Rated connection	
0.5...6	
0.5...4 / 0.5...4	
10 / 0.6 x 3.5 mm	

Note

Type	Qty.	Order No.
ZDK 4-2 V	50	8671080000

Type	current	Qty.	Order No.
ZQV 4/2 GE	32 A	60	1608950000
ZQV 4/10 GE	32 A	20	1609030000
ZAP/TW ZDK4-2		50	8670760000
ZEW 35		20	9540000000
ZTA 6/ZA		25	1780660000
SDIS SL 0.6X3.5X100		1	1274660000
ZAD 1/4		20	1609110000
DEK 5/6 MC NE WS		1000	1609820000
DEK 5/6 MM WS		600	2007120000
WS 8/6 MM WS		600	2007160000

For detailed information on other accessories and application in the online catalogue



Spring connection with tension clamp technology (Z-Series)

Feed-through terminal blocks



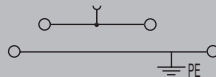
ZDK 4-2 DU/PE

4 mm²

Phase - PE conductor




6.1 x 77.6 x 60
32 / 6
0.13...6



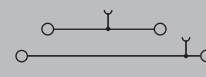
ZDK 4-2/N/L

4 mm²

Double-level terminal



6.1 x 77.6 x 60
32 / 6
0.13...6



Width/Height/Depth mm
max. current / max. cond. cross-section A/mm²
Max. clamping range mm²

Technical data

Rated data	
Rated voltage	V
Rated current	A
for wire cross-section	mm ²
Rated impulse withstand voltage / Pollution severity	
Gauge to IEC 60947-1 / UL 94 flammability rating	
Approvals	
Clamped conductors (H05V/H07V)	
Solid / Stranded	mm ²
Flexible / Flexible with ferrule	mm ²
Stripping length / Blade size	mm/-
Note	

IEC 60947-7-1 (-7-2)

IEC	UL	CSA	EN 60079-7
800	600	600	
32	25	30	
4	AWG 26...10	AWG 26...10	
8 kV / 3			
A3 / V-0			
Rated connection			
0.5...6			
0.5...4 / 0.5...4			
10 / 0.6 x 3.5 mm			
Note			

IEC 60947-7-1

IEC	UL	CSA	EN 60079-7
800	600		
32	25		
4	AWG 26...10		
8 kV / 3			
A3 / V-0			
Rated connection			
0.5...6			
0.5...4 / 0.5...4			
10 / 0.6 x 3.5 mm			
Note			

Ordering data

Version	
	dark beige
	blue
Note	

Type	Qty.	Order No.
ZDK 4-2/DU-PE	50	8671120000
Note		

Type	Qty.	Order No.
ZDK 4-2/N/L	50	1905170000
Upper level printed blue		

Accessories

Pluggable cross-connection	
	2-pole
	10-pole
End plate / Partition plate	
	dark beige
End bracket	
	dark beige
Test adapter	
	With spigot
Screwdriver	
	Standard
Cover	
	With lightning flash symbol
Identification systems	

Type	current	Qty.	Order No.
ZQV 4/2 GE	32 A	60	1608950000
ZQV 4/10 GE	32 A	20	1609030000
ZAP/TW ZDK4-2		50	8670760000
ZEW 35		20	9540000000
ZTA 6/ZA		25	1780660000
SDIS SL 0.6X3.5X100		1	1274660000
ZAD 1/4		20	1609110000
DEK 5/6 MC NE WS		1000	1609820000
DEK 5/6 MM WS		600	2007120000
WS 8/6 MM WS		600	2007160000

Type	current	Qty.	Order No.
ZQV 4/2 GE	32 A	60	1608950000
ZQV 4/10 GE	32 A	20	1609030000
ZAP/TW ZDK4-2		50	8670760000
ZEW 35		20	9540000000
ZTA 6/ZA		25	1780660000
SDIS SL 0.6X3.5X100		1	1274660000
ZAD 1/4		20	1609110000
DEK 5/6 MC NE WS		1000	1609820000
DEK 5/6 MM WS		600	2007120000
WS 8/6 MM WS		600	2007160000

For detailed information on other accessories and application in the online catalogue

ZDK 4-2/2AN

4 mm²

Double-level terminal



Width/Height/Depth	mm
max. current / max. cond. cross-section	-/mm ²
Max. clamping range	mm ²

8.1 x 78 x 60	
/ 6	
0.13...6	

Technical data

Rated data	
Rated voltage	V
Rated current	A
for wire cross-section	mm ²
Rated impulse withstand voltage / Pollution severity	
Gauge to IEC 60947-1 / UL 94 flammability rating	
Approvals	
Clamped conductors (H05V/H07V)	
Solid / Stranded	mm ²
Flexible / Flexible with ferrule	mm ²
Stripping length / Blade size	mm/-

IEC	UL	CSA	EN 60079-7
800			
32			
4	AWG 26...10		
		/ 3	
		A3 / V-0	
Rated connection			
0.5...6			
0.5...4 / 0.5...4			
10 / 0.6 x 3.5 mm			

Note

Ordering data

Version	
	dark beige
Note	

Type	Qty.	Order No.
ZDK 4-2/2AN	50	1119700000

Accessories

Cover	With lightning flash symbol
End bracket	dark beige
Test adapter	With spigot
Screwdriver	Standard
Identification systems	

Type	current	Qty.	Order No.
ZAD 1/4		20	1609110000
ZEW 35		20	9540000000
ZTA 6/ZA		25	1780660000
SDIS SL 0.6X3.5X100		1	1274660000
DEK 5/6 MC NE WS		1000	1609820000

For detailed information on other accessories and application in the online catalogue



Spring connection with tension clamp technology (Z-Series)
Feed-through terminal blocks

Universal range


A



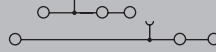
ZDK 2.5/3AN

2.5 mm²

Double-level terminal




5.1 x 93 x 50.5
24 / 4
0.05...4



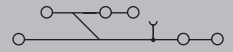
ZDK 2.5/3AN V

2.5 mm²

Vertical cross-connected double-level terminal



5.1 x 93 x 50.5
24 / 4
0.05...4



Width/Height/Depth mm
 max. current / max. cond. cross-section A/mm²
 Max. clamping range mm²

Technical data

Rated data	
Rated voltage	V
Rated current	A
for wire cross-section	mm ²
Rated impulse withstand voltage / Pollution severity	
Gauge to IEC 60947-1 / UL 94 flammability rating	
Approvals	
Clamped conductors (H05V/H07V)	
Solid / Stranded	mm ²
Flexible / Flexible with ferrule	mm ²
Stripping length / Blade size	mm/-
Note	

Ordering data

Version	
	dark beige
	blue
Note	

Accessories

Pluggable cross-connection	
	2-pole
	10-pole
End plate / Partition plate	
	dark beige
End bracket	
	dark beige
Test adapter	
	Standard
	With spigot
Screwdriver	
	Standard
Reducing sleeves	
	For conductors < 0.5 mm ² / AWG 20
	For conductors < 1.0 mm ² / AWG 18
Cover	
	With lightning flash symbol
Identification systems	

IEC 60947-7-1 II 2 G D

IEC	UL	CSA	EN 60079-7
800	300	300	550
24	20	24	21
2.5	AWG 30...12	AWG 30...12	2.5 mm ²
8 kV / 3			
A2 / V-0			
CE KEMA06ATEX0271U			
Rated connection			
0.5...4 / 0.5...2.5			
0.5...2.5 / 0.5...2.5			
10 / 0.6 x 3.5 mm			
2.5 mm ² flexible wires with wire-end ferrules are crimped with the Weidmüller PZ 6/5 crimping tool.			

Type	Qty.	Order No.
ZDK 2.5/3AN	50	1924510000
ZDK 2.5/3AN BL	50	1924500000

Type	current	Qty.	Order No.
ZQV 2.5/2		60	1608860000
ZQV 2.5/10	24 A	20	1608940000
ZAP/TW ZDK 2.5/3AN		20	1924910000
ZEW 35		20	9540000000
ZTA ZT2.5		25	1827080000
ZTA ZT2.5/ZA		25	1847600000
SDIS SL 0.6X3.5X100		1	1274660000
ZRH 1.5H/1		1000	1678810000
ZRH 1.5H/2		1000	1678800000
ZAD 9/4		20	1934160000
SNAPMARK I		50	1805880000
DEK 5/5 MC NE WS		1000	1609801044
WS 10/5 MC NE WS		720	1635000000
DEK 5/5 MM WS		800	2007110000
WS 8/5 MM WS		800	2007150000

IEC 60947-7-1 II 2 G D

IEC	UL	CSA	EN 60079-7
800	300	300	550
24	20	24	21
2.5	AWG 30...12	AWG 30...12	2.5 mm ²
8 kV / 3			
A2 / V-0			
CE KEMA06ATEX0271U			
Rated connection			
0.5...4 / 0.5...2.5			
0.5...2.5 / 0.5...2.5			
10 / 0.6 x 3.5 mm			
2.5 mm ² flexible wires with wire-end ferrules are crimped with the Weidmüller PZ 6/5 crimping tool.			

Type	Qty.	Order No.
ZDK 2.5/3AN V	50	1924490000
ZDK 2.5/3AN V BL	50	1924480000

Type	current	Qty.	Order No.
ZQV 2.5/2		60	1608860000
ZQV 2.5/10	24 A	20	1608940000
ZAP/TW ZDK 2.5/3AN		20	1924910000
ZEW 35		20	9540000000
ZTA ZT2.5		25	1827080000
ZTA ZT2.5/ZA		25	1847600000
SDIS SL 0.6X3.5X100		1	1274660000
ZRH 1.5H/1		1000	1678810000
ZRH 1.5H/2		1000	1678800000
ZAD 9/4		20	1934160000
SNAPMARK I		50	1805880000
DEK 5/5 MC NE WS		1000	1609801044
WS 10/5 MC NE WS		720	1635000000
DEK 5/5 MM WS		800	2007110000
WS 8/5 MM WS		800	2007150000

For detailed information on other accessories and application in the online catalogue


2.5 mm² wires with wire ferrules including the plastic collar only clampable with diameter-optimised collar (Order no. 1333100000, pack of 500).

2.5 mm² wires with wire ferrules including the plastic collar only clampable with diameter-optimised collar (Order no. 1333100000, pack of 500).

ZDK 2.5/3AN DU-PE

2.5 mm²

Double-level terminal (DU-PE)



Width/Height/Depth	mm
max. current / max. cond. cross-section	A/mm ²
Max. clamping range	mm ²

5.1 x 93 x 50.5	
31 / 4	
0.05...4	

Technical data

Rated data	
Rated voltage	V
Rated current	A
for wire cross-section	mm ²
Rated impulse withstand voltage / Pollution severity	
Gauge to IEC 60947-1 / UL 94 flammability rating	
Approvals	
Clamped conductors (H05V/H07V)	
Solid / Stranded	mm ²
Flexible / Flexible with ferrule	mm ²
Stripping length / Blade size	mm/-
Note	

IEC 60947-7-1 (-7-2)		II 2 G D	
IEC	UL	CSA	EN 60079-7
800	300	300	550
24	20	24	21
2.5	AWG 30...12	AWG 30...12	2.5 mm ²
8 kV / 3			
A2 / V-0			
		KEMA06ATEX0271U	
Rated connection			
0.5...4 / 0.5...2.5			
0.5...2.5 / 0.5...2.5			
10 / 0.6 x 3.5 mm			
2.5 mm ² flexible wires with wire-end ferrules are crimped with the Weidmüller PZ 6/5 crimping tool.			

Ordering data

Version	green/yellow
Note	

Type	Qty.	Order No.
ZDK 2.5/3AN DU-PE	50	1924460000

Accessories

Pluggable cross-connection	2-pole
	10-pole
End plate / Partition plate	dark beige
End bracket	dark beige
Test adapter	Standard
	With spigot
Screwdriver	Standard
Reducing sleeves	For conductors < 0.5 mm ² / AWG 20
	For conductors < 1.0 mm ² / AWG 18
Cover	With lightning flash symbol
Identification systems	

Type	current	Qty.	Order No.
ZQV 2.5/2		60	1608860000
ZQV 2.5/10	24 A	20	1608940000
ZAP/TW ZDK 2.5/3AN		20	1924910000
ZEW 35		20	9540000000
ZTA ZT2.5		25	1827080000
ZTA ZT2.5/ZA		25	1847600000
SDIS SL 0.6X3.5X100		1	1274660000
ZRH 1.5H/1		1000	1678810000
ZRH 1.5H/2		1000	1678800000
ZAD 9/4		20	1934160000
SNAPMARK I		50	1805880000
DEK 5/5 MC NE WS		1000	1609801044
WS 10/5 MC NE WS		720	1635000000
DEK 5/5 MM WS		800	2007110000
WS 8/5 MM WS		800	2007150000

For detailed information on other accessories and application in the online catalogue

2.5 mm² wires with wire ferrules including the plastic collar only clampable with diameter-optimised collar (Order no. 1333100000, pack of 500).



Spring connection with tension clamp technology (Z-Series)

PE terminal blocks

Universal range

A

ZPEA 2.5-2

2.5 mm²

Two connections



Width/Height/Depth	mm
max. current / max. cond. cross-section	-/mm ²
Max. clamping range	mm ²

5.1 x 35 x 30	
/ 4	
0.13...4	

Technical data

Rated data	
for wire cross-section	mm ²
Rated voltage to adjoining terminal	V
Rated impulse withstand voltage to adjacent terminal	kV
Rated short-time current	
Pollution severity	
Gauge to IEC 60947-1 / UL 94 flammability rating	
Approvals	
Clamped conductors (H05V/H07V)	
Solid / Stranded	mm ²
Flexible / Flexible with ferrule	mm ²
Twin wire-end ferrule	-
Stripping length / Blade size	mm/-
Note	

IEC 60947-2	Ex e II		II 2 G D
IEC	UL	CSA	EN 60079-7
2.5	AWG 26...12	AWG 26...12	2.5 mm ²
500			
6			
	300 A (2.5 mm ²)		
	3		
	A2 / V-0		
CE			
Rated connection			
0.5...4			
0.5...2.5 / 0.5...1.5			
10 / 0.6 x 3.5 mm			
TS 15 - sliced construction			

Ordering data

Version	green/yellow
Note	

Type	Qty.	Order No.
ZPEA 2.5-2	100	1720950000

Accessories

End plate / Partition plate	dark beige
End bracket	dark beige beige
Test adapter	Standard With spigot
Screwdriver	Standard
Reducing sleeves	For conductors < 0.5 mm ² / AWG 20
Identification systems	


Type	current	Qty.	Order No.
ZAP/TW ZDUA		50	1720960000
ZEW 15		20	7920340000
SDIS SL 0.6X3.5X100		1	1274660000
DEK 5/5 MC NE WS		1000	1609801044
WS 10/5 MC NE WS		720	1635000000
DEK 5/5 MM WS		800	2007110000
WS 8/5 MM WS		800	2007150000

For detailed information on other accessories and application in the online catalogue

ZPEA 2.5-2N

2.5 mm²

Two connections



5.1 x 42.5 x 35	
/ 4	
0.13...4	

IEC 60947-2			
IEC	UL	CSA	EN 60079-7
2.5	AWG 26...12	AWG 26...12	
800			
8			
	300 A (2.5 mm ²)		
	3		
	A2 / V-0		
CE			
Rated connection			
0.5...4			
0.5...2.5 / 0.5...1.5			
10 / 0.6 x 3.5 mm			
TS 15 - sliced construction			

Type	Qty.	Order No.
ZPEA 2.5-2N	100	1808210000

Type	current	Qty.	Order No.
ZAP/TW ZDUA2.5-2N		50	1808170000
ZEW 15		20	7920340000
SDIS SL 0.6X3.5X100		1	1274660000
DEK 5/5 MC NE WS		1000	1609801044
WS 10/5 MC NE WS		720	1635000000
DEK 5/5 MM WS		800	2007110000
WS 8/5 MM WS		800	2007150000

For detailed information on other accessories and application in the online catalogue

ZPEB 2.5-2

2.5 mm²

Two connections



5.1 x 33.5 x 31
/ 4
0.13...4



IEC 60947-7-2

Ex e II II 2 G D

IEC	UL	CSA	EN 60079-7
2.5	AWG 26...12	AWG 26...12	2.5 mm ²
800			
8			
300 A (2.5 mm ²)			
3			
A2 / V-0			

CE

Rated connection

0.5...4
0.5...2.5 / 0.5...1.5

10 / 0.6 x 3.5 mm

TS 15 - block construction


Type	Qty.	Order No.
ZPEB 2.5-2	100	1712810000

Type	current	Qty.	Order No.
ZAP ZDUB		50	1704750000
ZEW 15		20	7920340000
SDIS SL 0.6X3.5X100		1	1274660000
DEK 5/5 MC NE WS		1000	1609801044
WS 10/5 MC NE WS		720	1635000000
DEK 5/5 MM WS		800	2007110000
WS 8/5 MM WS		800	2007150000


ZPE 1.5

1.5 mm²

Two connections



3.5 x 54.5 x 36.5
/ 1.5
0.05...1.5



IEC 60947-7-2

Ex e II II 2 G D

IEC	UL	CSA	EN 60079-7
1.5	AWG 26...14	AWG 26...14	1.5 mm ²
500			
6			
180 A (1.5 mm ²)			
3			
B1 / V-0			

CE

Rated connection

0.5...1.5
0.5...1.5 / 0.5...1.5
0.5...0.75
10 / 0.4 x 2.0 mm


Type	Qty.	Order No.
ZPE 1.5	100	1775510000

Type	current	Qty.	Order No.
ZAP/TW ZDU1.5/2AN		20	1776030000
ZEW 35		20	9540000000
ZTA 5		25	1776210000
ZTA 5/ZA		25	1776220000
SDS 0.4X2.0X60		1	9037160000
ZRH 1.5S/1		500	1781950000
DEK 5/3.5 MC NE WS		500	1755270000
WS 12/3.5 MC NE WS		600	1778270000
DEK 5/3.5 MM WS		1000	2007100000
WS 8/3.5 MM WS		1000	2007140000

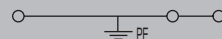
ZPE 1.5/3AN

1.5 mm²

Three connections



3.5 x 63 x 36.5
/ 1.5
0.05...1.5



IEC 60947-7-2

Ex e II II 2 G D

IEC	UL	CSA	EN 60079-7
1.5	AWG 26...14	AWG 26...14	1.5 mm ²
500			
6			
180 A (1.5 mm ²)			
3			
B1 / V-0			

CE

Rated connection

0.5...1.5
0.5...1.5 / 0.5...1.5
0.5...0.75
10 / 0.4 x 2.0 mm

Type	Qty.	Order No.
ZPE 1.5/3AN	100	1775560000

Type	current	Qty.	Order No.
ZAP/TW ZDU1.5/3AN		20	1776060000
ZEW 35		20	9540000000
ZTA 5		25	1776210000
ZTA 5/ZA		25	1776220000
SDS 0.4X2.0X60		1	9037160000
ZRH 1.5S/1		500	1781950000
DEK 5/3.5 MC NE WS		500	1755270000
WS 12/3.5 MC NE WS		600	1778270000
DEK 5/3.5 MM WS		1000	2007100000
WS 8/3.5 MM WS		1000	2007140000




Spring connection with tension clamp technology (Z-Series)

PE terminal blocks

ZPE 1.5/4AN

1.5 mm²


Four connections



ZPE 2.5

2.5 mm²

Two connections



Width/Height/Depth	mm
max. current / max. cond. cross-section	-/mm ²
Max. clamping range	mm ²

3.5 x 75.5 x 36.5	
/ 1.5	
0.05...1.5	

5.1 x 63 x 38.5	
/ 4	
0.05...4	

Technical data

Rated data	
for wire cross-section	mm ²
Rated voltage to adjoining terminal	V
Rated impulse withstand voltage to adjacent terminal	kV
Rated short-time current	
Pollution severity	
Gauge to IEC 60947-1 / UL 94 flammability rating	
Approvals	
Clamped conductors (H05V/H07V)	
Solid / Stranded	mm ²
Flexible / Flexible with ferrule	mm ²
Twin wire-end ferrule	mm ²
Stripping length / Blade size	mm/-
Note	

IEC 60947-7-2				Ex e II II 2 G D	
IEC	UL	CSA	EN 60079-7		
1.5	AWG 26...14	AWG 26...12	1.5 mm ²		
500					
6					
			180 A (1.5 mm ²)		
			3		
			B1 / V-0		
CE					
Rated connection					
0.5...1.5					
0.5...1.5 / 0.5...1.5					
0.5...0.75					
10 / 0.4 x 2.0 mm					
Note					

IEC 60947-7-2				Ex e II II 2 G D	
IEC	UL	CSA	EN 60079-7		
2.5	AWG 30...12	AWG 26...12	2.5 mm ²		
800					
8					
			300 A (2.5 mm ²)		
			3		
			A3 / V-0		
CE					
Rated connection					
0.5...4					
0.5...4 / 0.5...2.5					
10 / 0.6 x 3.5 mm					
Note					

Ordering data

Version	
	green/yellow
Note	

Type	Qty.	Order No.
ZPE 1.5/4AN	100	1775620000
Note		

Type	Qty.	Order No.
ZPE 2.5	100	1608640000
Note		

Accessories

End plate / Partition plate	
	dark beige
End bracket	dark beige
Test adapter	Standard With spigot
Screwdriver	Standard
Reducing sleeves	For conductors < 0.5 mm ² / AWG 20 For conductors < 1.0 mm ² / AWG 18
Identification systems	

Type	current	Qty.	Order No.
ZAP/TW ZDU1.5/4AN		20	1776090000
ZEW 35		20	9540000000
ZTA 5		25	1776210000
ZTA 5/ZA		25	1776220000
SDS 0.4X2.0X60		1	9037160000
ZRH 1.5S/1		500	1781950000
DEK 5/3.5 MC NE WS		500	1755270000
WS 12/3.5 MC NE WS		600	1778270000
DEK 5/3.5 MM WS		1000	2007110000
WS 8/3.5 MM WS		1000	2007140000
Note			

Type	current	Qty.	Order No.
ZAP/TW 1		50	1608740000
ZEW 35		20	9540000000
ZTA 1		25	1609040000
ZTA 1/ZA		25	1609050000
SDIS SL 0.6X3.5X100		1	1274660000
ZRH 2.5/1 WS		1000	1614300000
ZRH 2.5/2 GR/V0		1000	1614290000
DEK 5/5 MC NE WS		1000	1609801044
WS 10/5 MC NE WS		720	1635000000
DEK 5/5 MM WS		800	2007110000
WS 8/5 MM WS		800	2007150000
Note			

For detailed information on other accessories and application in the online catalogue

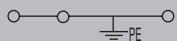
ZPE 2.5/3AN

2.5 mm²

Three connections



5.1 x 64.5 x 38.5
/ 4
0.05...4



IEC 60947-7-2

Ex e II II 2 G D

IEC	UL	CSA	EN 60079-7
2.5	AWG 30...12	AWG 26...12	2.5 mm ²
800			
8			
300 A (2.5 mm ²)			
3			
A3 / V-0			

CE

Rated connection
0.5...4
0.5...4 / 0.5...2.5

10 / 0.6 x 3.5 mm


Type	Qty.	Order No.
ZPE 2.5/3AN	100	1608650000

Type	current	Qty.	Order No.
ZAP/TW 2 DB		50	1608770000
ZEW 35		20	9540000000
ZTA 1		25	1609040000
ZTA 1/ZA		25	1609050000
SDIS SL 0.6X3.5X100		1	1274660000
ZRH 2.5/1 WS		1000	1614300000
ZRH 2.5/2 GR/V0		1000	1614290000
DEK 5/5 MC NE WS		1000	1609801044
WS 10/5 MC NE WS		720	1635000000
DEK 5/5 MM WS		800	2007110000
WS 8/5 MM WS		800	2007150000

ZPE 2.5/4AN

2.5 mm²

Four connections



5.1 x 79.5 x 38.5
/ 4
0.05...4



IEC 60947-7-2

Ex e II II 2 G D

IEC	UL	CSA	EN 60079-7
2.5	AWG 30...12	AWG 26...12	2.5 mm ²
800			
8			
300 A (2.5 mm ²)			
3			
A3 / V-0			

CE

Rated connection
0.5...4
0.5...4 / 0.5...2.5

10 / 0.6 x 3.5 mm


Type	Qty.	Order No.
ZPE 2.5/4AN	100	1608660000

Type	current	Qty.	Order No.
ZAP/TW 3		50	1608800000
ZEW 35		20	9540000000
ZTA 1		25	1609040000
ZTA 1/ZA		25	1609050000
SDIS SL 0.6X3.5X100		1	1274660000
ZRH 2.5/1 WS		1000	1614300000
ZRH 2.5/2 GR/V0		1000	1614290000
DEK 5/5 MC NE WS		1000	1609801044
WS 10/5 MC NE WS		720	1635000000
DEK 5/5 MM WS		800	2007110000
WS 8/5 MM WS		800	2007150000

ZPE 4

4 mm²

Two connections



6.1 x 64 x 43
/ 6
0.13...6



IEC 60947-7-2

Ex e II II 2 G D

IEC	UL	CSA	EN 60079-7
4	AWG 26...10	AWG 26...10	4 mm ²
800			
8			
480 A (4 mm ²)			
3			
A4 / V-0			

CE

Rated connection
0.5...6 / 1.5...6
0.5...6 / 0.5...4

12 / 0.6 x 3.5 mm

Type	Qty.	Order No.
ZPE 4	100	1632080000

Type	current	Qty.	Order No.
ZAP/TW 4		50	1632090000
ZEW 35		20	9540000000
ZTA 2 ZDU4		25	1609060000
ZTA 2/ZA ZDU4		25	1609070000
SDIS SL 0.6X3.5X100		1	1274660000
ZRH 4/1 WS		1000	1636640000
DEK 5/6 MC NE WS		1000	1609820000
WS 12/6 MC NE WS		600	1609900000
DEK 5/6 MM WS		600	2007120000
WS 8/6 MM WS		600	2007160000



Spring connection with tension clamp technology (Z-Series)

PE terminal blocks


Universal range

A

ZPE 4/3 AN

4 mm²


Three connections



ZPE 4/4 AN

4 mm²

Four connections



Width/Height/Depth	mm
max. current / max. cond. cross-section	-/mm ²
Max. clamping range	mm ²

6.1 x 85.5 x 43	
/ 6	
0.13...6	

6.1 x 104.5 x 43	
/ 6	
0.13...6	

Technical data

Rated data	
for wire cross-section	mm ²
Rated voltage to adjoining terminal	V
Rated impulse withstand voltage to adjacent terminal	kV
Rated short-time current	
Pollution severity	
Gauge to IEC 60947-1 / UL 94 flammability rating	
Approvals	
Clamped conductors (H05V/H07V)	
Solid / Stranded	mm ²
Flexible / Flexible with ferrule	mm ²
Twin wire-end ferrule	-
Stripping length / Blade size	mm/-
Note	

IEC 60947-7-2	Ex e II		II 2 G D
IEC	UL	CSA	EN 60079-7
4	AWG 26...10	AWG 26...10	4 mm ²
800			
8			
	480 A (4 mm ²)		
	3		
	A4 / V-0		
Rated connection			
0.5...6 / 0.5...6			
0.5...6 / 0.5...4			
12 / 0.6 x 3.5 mm			
Note			

IEC 60947-7-2	Ex e II		II 2 G D
IEC	UL	CSA	EN 60079-7
4	AWG 26...10	AWG 26...10	4 mm ²
800			
8			
	480 A (4 mm ²)		
	3		
	A4 / V-0		
Rated connection			
0.5...6 / 0.5...6			
0.5...6 / 0.5...4			
12 / 0.6 x 3.5 mm			
Note			

Ordering data

Version	green/yellow
Note	

Type	Qty.	Order No.
ZPE 4/3AN	50	7904170000

Type	Qty.	Order No.
ZPE 4/4AN	50	7904280000

Accessories

End plate / Partition plate	dark beige
End bracket	dark beige
Test adapter	Standard With spigot
Screwdriver	Standard
Reducing sleeves	For conductors < 0.5 mm ² / AWG 20 For conductors < 1.0 mm ² / AWG 18
Identification systems	

Type	current	Qty.	Order No.
ZAP/TW 4/3AN		20	7904100000
ZEW 35		20	9540000000
ZTA 2 ZDU4		25	1609060000
ZTA 2/ZA ZDU4		25	1609070000
SDIS SL 0.6X3.5X100		1	1274660000
ZRH 4/1 WS		1000	1636640000
DEK 5/6 MC NE WS		1000	1609820000
WS 12/6 MC NE WS		600	1609900000
DEK 5/6 MM WS		600	2007120000
WS 8/6 MM WS		600	2007160000

Type	current	Qty.	Order No.
ZAP/TW4/4AN		20	7904210000
ZEW 35		20	9540000000
ZTA 2 ZDU4		25	1609060000
ZTA 2/ZA ZDU4		25	1609070000
SDIS SL 0.6X3.5X100		1	1274660000
ZRH 4/1 WS		1000	1636640000
DEK 5/6 MC NE WS		1000	1609820000
WS 12/6 MC NE WS		600	1609900000
DEK 5/6 MM WS		600	2007120000
WS 8/6 MM WS		600	2007160000

For detailed information on other accessories and application in the online catalogue

ZPE 6

6 mm²

Two connections



8.1 x 65 x 45
/ 10
0.22...10



IEC 60947-7-2

Ex e II II 2 G D

IEC	UL	CSA	EN 60079-7
6	AWG 22...8	AWG 20...8	6 mm ²
800			
8			
720 A (6 mm ²)			
3			
A5 / V-0			

CE

Rated connection

0.5...10 / 1.5...10
0.5...10 / 0.5...6

13 / 0.6 x 3.5 mm

Type	Qty.	Order No.
ZPE 6	50	1608670000

Type	current	Qty.	Order No.
ZAP/TW 5		50	1608830000
ZEW 35		20	9540000000
ZTA 3 ZDU6		25	1654050000
SDIS SL 1.0X5.5X125		1	1274680000
DEK 5/8 MC NE WS		800	1856740000
WS 12/6 MC NE WS		600	1609900000
DEK 5/8 MM WS		500	2007130000
WS 8/8 MM WS		500	2007170000

ZPE 6/3 AN

6 mm²

Three connections



8.1 x 90 x 45
/ 10
0.22...10



IEC 60947-7-2

Ex e II II 2 G D

IEC	UL	CSA	EN 60079-7
6	AWG 22...8	AWG 20...8	6 mm ²
800			
8			
720 A (6 mm ²)			
3			
A5 / V-0			

CE

Rated connection

0.5...10 / 1.5...10
0.5...10 / 0.5...6

13 / 0.6 x 3.5 mm

Type	Qty.	Order No.
ZPE 6/3AN	50	7907400000

Type	current	Qty.	Order No.
ZAP/TW6/3AN		20	7907370000
ZEW 35		20	9540000000
ZTA 3 ZDU6		25	1654050000
SDIS SL 1.0X5.5X125		1	1274680000
DEK 5/8 MC NE WS		800	1856740000
WS 12/6 MC NE WS		600	1609900000
DEK 5/8 MM WS		500	2007130000
WS 8/8 MM WS		500	2007170000



Spring connection with tension clamp technology (Z-Series)

PE terminal blocks

Universal range

A

ZPE 10

10 mm²


Two connections



ZPE 10/3 AN

10 mm²

Three connections



Width/Height/Depth	mm
max. current / max. cond. cross-section	-/mm ²
Max. clamping range	mm ²

10.1 x 73.5 x 49.5	
/ 16	
1.31...16	

10.1 x 99 x 49.5	
/ 16	
1.31...16	

Technical data

Rated data	
for wire cross-section	mm ²
Rated voltage to adjoining terminal	V
Rated impulse withstand voltage to adjacent terminal	kV
Rated short-time current	
Pollution severity	
Gauge to IEC 60947-1 / UL 94 flammability rating	
Approvals	
Clamped conductors (H05V/H07V)	
Solid / Stranded	mm ²
Flexible / Flexible with ferrule	mm ²
Twin wire-end ferrule	-
Stripping length / Blade size	mm/-

IEC 60947-7-2 Ex e II II 2 G D

IEC	UL	CSA	EN 60079-7
10	AWG 16...6	AWG 16...6	10 mm ²
800			
8			
1200 A (10 mm ²)			
3			
A6 / V-0			

IEC 60947-7-2 Ex e II II 2 G D

IEC	UL	CSA	EN 60079-7
10	AWG 16...6	AWG 16...6	10 mm ²
800			
8			
1200 A (10 mm ²)			
3			
A6 / V-0			

CE

Rated connection	
1.5...16 / 1.5...16	
1.5...10 / 1.5...10	
18 / 1.0 x 5.5 mm	

CE

Rated connection	
1.5...16 / 1.5...16	
1.5...10 / 1.5...10	
18 / 1.0 x 5.5 mm	

Note

Ordering data

Version	
	green/yellow
Note	

Type	Qty.	Order No.
ZPE 10	25	1746770000

Type	Qty.	Order No.
ZPE 10/3AN	20	1767670000

Accessories

End plate / Partition plate	
	dark beige
End bracket	
	dark beige
Screwdriver	
	Standard
Identification systems	

Type	current	Qty.	Order No.
ZAP/TW ZDU10		20	1748660000
ZEW 35		20	9540000000
SDIS SL 1.0X5.5X125		1	1274680000
DEK 5/5 MC NE WS		1000	1609801044
WS 12/6 MC NE WS		600	1609900000

Type	current	Qty.	Order No.
ZAP/TW 10/16		20	1749580000
ZEW 35		20	9540000000
SDIS SL 1.0X5.5X125		1	1274680000
DEK 5/5 MC NE WS		1000	1609801044
WS 12/6 MC NE WS		600	1609900000

For detailed information on other accessories and application in the online catalogue

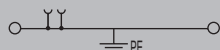
ZPE 16

16 mm²

Two connections



12.1 x 82.5 x 50.5
/ 25
1.5...25



IEC 60947-7-2

Ex e II II 2 G D

IEC	UL	CSA	EN 60079-7
16	AWG 14...6	AWG 14...4	16 mm ²
800			
8			
1920 A (16 mm ²)			
3			
A7 / V-0			

CE

Rated connection

1.5...16 / 1.5...25
1.5...16 / 1.5...16

18 / 1.0 x 5.5 mm

To ensure the current-carrying capacity of the mounting rail, it is necessary to use the TS 35 x 15.


Type	Qty.	Order No.
ZPE 16	25	1745250000

Type	current	Qty.	Order No.
ZAP/TW ZDU16		20	1745150000
ZEW 35		20	9540000000
SDIS SL 1.0X5.5X125		1	1274680000
DEK 5/5 MC NE WS	1000		1609801044
WS 15/5 MC NE WS	480		1609880000

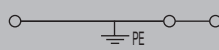
ZPE 16/3AN

16 mm²

Three connections



12.1 x 99 x 50.5
/ 25
1.5...25



IEC 60947-7-2

Ex e II II 2 G D

IEC	UL	CSA	EN 60079-7
16	AWG 14...4	AWG 14...4	16 mm ²
800			
8			
1920 A (16 mm ²)			
3			
A7 / V-0			

CE

Rated connection

1.5...16 / 1.5...25
1.5...16 / 1.5...16

18 / 1.0 x 5.5 mm

To ensure the current-carrying capacity of the mounting rail, it is necessary to use the TS 35 x 15.


Type	Qty.	Order No.
ZPE 16/3AN	20	1768310000

Type	current	Qty.	Order No.
ZAP/TW 10/16		20	1749580000
ZEW 35		20	9540000000
SDIS SL 1.0X5.5X125		1	1274680000
DEK 5/5 MC NE WS	1000		1609801044
WS 15/5 MC NE WS	480		1609880000

ZPE 35

35 mm²

Two connections



16 x 100.5 x 58.5
/ 35
2.5...35



IEC 60947-7-2

Ex e II II 2 G D

IEC	UL	CSA	EN 60079-7
35	AWG 12...2	AWG 12...2	35 mm ²
800			
8			
4200 A (35 mm ²)			
3			
A8 / V-0			

CE

Rated connection

2.5...16 / 2.5...35
2.5...35 / 2.5...35

25 / 1.0 x 5.5 mm

To ensure the current-carrying capacity of the mounting rail, it is necessary to use the TS 35 x 15.

Type	Qty.	Order No.
ZPE 35	10	1739650000
Integrated end plate.		

Type	current	Qty.	Order No.
ZEW 35		20	9540000000
SDIS SL 1.0X5.5X125		1	1274680000
DEK 5/5 MC NE WS	1000		1609801044
WS 15/5 MC NE WS	480		1609880000

The plug-in cross-connections ZDV 16/2 (1739690000) can be used.

The plug-in cross-connections ZDV 35/2 (1739700000) can be used.



Spring connection with tension clamp technology (Z-Series)

PE terminal blocks

Universal range

A



ZPE 2.5-2

2.5 mm²

Two connections



ZPE 2.5-2/3AN

2.5 mm²

Three connections



Width/Height/Depth	mm
max. current / max. cond. cross-section	-/mm ²
Max. clamping range	mm ²

5.1 x 50.5 x 43.5	/ 4	
0.13...4		

5.1 x 50.5 x 43.5	/ 4	
0.13...4		

Technical data

Rated data	
for wire cross-section	mm ²
Rated voltage to adjoining terminal	V
Rated impulse withstand voltage to adjacent terminal	kV
Rated short-time current	
Pollution severity	
Gauge to IEC 60947-1 / UL 94 flammability rating	
Approvals	
Clamped conductors (H05V/H07V)	
Solid / Stranded	mm ²
Flexible / Flexible with ferrule	mm ²
Twin wire-end ferrule	-
Stripping length / Blade size	mm/-
Note	

IEC 60947-2	Ex e II		II 2 G D
IEC	UL	CSA	EN 60079-7
2.5	AWG 26...12	AWG 26...12	2.5 mm ²
800			
8			
300 A (2.5 mm ²)			
3			
A2 / V-0			
CE			
Rated connection			
0.5...4			
0.5...2.5 / 0.5...2.5			
10 / 0.6 x 3.5 mm			
2.5 mm ² flexible wires with wire-end ferrules are crimped with the Weidmüller PZ 6/5 crimping tool.			

IEC 60947-2	Ex e II		II 2 G D
IEC	UL	CSA	EN 60079-7
2.5	AWG 26...12	AWG 26...14	2.5 mm ²
800			
8			
300 A (2.5 mm ²)			
3			
A2 / V-0			
CE			
Rated connection			
0.5...4			
0.5...2.5 / 0.5...2.5			
10 / 0.6 x 3.5 mm			
2.5 mm ² flexible wires with wire-end ferrules are crimped with the Weidmüller PZ 6/5 crimping tool.			

Ordering data

Version	green/yellow
Note	

Type	Qty.	Order No.
ZPE 2.5-2	100	1772090000

Type	Qty.	Order No.
ZPE 2.5-2/3AN	100	1706090000

Accessories

End plate / Partition plate	dark beige
End bracket	dark beige
Test adapter	With spigot
Screwdriver	Standard
Reducing sleeves	For conductors < 0.5 mm ² / AWG 20 For conductors < 1.0 mm ² / AWG 18
Identification systems	

Type	current	Qty.	Order No.
ZAP/TW7		50	1706110000
ZEW 35		20	9540000000
ZTA 4		25	1688110000
SDIS SL 0.6X3.5X100		1	1274660000
ZRH 1.5H/1		1000	1678810000
ZRH 1.5H/2		1000	1678800000
DEK 5/5 MC NE WS		1000	1609801044
DEK 5/5 MM WS		800	2007110000
WS 8/5 MM WS		800	2007150000

Type	current	Qty.	Order No.
ZAP/TW7		50	1706110000
ZEW 35		20	9540000000
ZTA 4		25	1688110000
SDIS SL 0.6X3.5X100		1	1274660000
ZRH 1.5H/1		1000	1678810000
ZRH 1.5H/2		1000	1678800000
DEK 5/5 MC SDR		200	1609810000
DEK 5/5 MM WS		800	2007110000
WS 8/5 MM WS		800	2007150000

For detailed information on other accessories and application in the online catalogue

ZPE 2.5-2/4AN

2.5 mm²

Four connections



5.1 x 50.5 x 43.5
/ 4
0.13...4



IEC 60947-7-2

Ex e II II 2 G D

IEC	UL	CSA	EN 60079-7
2.5	AWG 26...12	AWG 26...14	2.5 mm ²
800			
8			
300 A (2.5 mm ²)			
3			
A2 / V-0			

Rated connection

0.5...4
0.5...2.5 / 0.5...2.5

10 / 0.6 x 3.5 mm

2.5 mm² flexible wires with wire-end ferrules are crimped with the Weidmüller PZ 6/5 crimping tool.

Type	Qty.	Order No.
ZPE 2.5-2/4AN	100	1706110000

Type	current	Qty.	Order No.
ZAP/TW7		50	1706110000
ZEW 35		20	9540000000
ZTA 4		25	1688110000
SDIS SL 0.6X3.5X100		1	1274660000
ZRH 1.5H/1		1000	1678810000
ZRH 1.5H/2		1000	1678800000
DEK 5/5 MC NE WS		1000	1609801044
WS 10/5 MC NE WS		720	1635000000
DEK 5/5 MM WS		800	2007110000
WS 8/5 MM WS		800	2007150000

ZPE 4-2/2AN

4 mm²

Two connections



6.1 x 61.5 x 45.5
/ 6
0.13...6



IEC 60947-7-2

Ex e II II 2 G D

IEC	UL	CSA	EN 60079-7
4	AWG 26...10	AWG 26...10	4 mm ²
800			
8			
480 A (4 mm ²)			
3			
A3 / V-0			

Rated connection

0.5...6
0.5...4 / 0.5...4

10 / 0.6 x 3.5 mm

Type	Qty.	Order No.
ZPE 4-2/2AN	100	1770380000

Type	current	Qty.	Order No.
ZAP ZDU4-2		50	1770400000
ZEW 35		20	9540000000
ZTA 6/ZA		25	1780660000
SDIS SL 0.6X3.5X100		1	1274660000
ZRH 4/1 WS		1000	1636640000
DEK 5/6 MC NE WS		1000	1609820000
WS 12/6 MC NE WS		600	1609900000
DEK 5/6 MM WS		600	2007120000
WS 8/6 MM WS		600	2007160000

ZPE 4-2/3AN

4 mm²

Three connections



6.1 x 61.5 x 45.5
/ 6
0.13...6



IEC 60947-7-2

Ex e II II 2 G D

IEC	UL	CSA	EN 60079-7
4	AWG 26...10	AWG 26...10	4 mm ²
800			
8			
480 A (4 mm ²)			
3			
A3 / V-0			

Rated connection

0.5...6
0.5...4 / 0.5...4

10 / 0.6 x 3.5 mm

Type	Qty.	Order No.
ZPE 4-2/3AN	100	1770390000

Type	current	Qty.	Order No.
ZAP ZDU4-2		50	1770400000
ZEW 35		20	9540000000
ZTA 6/ZA		25	1780660000
SDIS SL 0.6X3.5X100		1	1274660000
ZRH 4/1 WS		1000	1636640000
DEK 5/6 MC NE WS		1000	1609820000
WS 12/6 MC NE WS		600	1609900000
DEK 5/6 MM WS		600	2007120000
WS 8/6 MM WS		600	2007160000



Spring connection with tension clamp technology (Z-Series)
PE terminal blocks

ZPE 4-2/4 AN

4 mm²

Four connections



ZPE 6-2/2AN

6 mm²

Two connections



Width/Height/Depth	mm
max. current / max. cond. cross-section	-/mm ²
Max. clamping range	mm ²

6.1 x 75 x 45.5	
/ 6	
0.13...6	

8.1 x 68 x 49.19	
/ 10	
0.22...10	

Technical data

Rated data	
for wire cross-section	mm ²
Rated voltage to adjoining terminal	V
Rated impulse withstand voltage to adjacent terminal	kV
Rated short-time current	
Pollution severity	
Gauge to IEC 60947-1 / UL 94 flammability rating	
Approvals	
Clamped conductors (H05V/H07V)	
Solid / Stranded	mm ²
Flexible / Flexible with ferrule	mm ²
Twin wire-end ferrule	-
Stripping length / Blade size	mm/-
Note	

IEC 60947-7-2	Ex e II		II 2 G D
IEC	UL	CSA	EN 60079-7
4	AWG 26...10	AWG 26...10	4 mm ²
800			
8			
	480 A (4 mm ²)		
	3		
	A3 / V-0		
Rated connection			
0.5...6			
0.5...4 / 0.5...4			
10 / 0.6 x 3.5 mm			

IEC 60947-7-2	Ex e II		II 2 G D
IEC	UL	CSA	EN 60079-7
6	AWG 22...8	AWG 20...8	6 mm ²
800			
8			
	720 A (6 mm ²)		
	3		
	A5 / V-0		
Rated connection			
0.5...10			
0.5...10 / 0.5...6			
12 / 0.6 x 3.5 mm			

Ordering data

Version	green/yellow
Note	

Type	Qty.	Order No.
ZPE 4-2/4AN	100	1807090000

Type	Qty.	Order No.
ZPE 6-2/2AN	50	1771370000

Accessories

End plate / Partition plate	dark beige
End bracket	dark beige
Test adapter	With spigot
Screwdriver	Standard
Reducing sleeves	For conductors < 0.5 mm ² / AWG 20 For conductors < 1.0 mm ² / AWG 18
Identification systems	

Type	current	Qty.	Order No.
ZAP ZDU4-2/4AN		50	1807010000
ZEW 35		20	9540000000
ZTA 6/ZA		25	1780660000
SDIS SL 0.6X3.5X100		1	1274660000
ZRH 4/1 WS		1000	1636640000
DEK 5/6 MC NE WS		1000	1609820000
WS 12/6 MC NE WS		600	1609900000
DEK 5/6 MM WS		600	2007120000
WS 8/6 MM WS		600	2007160000

Type	current	Qty.	Order No.
ZAP ZDU6-2		50	1771440000
ZEW 35		20	9540000000
ZTA 7/ZA		25	1780670000
SDIS SL 0.6X3.5X100		1	1274660000
DEK 5/8 MC NE WS		800	1856740000
DEK 5/8 MM WS		500	2007130000
WS 8/8 MM WS		500	2007170000

For detailed information on other accessories and application in the online catalogue

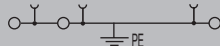
ZPE 6-2/3AN

6 mm²

Three connections



8.1 x 68 x 49.19
/ 10
0.22...10



IEC 60947-7-2 Ex e II II 2 G D

IEC	UL	CSA	EN 60079-7
6	AWG 22...8	AWG 20...8	6 mm ²
800			
8			
	720 A (6 mm ²)		
	3		
	A5 / V-0		

CE

Rated connection
0.5...10
0.5...10 / 0.5...6

12 / 0.6 x 3.5 mm

Type	Qty.	Order No.
ZPE 6-2/3AN	50	1771360000

Type	current	Qty.	Order No.
ZAP ZDU6-2		50	1771440000
ZEW 35		20	9540000000
ZTA 7/ZA		25	1780670000
SDIS SL 0.8X4.0X100		1	1274670000
DEK 5/8 MC NE WS	800		1856740000
DEK 5/8 MM WS	500		2007130000
WS 8/8 MM WS	500		2007170000

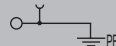
ZPE 16-2/1AN

16 mm²

Supply terminal - PE



12 x 65 x 50.5
/ 25
1.5...25



In accordance with IEC 60947-7-1, IEC 60947-7-2

IEC	UL	CSA	EN 60079-7
16	AWG 14...4	AWG 26...14	
800			
8			
	1920 A (16 mm ²)		
	3		
	A7 / V-0		

CE

Rated connection
1.5...10 / 16...25
1.5...16 / 1.5...16

18 / 1.0 x 5.5 mm

Rated voltage is reduced to 400 V or the IP rated voltage of the distribution terminals.

Type	Qty.	Order No.
ZPE 16-2/1AN	20	1772960000

Type	current	Qty.	Order No.
ZAP/Z...16-2/1AN		10	1772970000
ZEW 35		20	9540000000
SDIS SL 1.0X5.5X125		1	1274680000
DEK 5/8 MC NE WS	800		1856740000

The plug-in cross-connections ZQV 2.5/... ZQV 4/... and ZQV 6/... can be used.



Spring connection with tension clamp technology (Z-Series)

PE terminal blocks

Universal range


A



ZPE 2.5N

2.5 mm²

Two connections



Width/Height/Depth	mm
max. current / max. cond. cross-section	-/mm ²
Max. clamping range	mm ²

5.1 x 50.5 x 38.5
/ 4
0.05...4

Technical data

Rated data	
for wire cross-section	mm ²
Rated voltage to adjoining terminal	V
Rated impulse withstand voltage to adjacent terminal	kV
Rated short-time current	
Pollution severity	
Gauge to IEC 60947-1 / UL 94 flammability rating	
Approvals	
Clamped conductors (H05V/H07V)	
Solid / Stranded	mm ²
Flexible / Flexible with ferrule	mm ²
Twin wire-end ferrule	-
Stripping length / Blade size	mm/-
Note	

IEC 60947-2				II 2 G D			
IEC	UL	CSA	EN 60079-7				
2.5	AWG 30...12	AWG 30...12	2.5 mm ²				
800							
6							
				300 A (2.5 mm ²)			
				3			
				A2 / V-0			
CE							
Rated connection							
0.5...4 / 1.5...2.5							
0.5...2.5 / 0.5...1.5							
10 / 0.6 x 3.5 mm							
2.5 mm ² flexible wires with wire-end ferrules are crimped with the Weidmüller PZ 6/5 crimping tool.							

Ordering data

Version	green/yellow
Note	

Type	Qty.	Order No.
ZPE 2.5N	50	1933760000

Accessories

End plate / Partition plate	dark beige
End bracket	dark beige
Test adapter	Standard With spigot
Screwdriver	Standard
Reducing sleeves	For conductors < 0.5 mm ² / AWG 20 For conductors < 1.0 mm ² / AWG 18
Identification systems	

Type	current	Qty.	Order No.
ZAP/TW ZDU/ZPE 2.5N		20	1933790000
ZEW 35		20	9540000000
ZTA ZT2.5		25	1827080000
ZTA ZT2.5/ZA		25	1847600000
SDIS SL 0.6X3.5X100		1	1274660000
ZRH 1.5H/1		1000	1678810000
ZRH 1.5H/2		1000	1678800000
DEK 5/5 MC NE WS		1000	1609801044
WS 10/5 M MC NE WS		720	1792000000
DEK 5/5 MM WS		800	2007110000
WS 8/5 MM WS		800	2007150000


For detailed information on other accessories and application in the online catalogue

2.5 mm² wires with wire ferrules including the plastic collar only clampable with diameter-optimised collar (Order no. 1333100000, pack of 500).

ZPE 2.5N/3AN

2.5 mm²

Three connections



5.1 x 56.5 x 38.5
/ 4
0.05...4

IEC 60947-2				II 2 G D			
IEC	UL	CSA	EN 60079-7				
2.5	AWG 30...12	AWG 30...12	2.5 mm ²				
800							
6							
				300 A (2.5 mm ²)			
				3			
				A2 / V-0			
CE							
Rated connection							
0.5...4 / 1.5...2.5							
0.5...2.5 / 0.5...1.5							
10 / 0.6 x 3.5 mm							
2.5 mm ² flexible wires with wire-end ferrules are crimped with the Weidmüller PZ 6/5 crimping tool.							

Type	Qty.	Order No.
ZPE 2.5N/3AN	50	1933770000

Type	current	Qty.	Order No.
ZAP/TW ZDU/ZPE 2.5N/3AN		50	1933800000
ZEW 35		20	9540000000
ZTA ZT2.5		25	1827080000
ZTA ZT2.5/ZA		25	1847600000
SDIS SL 0.6X3.5X100		1	1274660000
ZRH 1.5H/1		1000	1678810000
ZRH 1.5H/2		1000	1678800000
DEK 5/5 MC NE WS		1000	1609801044
WS 10/5 M MC NE WS		720	1792000000
DEK 5/5 MM WS		800	2007110000
WS 8/5 MM WS		800	2007150000

2.5 mm² wires with wire ferrules including the plastic collar only clampable with diameter-optimised collar (Order no. 1333100000, pack of 500).

ZPE 2.5N/4AN

2.5 mm²

Four connections



5.1 x 60 x 38.5
/ 4
0.05...4



IEC 60947-7-2

II 2 G D

IEC	UL	CSA	EN 60079-7
2.5	AWG 30...12	AWG 30...12	2.5 mm ²
800			
6			
300 A (2.5 mm ²)			
3			
A2 / V-0			

CE

Rated connection

0.5...4 / 1.5...2.5

0.5...2.5 / 0.5...1.5

10 / 0.6 x 3.5 mm

2.5 mm² flexible wires with wire-end ferrules are crimped with the Weidmüller PZ 6/5 crimping tool.

Type	Qty.	Order No.
ZPE 2.5N/4AN	50	1933780000

Type	current	Qty.	Order No.
ZAP/TW ZDU/ZPE 2.5N/4AN		50	1933810000
ZEW 35		20	9540000000
ZTA ZT2.5		25	1827080000
ZTA ZT2.5/ZA		25	1847600000
SDIS SL 0.6X3.5X100		1	1274660000
ZRH 1.5H/1		1000	1678810000
ZRH 1.5H/2		1000	1678800000
DEK 5/5 MC NE WS		1000	1609801044
WS 10/5 M MC NE WS		720	1792000000
DEK 5/5 MM WS		800	2007110000
WS 8/5 MM WS		800	2007150000

2.5 mm² wires with wire ferrules including the plastic collar only clampable with diameter-optimised collar (Order no. 1333100000, pack of 500).



Spring connection with tension clamp technology (Z-Series)

PE terminal blocks

Universal range

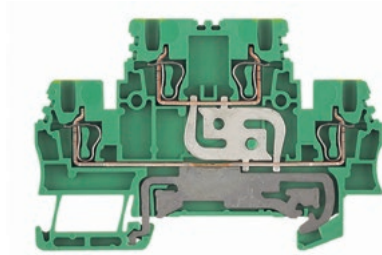
A



ZDK 1.5 PE

1.5 mm²


Double-level terminal



ZDK 2.5 PE

2.5 mm²

Vertically cross-connected



Width/Height/Depth	mm
max. current / max. cond. cross-section	-/mm ²
Max. clamping range	mm ²

3.5 x 75.5 x 49.5	
/ 1.5	
0.05...1.5	

5.1 x 79.5 x 53	
/ 2.5	
0.05...2.5	

Technical data

Rated data	
for wire cross-section	mm ²
Rated voltage to adjoining terminal	V
Rated impulse withstand voltage to adjacent terminal	kV
Rated short-time current	
Pollution severity	
Gauge to IEC 60947-1 / UL 94 flammability rating	
Approvals	
Clamped conductors (H05V/H07V)	
Solid / Stranded	mm ²
Flexible / Flexible with ferrule	mm ²
Twin wire-end ferrule	mm ²
Stripping length / Blade size	mm/-
Note	

IEC 60947-7-2			
IEC	UL	CSA	EN 60079-7
1.5	AWG 28...16	AWG 28...16	
500			
6			
	180 A (1.5 mm ²)		
	3		
	B1 / V-0		
Rated connection			
0.5...1.5			
0.5...1.5 / 0.5...1.5			
0.5...0.75			
10 / 0.4 x 2.0 mm			
Note			

IEC 60947-7-2				Ex e II II 2 G D	
IEC	UL	CSA	EN 60079-7		
2.5	AWG 26...14	AWG 26...12	2.5 mm ²		
500					
6					
	300 A (2.5 mm ²)				
	3				
	A2 / V-0				
Rated connection					
0.5...2.5					
0.5...2.5 / 0.5...2.5					
10 / 0.6 x 3.5 mm					
2.5 mm ² flexible wires with wire-end ferrules are crimped with the Weidmüller PZ 6/5 crimping tool.					
Note					

Ordering data

Version	green/yellow
Note	

Type	Qty.	Order No.
ZDK 1.5PE	100	1791150000

Type	Qty.	Order No.
ZDK 2.5PE	50	1690000000

Accessories

End plate / Partition plate	dark beige
End bracket	dark beige
Test adapter	With spigot Standard
Reducing sleeves	For conductors < 0.5 mm ² / AWG 20 For conductors < 1.0 mm ² / AWG 18
Cover	With lightning flash symbol
Screwdriver	Standard
Identification systems	

Type	current	Qty.	Order No.
ZAP/TW ZDK1.5		20	1791160000
ZEW 35		20	9540000000
ZTA 5/ZA		25	1776220000
ZTA 5		25	1776210000
ZRH 1.5S/1		500	1781950000
SDS 0.4X2.0X60		1	9037160000
DEK 5/3.5 MC NE WS		500	1755270000
DEK 5/3.5 MM WS		1000	2007100000
WS 8/3.5 MM WS		1000	2007140000

Type	current	Qty.	Order No.
ZAP/TW ZDK2.5		20	1674730000
ZEW 35		20	9540000000
ZTA 4		25	1688110000
ZRH 1.5H/1		1000	1678810000
ZRH 1.5H/2		1000	1678800000
ZAD 9/4		20	1934160000
SDIS SL 0.6X3.5X100		1	1274660000
DEK 5/5 PLUS MC NE GE		1000	1907520000
WS 12/5 MC NE WS		720	1609860000
DEK 5/5 MM WS		800	2007110000
WS 8/5 MM WS		800	2007150000

For detailed information on other accessories and application in the online catalogue

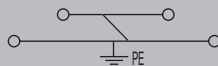
ZDK 2.5-2PE

2.5 mm²

Four connections



5.1 x 72.5 x 54.5
/ 4
0.05...4



Width/Height/Depth mm
max. current / max. cond. cross-section -/mm²
Max. clamping range mm²

Technical data

Rated data	
for wire cross-section	mm ²
Rated voltage to adjoining terminal	V
Rated impulse withstand voltage to adjacent terminal	kV
Rated short-time current	
Pollution severity	
Gauge to IEC 60947-1 / UL 94 flammability rating	
Approvals	
Clamped conductors (H05V/H07V)	
Solid / Stranded	mm ²
Flexible / Flexible with ferrule	mm ²
Twin wire-end ferrule	-
Stripping length / Blade size	mm/-

Note

Ordering data

Version	
	green/yellow
Note	

Accessories

End plate / Partition plate	dark beige
End bracket	dark beige
Test adapter	With spigot Standard
Reducing sleeves	For conductors < 0.5 mm ² / AWG 20 For conductors < 1.0 mm ² / AWG 18
Cover	With lightning flash symbol
Screwdriver	Standard
Identification systems	

For detailed information on other accessories and application in the online catalogue

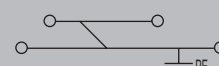
ZDK 4-2 PE

4 mm²

Four connections



6.1 x 77.6 x
/ 6
0.13...6



IEC 60947-7-2			
IEC	UL	CSA	EN 60079-7
4	AWG 26...10	AWG 26...10	2.5 mm ²
800			
8			
		300 A (2.5 mm ²)	
		3	
		A2 / V-0	

IEC 60947-7-2			
IEC	UL	CSA	EN 60079-7
4	AWG 26...10	AWG 26...10	
800			
8			
		480 A (4 mm ²)	
		3	
		A3 /	

2.5 mm² flexible wires with wire-end ferrules are crimped with the Weidmüller PZ 6/5 crimping tool.

Type	Qty.	Order No.
ZDK 4-2 PE	50	8671050000

Type	Qty.	Order No.
ZDK 2.5-2PE	50	1791010000

Type	current	Qty.	Order No.
ZAP/TW ZDK2.5-2		20	1791050000
ZEW 35		20	9540000000
ZTA 4		25	1688110000
ZRH 1.5H/1		1000	1678810000
ZRH 1.5H/2		1000	1678800000
SDS 0.5X3.0X80		1	9008320000
DEK 5/5 MC NE WS		1000	1609801044
WS 10/5 MC NE WS		720	1635000000
DEK 5/5 MM WS		800	2007110000
WS 8/5 MM WS		800	2007150000

Type	current	Qty.	Order No.
ZAP/TW ZDK4-2		50	8670760000
ZEW 35		20	9540000000
ZTA 6/ZA		25	1780660000
SDIS SL 0.6X3.5X100		1	1274660000
DEK 5/6 MC NE WS		1000	1609820000
DEK 5/6 MM WS		600	2007120000
WS 8/6 MM WS		600	2007160000




Spring connection with tension clamp technology (Z-Series)

PE terminal blocks

ZDK 2.5/3AN PE

2.5 mm²

Double-level terminal



Width/Height/Depth	mm
max. current / max. cond. cross-section	-/mm ²
Max. clamping range	mm ²

5.1 x 93 x 50.5
/ 4
0.05...4

Technical data

Rated data	
for wire cross-section	mm ²
Rated voltage to adjoining terminal	V
Rated impulse withstand voltage to adjacent terminal	kV
Rated short-time current	
Pollution severity	
Gauge to IEC 60947-1 / UL 94 flammability rating	
Approvals	

Clamped conductors (H05V/H07V)	
Solid / Stranded	mm ²
Flexible / Flexible with ferrule	mm ²
Twin wire-end ferrule	-
Stripping length / Blade size	mm/-

Note

Ordering data

Version	green/yellow
Note	

Accessories

End plate / Partition plate	dark beige
End bracket	dark beige
Test adapter	Standard With spigot
Screwdriver	Standard
Reducing sleeves	For conductors < 0.5 mm ² / AWG 20 For conductors < 1.0 mm ² / AWG 18
Identification systems	

IEC 60947-7-2 II 2 G D

IEC	UL	CSA	EN 60079-7
2.5	AWG 30...12	AWG 30...12	2.5 mm ²
800			
8			
	300 A (2.5 mm ²)		
	3		
	A2 / V-0		

CE

Rated connection	
0.5...4 / 0.5...2.5	
0.5...2.5 / 0.5...2.5	

10 / 0.6 x 3.5 mm

2.5 mm² flexible wires with wire-end ferrules are crimped with the Weidmüller PZ 6/5 crimping tool.

Type	Qty.	Order No.
ZDK 2.5/3AN PE	50	1924470000

Type	current	Qty.	Order No.
ZAP/TW ZDK 2.5/3AN		20	1924910000
ZEW 35/2		20	8630740000
ZTA ZT2.5		25	1827080000
ZTA ZT2.5/ZA		25	1847600000
SDIS SL 0.6X3.5X100		1	1274660000
ZRH 1.5H/1		1000	1678810000
ZRH 1.5H/2		1000	1678800000
SNAPMARK I		50	1805880000
DEK 5/5 MC NE WS		1000	1609801044
DEK 5/5 MM WS		800	2007110000
WS 8/5 MM WS		800	2007150000

For detailed information on other accessories and application in the online catalogue

2.5 mm² wires with wire ferrules including the plastic collar only clampable with diameter-optimised collar (Order no. 1333100000, pack of 500).



Spring connection with tension clamp technology (Z-Series)

Fuse terminal blocks

ZSI 2.5

2.5 mm²

For metric fuses 5 x 20 mm



ZSI 2.5

Overload and short-circuit protection

Width/Height/Depth	mm
max. current / max. cond. cross-section	A/mm ²
Max. clamping range	mm ²

7.9 x 79.5 x 73
6.3 / 4
0.13...4



Technical data

Rated data	
Rated voltage to adjoining terminal	V
Rated current	A
for wire cross-section	mm ²
Rated impulse withstand voltage / Pollution severity	
UL 94 flammability rating	
Approvals	
Clamped conductors (H05V/H07V)	
Solid / Stranded	mm ²
Flexible / Flexible with ferrule	mm ²
Blade size	
Note	

IEC 60947-7-3

IEC	UL	CSA	EN 60079-7
500	300 (C)	600 (C)	
6.3	10	15	
2.5	AWG 26...12	AWG 26...12	
6 kV / 3			
V-0			

CE, IEC, UL, CSA, EN 60079-7

Rated connection	
0.5...4	
0.5...4 / 0.5...2.5	
0.6 x 3.5 mm	
Max. power loss (1.6 W) at the cartridge fuse limits the rated current.	

Ordering data

Version	500 V AC/DC, without LED
Note	

Type	Qty.	Order No.
ZSI 2.5	50	1616400000
The rated voltage for cartridge fuse holders is 250 V and the rated impulse voltage 4 kV.		

Accessories

Pluggable cross-connection	
	2-pole
	4-pole
End plate / Partition plate	
	dark beige
	dark beige
Screwdriver	
	Standard
G-fuse cartridge, 5 x 20 mm (IEC 60127-2)	
	0.25 A fast
	0.50 A fast
	1.00 A fast
	2.00 A fast
Identification systems	

Type	current	Qty.	Order No.
ZQV 6/2 GE	41 A	60	1627850000
ZQV 6/4 GE	41 A	60	1627870000
ZAP/TW 3		50	1608800000
ZAP TNHE/ZSI2.5		25	1610840000
SDIS SL 0.6X3.5X100		1	1274660000
G 20/0.25A/F		10	0430500000
G 20/0.50A/F		10	0430600000
G 20/1.00A/F		10	0430700000
G 20/2.00A/F		10	0430900000
DEK 5/5 MC NE WS		1000	1609801044
WS 10/5 MC NE WS		720	1635000000

Type	Order No.
ZSI 2.5	1616400000

Arrangement	Applications			
	Only short-circuit protection		Overload and short-circuit protection	
	T _A max.	Nominal values	T _A max.	Nominal values
Individual	52 °C	4.0 W / 6.3 A	27 °C	2.5 W / 2.5 A
In combination	55 °C	2.5 W / 6.3 A	41 °C	1.6 W / 6.3 A

For detailed information on other accessories and application in the online catalogue

Status display using a bi-directional LED.

ZSI 2.5/QV

2.5 mm²

For metric fuses 5 x 20



Width/Height/Depth	mm
max. current / max. cond. cross-section	A/mm ²
Max. clamping range	mm ²

7.9 x 79.5 x 73
6.3 / 4
0.13...4

Technical data

Rated data	
Rated voltage to adjoining terminal	V
Rated current	A
for wire cross-section	mm ²
Rated impulse withstand voltage / Pollution severity	
UL 94 flammability rating	
Approvals	
Clamped conductors (H05V/H07V)	
Solid / Stranded	mm ²
Flexible / Flexible with ferrule	mm ²
Blade size	

IEC 60947-7-3

IEC	UL	CSA	EN 60079-7
400			
6.3			
2.5			
		6 kV / 3	
		V-0	

CE

Rated connection	
0.5...4	
0.5...4 / 0.5...2.5	
0.6 x 3.5 mm	

Max. power loss (1.6 W) at the cartridge fuse limits the rated current.

Ordering data

Version	
	dark beige
Note	

Type	Qty.	Order No.
ZSI 2.5/QV	50	1799470000

For fuse cartridge holders the rated voltage is 250 V and the rated impulse withstand voltage 4 kV.

Accessories

Pluggable cross-connection	
	2-pole
	4-pole
End plate / Partition plate	
	dark beige
	dark beige
Screwdriver	
	Standard
G-fuse cartridge, 5 x 20 mm (IEC 60127-2)	
	0.25 A fast
	0.50 A fast
	1.00 A fast
	2.00 A fast
Identification systems	

Type	current	Qty.	Order No.
ZQV 6/2 GE	41 A	60	1627850000
ZQV 6/4 GE	41 A	60	1627870000
ZAP/TW 3		50	1608800000
ZAP TNHE/ZSI2.5		25	1610840000
SDIS SL 0.6X3.5X100		1	1274660000
G 20/0.25A/F		10	0430500000
G 20/0.50A/F		10	0430600000
G 20/1.00A/F		10	0430700000
G 20/2.00A/F		10	0430900000
DEK 5/5 MC NE WS		1000	1609801044
WS 10/5 MC NE WS		720	1635000000

For detailed information on other accessories and application in the online catalogue

Status display using a bi-directional LED.



Spring connection with tension clamp technology (Z-Series)

Fuse terminal blocks

Universal range

A

ZSI 2.5 LED

2.5 mm²

For metric fuses 5 x 20 mm



Width/Height/Depth	mm
max. current / max. cond. cross-section	A/mm ²
Max. clamping range	mm ²

7.9 x 79.5 x 73
6.3 / 4
0.13...4

Technical data

Rated data	
Rated voltage to adjoining terminal	V
Rated current	A
for wire cross-section	mm ²
Rated impulse withstand voltage / Pollution severity	
UL 94 flammability rating	
Approvals	
Clamped conductors (H05V/H07V)	
Solid / Stranded	mm ²
Flexible / Flexible with ferrule	mm ²
Blade size	
Note	

IEC 60947-7-3

IEC	UL	CSA	EN 60079-7
500			
6.3			
2.5	AWG 26...12	AWG 26...12	
6 kV / 3			
V-0			
Rated connection			
0.5...4			
0.5...4 / 0.5...2.5			
0.6 x 3.5 mm			
Max. power loss (1.6 W) at the cartridge fuse limits the rated current.			

Ordering data

Version	
	500 V AC/DC, without LED
	10-36 V AC/DC, with LED
	30-70 V AC/DC, with LED
	60-150 V AC/DC, with LED
	140-250 V AC/DC, with LED
Note	

Type	Qty.	Order No.
ZSI 2.5/LD 28AC	50	1616440000
ZSI 2.5/LD 60AC	50	1616430000
ZSI 2.5/LD 120AC	50	1616420000
ZSI 2.5/LD 250AC	50	1616410000
The rated voltage for cartridge fuse holders is 250 V and the rated impulse voltage 4 kV.		

Accessories

Pluggable cross-connection	
	2-pole
	4-pole
End plate / Partition plate	
	dark beige
	dark beige
Screwdriver	
	Standard
G-fuse cartridge, 5 x 20 mm (IEC 60127-2)	
	0.25 A fast
	0.50 A fast
	1.00 A fast
	2.00 A fast
G25 with indicator / imperial (inch) fuse	
	0.50 A medium slow / 2 A
	1.00 A medium slow / 3 A
	2.00 A fast / 5 A
	4.00 A fast / 10 A
Identification systems	

Type	current	Qty.	Order No.
ZQV 6/2 GE	41 A	60	1627850000
ZQV 6/4 GE	41 A	60	1627870000
ZAP/TW 3		50	1608800000
ZAP TNHE/ZSI2.5		25	1610840000
SDIS SL 0.6X3.5X100		1	1274660000
G 20/0.25A/F		10	0430500000
G 20/0.50A/F		10	0430600000
G 20/1.00A/F		10	0430700000
G 20/2.00A/F		10	0430900000
DEK 5/5 MC NE WS		1000	1609801044
WS 10/5 MC NE WS		720	1635000000

For detailed information on other accessories and application in the online catalogue

Status display using a bi-directional LED.

ZSI 2.5/5x25

2.5 mm²

For metric fuses 5 x 25 mm



7.9 x 79.5 x 73
6.3 / 4
0.13...4

IEC 60947-7-3

IEC	UL	CSA	EN 60079-7
500			
6.3			
2.5			
6 kV / 3			
V-0			
Rated connection			
0.5...4			
0.5...4 / 0.5...2.5			
0.6 x 3.5 mm			
Max. power loss (1.6 W) at the cartridge fuse limits the rated current.			

Type	Qty.	Order No.
ZSI 2.5/5X25	50	1730900000
The rated voltage for cartridge fuse holders is 250 V and the rated impulse voltage 4 kV.		

Type	current	Qty.	Order No.
ZQV 6/2 GE	41 A	60	1627850000
ZQV 6/4 GE	41 A	60	1627870000
ZAP/TW 3		50	1608800000
ZAP TNHE/ZSI2.5		25	1610840000
SDIS SL 0.6X3.5X100		1	1274660000
G 25/0.50A/M WS		10	0510300000
G 25/1.00A/M RT		10	0265800000
G 25/2.00A/F BL		10	0192700000
G 25/4.00A/F BR		10	0192800000
DEK 5/5 MC NE WS		1000	1609801044
WS 10/5 MC NE WS		720	1635000000

ZSI 2.5/2

2.5 mm²

ZSI 2.5/2

For imperial fuses

Overload and short-circuit protection



Width/Height/Depth	mm
max. current / max. cond. cross-section	A/mm ²
Max. clamping range	mm ²

11.9 x 79.5 x 73
12 / 4
0.13...4

Technical data

Rated data	
Rated voltage to adjoining terminal	V
Rated current	A
for wire cross-section	mm ²
Rated impulse withstand voltage / Pollution severity	
UL 94 flammability rating	
Approvals	
Clamped conductors (H05V/H07V)	
Solid / Stranded	mm ²
Flexible / Flexible with ferrule	mm ²
Blade size	
Note	

IEC 60947-7-3

IEC	UL	CSA	EN 60079-7
500	600 (C)	600 (C)	
12	16	15	
2.5	AWG 26...12	AWG 26...12	
6 kV / 3			
V-0			

CE, IEC, UL, CSA, VDE, TÜV

Rated connection	
0.5...4	
0.5...4 / 0.5...2.5	
0.6 x 3.5 mm	
Note	
Max. power loss (1.6 W) at the cartridge fuse limits the rated current.	

Ordering data

Version	
	500 V AC/DC, without LED
Note	

Type	Qty.	Order No.
ZSI 2.5/2 500AC	10	1616460000
Note		
The rated voltage for cartridge fuse holders is 250 V and the rated impulse voltage 4 kV.		

Accessories

Pluggable cross-connection	
	2-pole
	4-pole
End plate / Partition plate	
	dark beige
Screwdriver	
	Standard
G25 with indicator / imperial (inch) fuse	
	4.00 A fast / 10 A
Identification systems	

Type	current	Qty.	Order No.
ZQS 2.5/2	10 A	20	1633200000
ZQS 2.5/4	10 A	20	1633220000
ZAP TNHE/ZSI2.5		25	1610840000
SDIS SL 0.6X3.5X100		1	1274660000
GZ 10.0A/F		10	1460640000
DEK 5/5 MC NE WS		1000	1609801044
WS 10/5 MC NE WS		720	1635000000

Type	Order No.
ZSI 2.5/2 500AC	1616460000

Arrangement	Applications			
	Only short-circuit protection		Overload and short-circuit protection	
	T _A max.	Nominal values	T _A max.	Nominal values
Individual	46 °C	4.0 W / 10.0 A	40 °C	2.5 W / 2.5 A
In combination	72 °C	2.5 W / 2.5 A	29 °C	2.5 W / 2.5 A

For detailed information on other accessories and application in the online catalogue

Status display using a bi-directional LED. With use of inch fuse cartridges.



Spring connection with tension clamp technology (Z-Series)

Fuse terminal blocks

ZSI 2.5/2 LED


2.5 mm²

For imperial fuses



Width/Height/Depth	mm
max. current / max. cond. cross-section	A/mm ²
Max. clamping range	mm ²

11.9 x 79.5 x 73
12 / 4
0.13...4



Technical data

Rated data	
Rated voltage to adjoining terminal	V
Rated current	A
for wire cross-section	mm ²
Rated impulse withstand voltage / Pollution severity	
UL 94 flammability rating	
Approvals	
Clamped conductors (H05V/H07V)	
Solid / Stranded	mm ²
Flexible / Flexible with ferrule	mm ²
Blade size	

IEC 60947-7-3

IEC	UL	CSA	EN 60079-7
500			
12			
2.5	AWG 26...12	AWG 26...12	
			6 kV / 3
			V-0

CE ENEC IEC K220 2016 VDE

Rated connection

0.5...4
0.5...4 / 0.5...2.5
0.6 x 3.5 mm

Max. power loss (1.6 W) at the cartridge fuse limits the rated current.

Note

Ordering data

Version	
	10-36 V AC/DC, with LED
	30-70 V AC/DC, with LED
	60-150 V AC/DC, with LED
	140-250 V AC/DC, with LED

Note

Type	Qty.	Order No.
ZSI 2.5/2/LD 28AC	10	1616470000
ZSI 2.5/2/LD 60AC	10	1616480000
ZSI 2.5/2/LD 120AC	10	1616490000
ZSI 2.5/2/LD 250AC	10	1616500000

The rated voltage for cartridge fuse holders is 250 V and the rated impulse voltage 4 kV.

Accessories

Pluggable cross-connection	
	2-pole
	4-pole
End plate / Partition plate	
	dark beige
Screwdriver	
	Standard
G25 with indicator / imperial (inch) fuse	
	4.00 A fast / 10 A
Identification systems	

Type	current	Qty.	Order No.
ZQS 2.5/2	10 A	20	1633200000
ZQS 2.5/4	10 A	20	1633220000
ZAP TNHE/ZSI2.5			
		25	1610840000
SDIS SL 0.6X3.5X100			
		1	1274660000
GZ 10.0A			
		10	0293900000
DEK 5/5 MC NE WS			
		1000	1609801044
WS 10/5 MC NE WS			
		720	1635000000

For detailed information on other accessories and application in the online catalogue

Status display using a bi-directional LED. With use of inch fuse cartridges.





Spring connection with tension clamp technology (Z-Series)

Fuse terminal blocks



ZSI 2.5 2x2 AN

2.5 mm²

For metric fuses 5 x 20



ZSI 2.5 2x2 AN

2.5 mm²

For metric fuses 5 x 25



Width/Height/Depth	mm
max. current / max. cond. cross-section	A/mm ²
Max. clamping range	mm ²

12.2 x 68 x 55	
10 / 4	
0.13...4	

12.2 x 68 x 55	
10 / 4	
0.13...4	

Technical data

Rated data	
Rated voltage to adjoining terminal	V
Rated current	A
for wire cross-section	mm ²
Rated impulse withstand voltage / Pollution severity	
UL 94 flammability rating	
Approvals	
Clamped conductors (H05V/H07V)	
Solid / Stranded	mm ²
Flexible / Flexible with ferrule	mm ²
Blade size	
Note	

IEC 60947-7-3

IEC	UL	CSA	EN 60079-7
500	300 (C)	300 (C)	
10	10	10	
2.5	AWG 26...12	AWG 26...12	
4 kV / 3			
V-0			

CE

Rated connection	
Solid / Stranded	mm ²
Flexible / Flexible with ferrule	mm ²
Blade size	

The rated voltage of the fuse must not be exceeded. According to UL & CSA 600 V / 5 A.

IEC 60947-7-3

IEC	UL	CSA	EN 60079-7
500	300 (C)	300 (C)	
10	10	10	
2.5	AWG 26...12	AWG 26...12	
4 kV / 3			
V-0			

CE

Rated connection	
Solid / Stranded	mm ²
Flexible / Flexible with ferrule	mm ²
Blade size	

The rated voltage of the fuse must not be exceeded. UL & CSA D = 600 V / 5 A

Ordering data

Version	500 V AC/DC, without LED
Note	

Type	Qty.	Order No.
ZSI 2.5-2/2X2AN/G20	20	1826050000

G 20 = G cartridge fuse 5 x 20 / G 25 = G cartridge fuse 5 x 25
G 25 LED versions on request

Type	Qty.	Order No.
ZSI 2.5-2/2X2AN/G25	20	1826200000

G 20 = G-fuse cartridge 5 x 20 / G 25 = G-fuse cartridge 5 x 25
G25 LED types on request

Accessories

Pluggable cross-connection	2-pole
End plate / Partition plate	End plate, Wemid
Screwdriver	Standard
G-fuse cartridge, 5 x 20 mm (IEC 60127-2)	0.25 A fast 0.50 A fast 1.00 A fast 2.00 A fast
Identification systems	
G25 with indicator / imperial (inch) fuse	0.50 A medium slow / 2 A 1.00 A medium slow / 3 A 2.00 A fast / 5 A 4.00 A fast / 10 A

Type	current	Qty.	Order No.
ZQV 4/2 GE	32 A	60	1608950000
ZAP ZDU6-2 SW		50	1814710000
SDIS SL 0.6X3.5X100		1	1274660000
G 20/0.25A/F		10	0430500000
G 20/0.50A/F		10	0430600000
G 20/1.00A/F		10	0430700000
G 20/2.00A/F		10	0430900000
DEK 5/5 MC NE WS		1000	1609801044
WS 10/5 MC NE WS		720	1635000000

Type	current	Qty.	Order No.
ZQV 4/2 GE	32 A	60	1608950000
ZAP ZDU6-2 SW		50	1814710000
SDS 0.6X3.5X100		1	9008330000
G 25/0.50A/M WS		10	0510300000
G 25/1.00A/M RT		10	0265800000
G 25/2.00A/F BL		10	0192700000
G 25/4.00A/F BR		10	0192800000
WS 10/5 MC NE WS		720	1635000000

For detailed information on other accessories and application in the online catalogue

ZSI 2.5-2

Overload and short-circuit protection

ZSI 2.5-2 / G20

Type	Order No.
ZSI 2.5-2/2X2AN/G20	1826050000
ZSI 2.5-2/2X2AN/G20/GL	1826030000

Arrangement	Applications			
	Only short-circuit protection		Overload and short-circuit protection	
	T _a max.	Nominal values	T _a max.	Nominal values
Individual			39 °C	2.5 W / 6.3 A
In combination			41 °C	1.6 W / 6.3 A

ZSI 2.5-2 / G25

Type	Order No.
ZSI 2.5-2/2X2AN/G25	1826200000
ZSI 2.5-2/2X2AN/G25/GL	1826090000

Arrangement	Applications			
	Only short-circuit protection		Overload and short-circuit protection	
	T _a max.	Nominal values	T _a max.	Nominal values
Individual	60 °C			
In combination	47 °C			



Spring connection with tension clamp technology (Z-Series)

Fuse terminal blocks

ZSI 2.5 2x2 AN LED

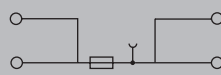
2.5 mm²

For metric fuses 5 x 20



Width/Height/Depth	mm
max. current / max. cond. cross-section	A/mm ²
Max. clamping range	mm ²

12.2 x 68 x 55
10 / 4
0.13...4



Technical data

Rated data	
Rated voltage to adjoining terminal	V
Rated current	A
for wire cross-section	mm ²
Rated impulse withstand voltage / Pollution severity	
UL 94 flammability rating	
Approvals	
Clamped conductors (H05V/H07V)	
Solid / Stranded	mm ²
Flexible / Flexible with ferrule	mm ²
Blade size	

IEC 60947-7-3

IEC	UL	CSA	EN 60079-7
500	300 (C)		
10	10		
2.5	AWG 26...12	AWG 26...12	
			4 kV / 3
			V-0

CE

Rated connection

0.5...4
0.5...4 / 0.5...2.5
0.6 x 3.5 mm

The rated voltage of the fuse must not be exceeded. According to UL & CSA 600 V / 5 A.

Ordering data

Version	
	10-36 V AC/DC, with LED
	60-150 V AC/DC, with LED
	140-250 V AC/DC, with LED
Note	

Type	Qty.	Order No.
ZSI 2.5-2/2X2AN/G20/LD1	20	1867440000
ZSI 2.5-2/2X2AN/G20/LD3	20	1867420000
ZSI 2.5-2/2X2AN/G20/LD4	20	1879730000

G 20 = G cartridge fuse 5 x 20 / G 25 = G cartridge fuse 5 x 25
 G 25 LED versions on request

Accessories

Pluggable cross-connection	
	2-pole
End plate / Partition plate	
	End plate, Wemid
Screwdriver	
	Standard
G-fuse cartridge, 5 x 20 mm (IEC 60127-2)	
	0.25 A fast
	0.50 A fast
	1.00 A fast
	2.00 A fast
Identification systems	

Type	current	Qty.	Order No.
ZQV 4/2 GE	32 A	60	1608950000
ZAP ZDU6-2 SW		50	1814710000
SDIS SL 0.6X3.5X100		1	1274660000
G 20/0.25A/F		10	0430500000
G 20/0.50A/F		10	0430600000
G 20/1.00A/F		10	0430700000
G 20/2.00A/F		10	0430900000
DEK 5/5 MC NE WS		1000	1609801044
WS 10/5 MC NE WS		720	1635000000

For detailed information on other accessories and application in the online catalogue





Spring connection with tension clamp technology (Z-Series)

Fuse terminal blocks

ZSI 6-2

6 mm²

For metric fuses 5 x 20



Width/Height/Depth	mm
max. current / max. cond. cross-section	A/mm ²
Max. clamping range	mm ²

12.2 x 68 x 55	
10 / 10	
0.13...10	

Technical data

Rated data	
Rated voltage to adjoining terminal	V
Rated current	A
for wire cross-section	mm ²
Rated impulse withstand voltage / Pollution severity	
UL 94 flammability rating	
Approvals	
Clamped conductors (H05V/H07V)	
Solid / Stranded	mm ²
Flexible / Flexible with ferrule	mm ²
Blade size	
Note	

IEC 60947-7-3

IEC	UL	CSA	EN 60079-7
500	300 (C)	300 (C)	
10	10	10	
6	AWG 26...12	AWG 26...8	
4 kV / 3			
V-0			

CE

Rated connection	
0.5...10	0.5...4
0.5...10 / 0.5...6	0.5...4 / 0.5...2.5
0.6 x 3.5 mm	
The rated voltage of the fuse must not be exceeded. According to UL 600 V / 5 A. A 3 terminal points AWG 26-12, A 5 terminal points AWG 20-8.	

Ordering data

Version	
	500 V AC/DC, without LED
	10-36 V AC/DC, with LED
	140-250 V AC/DC, with LED
Note	

Type	Qty.	Order No.
ZSI 6-2 2X2.5/G20	20	1820930000
G 20 = G cartridge fuse 5 x 20 / G 25 = G cartridge fuse 5 x 25 G 25 LED versions on request		

Accessories

Pluggable cross-connection	
	2-pole
End plate / Partition plate	
	End plate, Wemid
Screwdriver	
	Standard
G-fuse cartridge, 5 x 20 mm (IEC 60127-2)	
	0.50 A fast
	1.00 A fast
	2.00 A fast
	0.25 A fast
G25 with indicator / imperial (inch) fuse	
	2.00 A fast / 5 A
	4.00 A fast / 10 A
	1.00 A medium slow / 3 A
	0.50 A medium slow / 2 A
Identification systems	
	DEK 5/5 MC NE WS
	WS 10/5 MC NE WS

Type	current	Qty.	Order No.
ZQV 4/2 GE	32 A	60	1608950000
ZAP ZDU6-2 SW		50	1814710000
SDIS SL 0.8X4.0X100		1	1274670000
G 20/0.50A/F		10	0430600000
G 20/1.00A/F		10	0430700000
G 20/2.00A/F		10	0430900000
G 20/0.25A/F		10	0430500000
DEK 5/5 MC NE WS		1000	1609801044
WS 10/5 MC NE WS		720	1635000000

For detailed information on other accessories and application in the online catalogue

ZSI 6-2

Overload and short-circuit protection

ZSI 6-2 2x2.5 / G20

Type	Order No.
ZSI 6-2 2X2.5/G20	1820930000
ZSI 6-2 2X2.5/G20/GL	1820860000

Arrangement	Applications			
	Only short-circuit protection		Overload and short-circuit protection	
	T _A max.	Nominal values	T _A max.	Nominal values
Individual			37 °C	2.5 W / 6.3 A
In combination			40 °C	1.6 W / 6.3 A

ZSI 6 2x2.5 / G25

Type	Order No.
ZSI 6-2 2X2.5/G25	1820950000
ZSI 6-2 2X2.5/G25/GL	1820940000

Arrangement	Applications			
	Only short-circuit protection		Overload and short-circuit protection	
	T _A max.	Nominal values	T _A max.	Nominal values
Individual	60 °C			
In combination	47 °C			

For detailed information on other accessories and application in the online catalogue

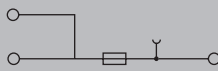
ZSI 6-2 2x2.5

6 mm²

For metric fuses 5 x 20 / 5 x 25



12.2 x 68 x 55
10 / 10
0.13...10



IEC 60947-7-3

IEC	UL	CSA	EN 60079-7
500	300 (C)	300 (C)	
10	10	10	
6	AWG 26...12	AWG 26...8	
4 kV / 3			
V-0			

CE

Rated connection

0.5...10	0.5...4
0.5...10 / 0.5...6	0.5...4 / 0.5...2.5
0.6 x 3.5 mm	

The rated voltage of the fuse must not be exceeded. Acc. to UL 600 V / 5 A. A3 terminal points AWG 26-12, A5 terminal points AWG 20-8

Width/Height/Depth	mm
max. current / max. cond. cross-section	A/mm ²
Max. clamping range	mm ²

Technical data

Rated data	
Rated voltage to adjoining terminal	V
Rated current	A
for wire cross-section	mm ²
Rated impulse withstand voltage / Pollution severity	
UL 94 flammability rating	
Approvals	

Clamped conductors (H05V/H07V)

Solid / Stranded	mm ²
Flexible / Flexible with ferrule	mm ²
Blade size	

Note

Ordering data

Version	
	500 V AC/DC, without LED
	10-36 V AC/DC, with LED
	140-250 V AC/DC, with LED
Note	

Accessories

Pluggable cross-connection	2-pole
End plate / Partition plate	End plate, Wemid
Screwdriver	Standard
G-fuse cartridge, 5 x 20 mm (IEC 60127-2)	0.50 A fast 1.00 A fast 2.00 A fast 0.25 A fast
G25 with indicator / imperial (inch) fuse	2.00 A fast / 5 A 4.00 A fast / 10 A 1.00 A medium slow / 3 A 0.50 A medium slow / 2 A
Identification systems	

For detailed information on other accessories and application in the online catalogue

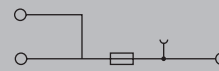
ZSI 6-2 LED

6 mm²

For metric fuses 5 x 20



12.2 x 68 x 55
10 / 10
0.13...10



IEC 60947-7-3

IEC	UL	CSA	EN 60079-7
500	300 (C)		
10	10		
6	AWG 26...12	AWG 20...8	
4 kV / 3			
V-0			

CE

Rated connection

0.5...10	0.5...4
0.5...10 / 0.5...6	0.5...4 / 0.5...2.5
0.6 x 3.5 mm	

The rated voltage of the fuse must not be exceeded. According to UL 600 V / 5 A. A3 terminal points AWG 26-12, A5 terminal points AWG 20-8.

Type	Qty.	Order No.
ZSI 6-2 2X2.5/G25	20	1820950000
G 20 = G-fuse cartridge 5 x 20 / G 25 = G-fuse cartridge 5 x 25 G25 LED types on request		

Type	Qty.	Order No.
ZSI 6-2 2X2.5/G20/LD1	20	1867500000
ZSI 6-2 2X2.5/G20/LD4	20	1879750000
G 20 = G cartridge fuse 5 x 20 / G 25 = G cartridge fuse 5 x 25 G 25 LED versions on request		

Type	current	Qty.	Order No.
ZQV 4/2 GE	32 A	60	1608950000
ZAP ZDU6-2 SW		50	1814710000
SDS 0.8X4.0X100		1	9008340000
G 20/0.50A/F		10	0430600000
G 20/1.00A/F		10	0430700000
G 20/2.00A/F		10	0430900000
G 20/0.25A/F		10	0430500000
G 25/2.00A/F BL		10	0192700000
G 25/4.00A/F BR		10	0192800000
G 25/1.00A/M RT		10	0265800000
G 25/0.50A/M WS		10	0510300000
DEK 5/5 MC NE WS		1000	1609801044
WS 10/5 MC NE WS		720	1635000000

Type	current	Qty.	Order No.
ZQV 4/2 GE	32 A	60	1608950000
ZAP ZDU6-2 SW		50	1814710000
SDIS SL 0.8X4.0X100		1	1274670000
G 20/0.50A/F		10	0430600000
G 20/1.00A/F		10	0430700000
G 20/2.00A/F		10	0430900000
G 20/0.25A/F		10	0430500000
DEK 5/5 MC NE WS		1000	1609801044
WS 10/5 MC NE WS		720	1635000000



Spring connection with tension clamp technology (Z-Series)

Fuse terminal blocks

ZSI 6-2/FC

6 mm²

For car fuses




ZSI 6-2/FC

Overload and short-circuit protection

Width/Height/Depth	mm
max. current / max. cond. cross-section	A/mm ²
Max. clamping range	mm ²

8.1 x 70 x 50
30 / 10
0.33...10



Technical data

Rated data	
Rated voltage to adjoining terminal	V
Rated current	A
for wire cross-section	mm ²
Rated impulse withstand voltage / Pollution severity	
UL 94 flammability rating	
Approvals	
Clamped conductors (H05V/H07V)	
Solid / Stranded	mm ²
Flexible / Flexible with ferrule	mm ²
Blade size	
Note	

DIN 72581-3, IEC 60947-7-3

IEC	UL	CSA	EN 60079-7
250	300 (C)	300 (C)	
30		25	
6	AWG 22...10	AWG 22...10	
			6 kV / 3
			V-0

CE, RoHS, REACH, VDE, TÜV

Rated connection	
0.5...10	
0.5...10 / 0.5...6	
4.0 x 0.8 mm	
Note	
Fuse continuous current max. 80 % IN.	

Ordering data

Version	
500 V AC/DC, without LED	
10-36 V AC/DC, with LED	
Note	

Type	Qty.	Order No.
ZSI 6-2/FC	25	1814690000
ZSI 6-2/FC LD	25	1814700000
Note		
Automotive fuses are not available from Weidmüller.		

Accessories

Pluggable cross-connection	
2-pole	
4-pole	
End plate / Partition plate	
End plate, Wemid	
Screwdriver	
Standard	
Identification systems	

Type	current	Qty.	Order No.
ZQV 6/2 GE	41 A	60	1627850000
ZQV 6/4 GE	41 A	60	1627870000
ZAP ZDU6-2 SW		50	1814710000
SDIS SL 0.8X4.0X100		1	1274670000
DEK 5/6 MC NE WS		1000	1609820000
WS 12/6 MC NE WS		600	1609900000

Type	Order No.
ZSI 6-2/FC	1814690000

Arrangement	Applications			
	Only short-circuit protection		Overload	
	T _A max.	Nominal values	T _A max.	Nominal values
Individual	24 °C	3,0 W / 30 A	*	*
In combination	28 °C	1,90 W / 24 A (30 A)**	*	*

*) Values not available
 **) According to information from the manufacturer, the rated value of the fuse must be reduced to 80 % of the nominal value of the fuse. The permitted power loss is limited by the surface temperature of the fuse.
 => The 30 A fuse can be loaded to a maximum 24 A

For detailed information on other accessories and application in the online catalogue

Status display using a bi-directional LED. With use of Pudenz fuses.

Especially suitable for utility vehicles in combination with standard car fuses and thermal circuit breakers.

- Simple fuse protection for the plant or facility
- Simplifies the wiring by using ZQV cross-connections
- Simple distribution of potentials
- Vibration-proof
- Optimised wire insertion to connect short-circuit proof cables
- Pluggable solution for ETA circuit breaker (Typ 1170) or alternatively car fuses

Width/Length/Height with TS35x7.5	mm
Insulating stripping length	mm

Technical data

Rated data	
Rated voltage to adjoining terminal	V
Rated current	A
Rated cross-section	mm ²
Approvals	
Other technical data	
Clamped conductors	
solid H07V-U	mm ²
stranded H07V-K	mm ²
„f“ with ferrule acc. DIN 46 228/1	mm ²
„f“ ferrules with plastic collar	mm ²
max. clamping range in mm ²	
gauge acc. to IEC 60 947-1	Size

Note


Ordering data

Note

Accessories

Pluggable cross-connection	
	2-pole
	3-pole
	4-pole
End plate / partition	
	ZAP black Wemid
Screwdriver	
	SD acc. to DIN 5264-A

Circuit breaker ETA and car fuses*	
Rated voltage	
Rated current	A
Switching capacity	A
Protection	IP
Rated current circuit breaker	A




Marking systems (see assortment in catalogue 7)
Marking tags

***) Note:**
not possible to order from Weidmüller

ZSI 2x6/4x2.5 FC

6/2.5 mm²

Circuit breaker ETA 1170
28 V DC



16 / 93 / 47.5	
10	

IEC	UL	CSA
500		
57		
2.5	AWG 26...12	AWG 26...12
6	AWG 20...8	AWG 20...8
	in work	in work
Output	Input	
0.5...4	0.5...10	
0.5...4	0.5...10	
0.5...2.5	0.5...6	
0.5...2.5	0.5...6	
0.08...4	0.21...10	

The maximum load of the single circuit breakers shouldn't be exceeded.

Type	Qty.	Order No.
ZSI 2x6/4x2.5 FC	10	1058520000

Type	Current	Qty.	Order No.
ZQV 6/2 GE	41 A	60	1627850000
ZAP ZSI2x6/4x2.5		50	1059310000
SD 0.6x3.5		1	9008330000
SD 0.8x4		1	9008340000

Circuit breaker 1170			
28 V DC			
3...25			
400			
40			

Circuit breaker 1170		
	Colour	Order No.
3	violet	1278730000
4	pink	1278740000
5	orange	1278750000
6	green	1278760000
7.5	brown	1278770000
8	yellow	1278780000
10	red	1278790000
15	blue	1278810000
20	yellow	1278820000
25	white	1278830000

Marking systems (see assortment in catalogue 7)
Marking tags

***) Note:**
not possible to order from Weidmüller

ZSI 2X6/4X2.5 FC / ZSI 2X6/4X2.5

Overload and short-circuit protection

Type	Order No.
ZSI 2X6/4X2.5 FC	1058520000

Arrangement	Applications			
	ETA fuse		Automotive fuse	
	T _A max.	Nominal values	T _A max.	Nominal values
Individual	24 °C	1.68 W / 20 A (25 A)*	45 °C	1.9 W / 24 A (30 A)**
In combination	24 °C	1.68 W / 20 A (25 A)*	35 °C	1.9 W / 24 A (30 A)**

***)** ETA circuit breakers 1170
According to information from the manufacturer, the rated value of the fuse must be reduced to 80 % of the nominal value of the fuse. The permitted power loss is limited by the surface temperature of the fuse.
⇒ The 25 A fuse can be loaded to a maximum 20 A

****)** Automotive fuses in accordance with DIN 41576
According to information from the manufacturer, the rated value of the fuse must be reduced to 80 % of the nominal value of the fuse. The permitted power loss is limited by the surface temperature of the fuse.
⇒ The 30 A fuse can be loaded to a maximum 24 A



Spring connection with tension clamp technology (Z-Series)

Fuse terminal blocks

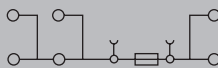

Especially suitable for utility vehicles in combination with standard car fuses and thermal circuit breakers.

- Simple fuse protection for the plant or facility
- Simplifies the wiring by using ZQV cross-connections
- Simple distribution of potentials
- Vibration-proof
- Optimised wire insertion to connect short-circuit proof cables
- Pluggable solution for ETA circuit breaker (Typ 1180)

ZSI 2x6/4x2.5

6/2.5 mm²

Circuit breaker ETA 1180
65 V DC / 250 V AC



ZSI 2X6/4X2.5 FC / ZSI 2X6/4X2.5

Overload and short-circuit protection

Width/Length/Height with TS35x7.5	mm
Insulating stripping length	mm

Technical data

Rated data	
Rated voltage to adjoining terminal	V
Rated current	A
Rated cross-section	mm ²
Approvals	
Other technical data	
Clamped conductors	
solid H07V-U	mm ²
stranded H07V-K	mm ²
„f“ with ferrule acc. DIN 46 228/1	mm ²
„f“ ferrules with plastic collar	mm ²
max. clamping range in mm ²	
gauge acc. to IEC 60 947-1	Size

Note

IEC	UL	CSA
500		
57		
2.5	AWG 26...12	AWG 26...12
6	AWG 20...8	AWG 20...8
	in work	in work
Output	Input	
0.5...4	0.5...10	
0.5...4	0.5...10	
0.5...2.5	0.5...6	
0.5...2.5	0.5...6	
0.08...4	0.21...10	

The maximum load of the single circuit breakers shouldn't be exceeded.

Ordering data

Type	Qty.	Order No.
ZSI 2x6/4x2.5	10	1265990000

Note

Accessories

Pluggable cross-connection	
	2-pole
	3-pole
	4-pole
End plate / partition	
	ZAP black Wemid
Screwdriver	
	SD acc. to DIN 5264-A
Circuit breaker ETA and car fuses*	
Rated voltage	
Rated current	A
Switching capacity	A
Protection	IP
Rated current circuit breaker	A

ETA 1180

ETA 1170



Marking systems (see assortment in catalogue 7)

Marking tags

*) Note:
not possible to order from Weidmüller

Type	Strom	Qty.	Order No.
ZQV 6/2 GE	41 A	60	1627850000
Circuit breaker 1180			
65 V DC / 250 V AC			
0.1...10			
400			
40			
Circuit breaker 1180			
	Order No.		Order No.
0.1	1278840000	2	1278970000
0.2	1278850000	2.5	1278980000
0.25	1278860000	3	1278990000
0.3	1278870000	3.5	1279010000
0.4	1278880000	4	1279020000
0.5	1278910000	5	1279030000
0.6	1278920000	6	1279040000
0.7	1278930000	7	1279050000
0.8	1278940000	8	1279060000
1	1278950000	10	1279070000
1.5	1278960000		

DEK 5/5 MC

Type	Order No.
ZSI 2X6/4X2.5	1265990000

Arrangement	Applications			
	ETA fuse		Automotive fuse	
	T _A max.	Nominal values	T _A max.	Nominal values
Individual	24 °C	1.68 W / 20 A (25 A)*	45 °C	1.9 W / 24 A (30 A)**
In combination	24 °C	1.68 W / 20 A (25 A)*	35 °C	1.9 W / 24 A (30 A)**

*) ETA circuit breakers 1170
According to information from the manufacturer, the rated value of the fuse must be reduced to 80 % of the nominal value of the fuse. The permitted power loss is limited by the surface temperature of the fuse.
⇒ The 25 A fuse can be loaded to a maximum 20 A

**) Automotive fuses in accordance with DIN 41576
According to information from the manufacturer, the rated value of the fuse must be reduced to 80 % of the nominal value of the fuse. The permitted power loss is limited by the surface temperature of the fuse.
⇒ The 30 A fuse can be loaded to a maximum 24 A

Fuse cartridges and gauge rings for Weidmüller fuse terminal blocks

Fuse cartridges

for terminal type:
PSI 6/10
WSI 4
WSI 6
AFS 4 2C BK
PSI 6/10 SW
ZSI 2.5
ZSI 2.5-2/2X2AN/G20
ZSI 6-2 2X2.5/G20
KDKS 1/35 DB



Ordering data

G-type fuse cartridges 5 x 20 without indicator in accordance with IEC 60127-2 (VDE 0820 T.2 B1) ¹⁾						
Size (mm)	Rated current	Characteristics	Type	Qty.	Order No.	
	0.1	quick-acting	G 20/0.10A/F	10	0430300000	
	0.2	quick-acting	G 20/0.20A/F	10	0430400000	
Cartridge fuse	G-Si. 5 x 20	0.25	quick-acting	G 20/0.25A/F	10	0430500000
Rated breaking capacity	1.5 kA	0.5	quick-acting	G 20/0.50A/F	10	0430600000
	0.63	quick-acting	G 20/0.63A/F	10	0439000000	
	1	quick-acting	G 20/1.00A/F	10	0430700000	
	1.6	quick-acting	G 20/1.60A/F	10	0430800000	
	2	quick-acting	G 20/2.00A/F	10	0430900000	
	2.5	quick-acting	G 20/2.50A/F	10	0431000000	
	3.15	quick-acting	G 20/3.15A/F	10	0431100000	
	4	quick-acting	G 20/4.00A/F	10	0431200000	
	5	quick-acting	G 20/5.00A/F	10	0431300000	
	6.3	quick-acting	G 20/6.30A/F	10	0431400000	

(M) = medium time-lag; (F) = quick-acting

Fuse cartridges

for terminal type:
WSI 6



Ordering data

G-type fuse cartridges 5 x 25 with code in acc. with DIN 41576 ¹⁾						
Size (mm)	Rated current	Characteristics	Type	Qty.	Order No.	
	0.25	medium time-lag	G 25/0.25A/M GE	10	0546900000	
	0.5	medium time-lag	G 25/0.50A/M WS	10	0510300000	
Cartridge fuse	G-Si. 5 x 25	0.8	medium time-lag	G 25/0.80A/M GR	10	0646400000
Rated breaking capacity	80 A	1	medium time-lag	G 25/1.00A/M RT	10	0265800000
	2	quick-acting	G 25/2.00A/F BL	10	0192700000	
	4	quick-acting	G 25/4.00A/F BR	10	0192800000	
	6.3	quick-acting	G 25/6.30A/F GN	10	0192900000	
	10	medium time-lag	G 25/10.0A/M RT	10	0193100000	

(M) = medium time-lag; (F) = quick-acting

Fuse cartridges

for terminal type:
WSI 4/2
WSI 6/2 GZ/DEF63



Ordering data

Fuse cartridges 1¼" x ¼" without indicator in acc. with BS 88						
Size (mm)	Rated current	Characteristics	Type	Qty.	Order No.	
	0.5	quick-acting	GZ 0.5A/F	10	1460580000	
	1	quick-acting	GZ 1.0A/F	10	1460590000	
Cartridge fuse	G-Si. 6.3 x 32	2	quick-acting	GZ 2.0A/F	10	1460600000
Rated breaking capacity	50 kA	3	quick-acting	GZ 3.0A/F	10	1460610000
	5	quick-acting	GZ 5.0A/F	10	1460620000	
	7	quick-acting	GZ 7.0A/F	10	1460630000	
	10	quick-acting	GZ 10.0A/F	10	1460640000	
	12.5	quick-acting	GZ 12.5A/F	10	1460650000	

(M) = medium time-lag; (F) = quick-acting

Note: 1) The company SIBA supplies G-type cartridge fuses, 5 x 25 with indicator, also in marine engineering version for 450 V~.



Spring connection with tension clamp technology (Z-Series)


Test-disconnect terminal blocks



ZTR 2.5

2.5 mm²

Two connections



5.1 x 59.5 x 38.5
20 / 4
0.05...4



IEC 60947-7-1

IEC	UL	CSA	EN 60079-7
500	600	600	
20	20	20	
2.5	AWG 30...12	AWG 30...12	
6 kV / 3			
A3 / V-0			

CE

Rated connection

0.5...4
0.5...4 / 0.5...2.5


10 / 0.6 x 3.5 mm

2.5 mm² flexible wires with wire-end ferrules are crimped with the Weidmüller PZ 6/5 crimping tool.


ZTR 2.5/3AN

2.5 mm²

Three connections



5.1 x 79.5 x 38.5
20 / 4
0.05...4



IEC 60947-7-1

IEC	UL	CSA	EN 60079-7
500	600	300	
20	20	10	
2.5	AWG 30...12	AWG 26...12	
6 kV / 3			
A3 / V-0			

CE

Rated connection

0.5...4
0.5...4 / 0.5...2.5

10 / 0.6 x 3.5 mm

2.5 mm² flexible wires with wire-end ferrules are crimped with the Weidmüller PZ 6/5 crimping tool.

Width/Height/Depth	mm
max. current / max. cond. cross-section	A/mm ²
Max. clamping range	mm ²

Technical data

Rated data	
Rated voltage of feed-through terminal	V
Rated current	A
for wire cross-section	mm ²
Rated impulse withstand voltage / Pollution severity	
Gauge to IEC 60947-1 / UL 94 flammability rating	
Number of operating cycles	
Approvals	
Clamped conductors (H05V/H07V)	
Solid / Stranded	mm ²
Flexible / Flexible with ferrule	mm ²
Twin wire-end ferrule	-
Stripping length / Blade size	mm/-
Note	

Ordering data

Version	
	dark beige
	blue
Note	

Accessories

Pluggable cross-connection	
	2-pole
	4-pole
	10-pole
End plate / Partition plate	
	dark beige
End bracket	
	dark beige
Screwdriver	
	Standard
Testing / Checking	
	Test plug
Holder for cartridge fuse 5 x 20 mm	
	400 V AC/DC, without LED
	10 - 36 V AC/DC, red LED
	140 - 250 V AC/DC, red LED
Module connector (max. 250 V)	
	without fittings
	with wire jumper
	With 1N4007 diode
Test adapter	
	Standard
	With spigot
Disconnect plug	
	removable, as replacement for release lever
Identification systems	

Type	Qty.	Order No.
ZTR 2.5	100	1831280000
ZTR 2.5 BL	100	8731710000

Type	current	Qty.	Order No.
ZQV 2.5/2		60	1608860000
ZQV 2.5/10	24 A	20	1608940000
ZAP/TW 1		50	1608740000
ZEW 35		20	9540000000
SDIS SL 0.6X3.5X100		1	1274660000
PS 2.3 RT		20	0180400000
SIHA 3/G20		25	7921560000
SIHA 3/G20/LD 10-36V		25	7921570000
SIHA 3/G20/LD 140-250V		25	7921600000
BEST		50	1833100000
BEST/DRBR		50	1878570000
BEST/D		50	1878560000
ZTA 1		25	1609040000
ZTA 1/ZA		25	1609050000
TNST		50	1833090000
DEK 5/5 MC NE WS		1000	1609801044
WS 10/5 MC NE WS		720	1635000000
DEK 5/5 MM WS		800	2007110000
WS 8/5 MM WS		800	2007150000

If the disconnect lever is replaced by the SIHA 3, a fused terminal is created.

Type	Qty.	Order No.
ZTR 2.5/3AN	100	8731720000
ZTR 2.5/3AN BL	100	8731730000

Type	current	Qty.	Order No.
ZQV 2.5/2		60	1608860000
ZQV 2.5/10	24 A	20	1608940000
ZAP/TW 3		50	1608800000
ZEW 35		20	9540000000
SDIS SL 0.6X3.5X100		1	1274660000
PS 2.3 RT		20	0180400000
SIHA 3/G20		25	7921560000
SIHA 3/G20/LD 10-36V		25	7921570000
SIHA 3/G20/LD 140-250V		25	7921600000
BEST		50	1833100000
BEST/DRBR		50	1878570000
BEST/D		50	1878560000
ZTA 1		25	1609040000
ZTA 1/ZA		25	1609050000
TNST		50	1833090000
DEK 5/5 MC NE WS		1000	1609801044
WS 10/5 MC NE WS		720	1635000000
DEK 5/5 MM WS		800	2007110000
WS 8/5 MM WS		800	2007150000


If the disconnect lever is replaced by the SIHA 3, a fused terminal is created.

For detailed information on other accessories and application in the online catalogue

ZTR 2.5/4AN

2.5 mm²

Four connections



5.1 x 82.5 x 38.5
16 / 2.5
0.05...2.5



IEC 60947-7-1

IEC	UL	CSA	EN 60079-7
400	300	300	
16	10	10	
2.5	AWG 30...12	AWG 26...12	
6 kV / 3			
A2 / V-0			

CE ENEKUL

Rated connection

0.5...2.5
0.5...2.5 / 0.5...1.5

10 / 0.6 x 3.5 mm

2.5 mm² flexible wires with wire-end ferrules are crimped with the Weidmüller PZ 6/5 crimping tool.

Type	Qty.	Order No.
ZTR 2.5/4AN	100	7920900000
ZTR 2.5/4AN BL	100	7920930000


Type	current	Qty.	Order No.
ZQV 2.5/2		60	1608860000
ZQV 2.5/10	24 A	20	1608940000
ZAP/TW 3		50	1608800000
ZEW 35		20	9540000000
SDIS SL 0.6X3.5X100		1	1274660000
PS 2.3 RT		20	0180400000
SIHA 3/G20		25	7921560000
SIHA 3/G20/LD 10-36V		25	7921570000
SIHA 3/G20/LD 140-250V		25	7921600000
BEST		50	1833100000
BEST/DRBR		50	1878570000
BEST/D		50	1878560000
TNST		50	1833090000
DEK 5/5 MC NE WS		1000	1609801044
WS 10/5 M MC NE WS		720	1792000000
DEK 5/5 MM WS		800	2007110000
WS 8/5 MM WS		800	2007150000

If the disconnect lever is replaced by the SIHA 3, a fused terminal is created.

ZTR 2.5-2

2.5 mm²

Two connections



5.1 x 50.5 x 43.5
21 / 2.5
0.13...2.5



IEC 60947-7-1

IEC	UL	CSA	EN 60079-7
400	300	300	
10	10	10	
2.5	AWG 26...12	AWG 26...12	
6 kV / 3			
A2 / V-0			

CE ENEKUL

Rated connection

0.5...2.5
0.5...2.5 / 0.5...1.5

10 / 0.6 x 3.5 mm

2.5 mm² flexible wires with wire-end ferrules are crimped with the Weidmüller PZ 6/5 crimping tool.

Type	Qty.	Order No.
ZTR 2.5-2	100	1779010000
ZTR 2.5-2 BL	100	1779120000

Type	current	Qty.	Order No.
ZQV 2.5/2		60	1608860000
ZQV 2.5/10	24 A	20	1608940000
ZAP/TW7		50	1706110000
ZEW 35		20	9540000000
SDIS SL 0.6X3.5X100		1	1274660000
SIHA 3/G20		25	7921560000
SIHA 3/G20/LD 10-36V		25	7921570000
SIHA 3/G20/LD 140-250V		25	7921600000
BEST		50	1833100000
BEST/DRBR		50	1878570000
BEST/D		50	1878560000
TNST		50	1833090000
DEK 5/5 MC NE WS		1000	1609801044
WS 14/5 MC NE WS		480	1768090000
DEK 5/5 MM WS		800	2007110000
WS 8/5 MM WS		800	2007150000

If the disconnect lever is replaced by the SIHA 2, a fused terminal is created.

ZTR 6-2

6 mm²

Two connections



8.1 x 70 x 50
32 / 10
0.05...10



IEC 60947-7-1

IEC	UL	CSA	EN 60079-7
690	300		
32	25		
6	AWG 22...8		
8 kV / 3			
A5 / V-0			

CE ENEKUL

Rated connection

0.5...10 / 0.5...6
0.5...6 / 0.5...6

12 / 0.6 x 3.5 mm

With plugged ZQV, 500 V and 6 kV. If the disconnect lever is replaced by an SIHA 3, the result is a fuse terminal.

Type	Qty.	Order No.
ZTR 6-2	50	1023830000

Type	current	Qty.	Order No.
ZQV 6/2 GE	41 A	60	1627850000
ZQV 6/4 GE	41 A	60	1627870000
ZAP ZDU6-2		50	1771440000
ZEW 35		20	9540000000
SDIS 0.6X3.5X100		1	9008390000
DEK 5/8 MC NE WS		800	1856740000
WS 12/6 MC NE WS		600	1609900000
DEK 5/5 MM WS		800	2007110000
WS 8/5 MM WS		800	2007150000

If the disconnect lever is replaced by the SIHA 2, a fused terminal is created.




Spring connection with tension clamp technology (Z-Series)

Test-disconnect terminal blocks

ZDTR 2.5

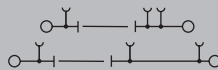
2.5 mm²

Four connections



Width/Height/Depth	mm
max. current / max. cond. cross-section	A/mm ²
Max. clamping range	mm ²

5.1 x 117 x 67
16 / 4
0.13...4



Technical data

Rated data	
Rated voltage of feed-through terminal	V
Rated current	A
for wire cross-section	mm ²
Rated impulse withstand voltage / Pollution severity	
Gauge to IEC 60947-1 / UL 94 flammability rating	
Number of operating cycles	
Approvals	
Clamped conductors (H05V/H07V)	
Solid / Stranded	mm ²
Flexible / Flexible with ferrule	mm ²
Twin wire-end ferrule	-
Stripping length / Blade size	mm/-

IEC 60947-7-1

IEC	UL	CSA	EN 60079-7
400	300	300	
16	10	10	
2.5	AWG 26...12	AWG 26...12	
6 kV / 3			
A2 / V-0			

CE

Rated connection	
0.5...4	
0.5...4 / 0.5...2.5	
10 / 0.6 x 3.5 mm	

2.5 mm² flexible wires with wire-end ferrules are crimped with the Weidmüller PZ 6/5 crimping tool.

Note

Ordering data

Version	
	dark beige
	blue
Note	

Type	Qty.	Order No.
ZDTR 2.5	20	1745400000
ZDTR 2.5 BL	20	1798330000

Accessories

Pluggable cross-connection	
	2-pole
	10-pole
End plate / Partition plate	
	dark beige
End bracket	
	dark beige
Screwdriver	
	Standard
Testing / Checking	
	Test plug
Holder for cartridge fuse 5 x 20 mm	
	10 - 36 V AC/DC, red LED
	140 - 250 V AC/DC, red LED
Identification systems	

Type	current	Qty.	Order No.
ZQV 2.5N/2 GE	24 A	60	1693800000
ZQV 2.5N/10 GE	24 A	20	1693880000
AP ZDTR2.5		20	1745420000
ZEW 35		20	9540000000
SDIS SL 0.6X3.5X100		1	1274660000
PS 2.3 RT		20	0180400000
SIHA 2/G20 10-36V		25	9543070000
SIHA 2/G20 140-250V		25	9537640000
DEK 5/5 MC NE WS		1000	1609801044
DEK 5/5 MM WS		800	2007110000
WS 8/5 MM WS		800	2007150000

For detailed information on other accessories and application in the online catalogue

If the disconnect lever is replaced by the SIHA 2 (only on the top level), a fused terminal is created.



WeiCoS pluggable terminal block system


Connecting prefabricated functional units with speed and versatility


Our pluggable terminal rails with tension-clamp connections enable you to change functional units in the electrical cabinet quickly and simply.

Modular and flexible connection systems are especially in demand where complete functional units have to be prefabricated or replaced. Here WeiCoS (Weidmüller Connection System) – pluggable terminal blocks – show their full strengths. Quickly mounted, fully factory testable functional units which are faster and easier to replace.

Reliable connection


Terminal rails and plugs have tension-clamp connections that separate the electrical and mechanical functions from each other. The steel tension clamps as well as the external plug contacts ensure optimum contact forces; the copper busbars, lower voltage drops.






Solid interlock

All the connectors can be locked securely to the base terminals using locking elements.




Power supply

Power is supplied using standard Z-series terminal blocks or with power supply terminals.



Simple operation

The parallel direction of wire entries and screwdriver operating direction means that you have a practical connection with the TOP connection system for which no special tools are needed. Test points are integrated.





Width/Height/Depth	mm
max. current / max. cond. cross-section	A/mm ²
Max. clamping range	mm ²

Technical data

Rated data	
Rated voltage	V
Max. voltage of clamp support & pluggable system	V
Rated current	A
for wire cross-section	mm ²
Rated impulse withstand voltage / Pollution severity	
Gauge to IEC 60947-1 / UL 94 flammability rating	
Approvals	
Clamped conductors (H05V/H07V)	
Solid / Stranded	mm ²
Flexible / Flexible with ferrule	mm ²
Stripping length / Blade size	mm/-

Note

Ordering data

	dark beige
	blue

Plug-in connector

Note

Accessories


Pluggable cross-connection	
	2-pole
	10-pole
End plate / Partition plate	
	dark beige
	Orange
Test adapter	
	Standard
	With spigot
Miscellaneous accessories WeiCoS	
	Locking element
	Coding element
	Strain relief
Screwdriver	
	Standard
Identification systems	

For detailed information on other accessories and application in the online catalogue

ZT 2.5/2AN/1

2.5 mm²

1 tension clamp connection / 1 pluggable connection



5.1 x 58 x 34.5
24 / 4
0.13...4

IEC 61984, In accordance with IEC 60947-7-1

IEC	UL	CSA	EN 60079-7
500	300	300	
690			
24	20	20	
2.5	AWG 26...12		
	6 kV / 3		
	A2 / V-0		



Rated connection	Plug-in connection
0.5...4	
0.5...4 / 0.5...2.5	
10 / 0.6 x 3.5 mm	

2.5 mm² flexible wires with wire-end ferrules are crimped with the Weidmüller PZ 6/5 crimping tool. UL & CSA D = 600 V / 5 A

Type	Qty.	Order No.
ZT 2.5/2AN/1	50	1815070000
ZT 2.5/2AN/1 BL	50	1295550000

Type	Qty.	Order No.
ZP 2.5/1AN/QV/1	50	1815190000
ZP 2.5/1AN/QV/2	25	1815200000
ZP 2.5/1AN/QV/3	25	1815210000
ZP 2.5/1AN/QV/4	25	1815220000
ZP 2.5/1AN/QV/5	25	1815230000
ZP 2.5/1AN/QV/6	25	1815240000
ZP 2.5/1AN/QV/7	25	1815250000
ZP 2.5/1AN/QV/8	20	1815260000
ZP 2.5/1AN/QV/9	20	1815270000
ZP 2.5/1AN/QV/10	20	1815280000

Type	current	Qty.	Order No.
ZQV 2.5N/2 GE	24 A	60	1693800000
ZQV 2.5N/10 GE	24 A	20	1693880000

ZAP/TW ZT2.5/2AN	50	1816030000
ZAP/TW ZT2.5/2AN OR	50	1816040000

ZTA ZT2.5	25	1827080000
ZTA ZT2.5/ZA	25	1847600000

ZVR ZP2.5	25	1816130000
KOSF ZT2.5	50	1816150000
ZZE ZP2.5	25	1816140000


SDIS SL 0.6X3.5X100	1	1274660000
---------------------	---	------------

DEK 5/6 MC NE WS	1000	1609820000
WS 10/5 MC M SDR	144	1792010000
DEK 5/5 MM WS	800	2007110000
WS 8/5 MM WS	800	2007150000

ZT 2.5/3AN/1

2.5 mm²

2 tension clamp connections / 1 pluggable connection



5.1 x 71.5 x 34.5
24 / 4
0.13...4

IEC 61984, In accordance with IEC 60947-7-1

IEC	UL	CSA	EN 60079-7
500	300	300	
690			
24	20	20	
2.5	AWG 26...12		
	6 kV / 3		
	A2 / V-0		



Rated connection	Plug-in connection
0.5...4	
0.5...4 / 0.5...2.5	
10 / 0.6 x 3.5 mm	

2.5 mm² flexible wires with wire-end ferrules are crimped with the Weidmüller PZ 6/5 crimping tool. UL & CSA D = 600 V / 5 A

Type	Qty.	Order No.
ZT 2.5/3AN/1	50	1815090000
ZT 2.5/3AN/1 BL	50	1304720000

Type	Qty.	Order No.
ZP 2.5/1AN/QV/1	50	1815190000
ZP 2.5/1AN/QV/2	25	1815200000
ZP 2.5/1AN/QV/3	25	1815210000
ZP 2.5/1AN/QV/4	25	1815220000
ZP 2.5/1AN/QV/5	25	1815230000
ZP 2.5/1AN/QV/6	25	1815240000
ZP 2.5/1AN/QV/7	25	1815250000
ZP 2.5/1AN/QV/8	20	1815260000
ZP 2.5/1AN/QV/9	20	1815270000
ZP 2.5/1AN/QV/10	20	1815280000

Type	current	Qty.	Order No.
ZQV 2.5N/2 GE	24 A	60	1693800000
ZQV 2.5N/10 GE	24 A	20	1693880000

ZAP/TW ZT2.5/3AN	50	1816050000
------------------	----	------------

ZTA ZT2.5	25	1827080000
ZTA ZT2.5/ZA	25	1847600000

ZVR ZP2.5	25	1816130000
KOSF ZT2.5	50	1816150000
ZZE ZP2.5	25	1816140000


SDIS SL 0.6X3.5X100	1	1274660000
---------------------	---	------------

DEK 5/5 MC NE WS	1000	1609801044
WS 10/5 MC M SDR	144	1792010000
DEK 5/5 MM WS	800	2007110000
WS 8/5 MM WS	800	2007150000

ZT 2.5/4AN/2

2.5 mm²

2 tension clamp connections / 2 pluggable connections



5.1 x 93 x 34.5

24 / 4

0.13...4



IEC 61984, In accordance with IEC 60947-7-1

IEC	UL	CSA	EN 60079-7
500	300	300	
690			
24	20	20	
2.5	AWG 26...12		
6 kV / 3			
A2 / V-0			



Rated connection **Plug-in connection**

0.5...4

0.5...4 / 0.5...2.5


10 / 0.6 x 3.5 mm

2.5 mm² flexible wires with wire-end ferrules are crimped with the Weidmüller PZ 6/5 crimping tool. UL & CSA D = 600 V / 5 A

ZT 2.5/4AN/4

2.5 mm²

4 pluggable connections



5.1 x 85.5 x 34.5

24 /



IEC 61984, In accordance with IEC 60947-7-1

IEC	UL	CSA	EN 60079-7
500	300	300	
690			
24	20	20	
2.5	AWG 26...12		
6 kV / 3			
/ V-0			



Rated connection **Plug-in connection**

2.5 mm² flexible wires with wire-end ferrules are crimped with the Weidmüller PZ 6/5 crimping tool. UL & CSA D = 600 V / 5 A

Type	Qty.	Order No.
ZT 2.5/4AN/2	50	1815110000

Type	Qty.	Order No.
ZP 2.5/1AN/QV/1	50	1815190000
ZP 2.5/1AN/QV/2	25	1815200000
ZP 2.5/1AN/QV/3	25	1815210000
ZP 2.5/1AN/QV/4	25	1815220000
ZP 2.5/1AN/QV/5	25	1815230000
ZP 2.5/1AN/QV/6	25	1815240000
ZP 2.5/1AN/QV/7	25	1815250000
ZP 2.5/1AN/QV/8	20	1815260000
ZP 2.5/1AN/QV/9	20	1815270000
ZP 2.5/1AN/QV/10	20	1815280000

Type	Qty.	Order No.
ZT 2.5/4AN/4	50	1815130000

Type	Qty.	Order No.
ZP 2.5/1AN/1	50	1815430000
ZP 2.5/1AN/2	25	1815440000
ZP 2.5/1AN/3	25	1815450000
ZP 2.5/1AN/4	25	1815500000
ZP 2.5/1AN/5	25	1815510000
ZP 2.5/1AN/6	25	1815520000
ZP 2.5/1AN/7	25	1815530000
ZP 2.5/1AN/8	20	1815540000
ZP 2.5/1AN/9	20	1815550000
ZP 2.5/1AN/10	20	1815560000

Type	current	Qty.	Order No.
ZQV 2.5N/2 GE	24 A	60	1693800000
ZQV 2.5N/10 GE	24 A	20	1693880000
ZAP/TW ZT2.5/4AN/2		50	1816070000
ZAP/TW ZT2.5/4AN/2 OR		50	1816080000
ZTA ZT2.5		25	1827080000
ZTA ZT2.5/ZA		25	1847600000
ZVR ZP2.5		25	1816130000
KOSF ZT2.5		50	1816150000
ZZE ZP2.5		25	1816140000
SDIS SL 0.6X3.5X100		1	1274660000
DEK 5/5 MC NE WS		1000	1609801044
WS 10/5 MC M SDR		144	1792010000
DEK 5/5 MM WS		800	2007110000
WS 8/5 MM WS		800	2007150000

Type	current	Qty.	Order No.
ZQV 2.5N/2 GE	24 A	60	1693800000
ZQV 2.5N/10 GE	24 A	20	1693880000
ZAP/TW ZT2.5/4AN/4		50	1816090000
ZTA ZT2.5		25	1827080000
ZTA ZT2.5/ZA		25	1847600000
ZVR ZP2.5		25	1816130000
KOSF ZT2.5		50	1816150000
ZZE ZP2.5		25	1816140000
SDIS SL 0.6X3.5X100		1	1274660000
DEK 5/5 MC NE WS		1000	1609801044
WS 10/5 MC NE WS		720	1635000000
DEK 5/5 MM WS		800	2007110000
WS 8/5 MM WS		800	2007150000




Spring connection with tension clamp technology (Z-Series) Pluggable terminal blocks



ZT 4/2AN/1

4 mm²


1 tension clamp connection / 1 pluggable connection



ZT 4/4AN/2

4 mm²

2 tension clamp connections / 2 pluggable connections



Width/Height/Depth	mm
max. current / max. cond. cross-section	A/mm ²
Max. clamping range	mm ²

6.5 x 58 x 43
32 / 6
0.13...6

Technical data

Rated data	
Rated voltage	V
Max. voltage of clamp support & pluggable system	V
Rated current	A
for wire cross-section	mm ²
Rated impulse withstand voltage / Pollution severity	
Gauge to IEC 60947-1 / UL 94 flammability rating	
Approvals	
Clamped conductors (H05V/H07V)	
Solid / Stranded	mm ²
Flexible / Flexible with ferrule	mm ²
Stripping length / Blade size	mm/-
Note	

IEC 61984, In accordance with IEC 60947-7-1

IEC	UL	CSA	EN 60079-7
800	600	600	
800			
32	28	28	
4	AWG 26...10	AWG 26...10	
8 kV / 3			
A3 / V-0			

CE

Rated connection	Plug-in connection
0.5...6	
0.5...6 / 0.5...4	
12 / 0.6 x 3.5 mm	

CSA current and voltage, acc. to Gr. C

Ordering data

	dark beige
	blue
Plug-in connector	

Type	Qty.	Order No.
ZT 4/2AN/1	50	1854960000
ZT 4/2AN/1 BL	50	1312830000

Note

Accessories

Pluggable cross-connection	
	2-pole
End plate / Partition plate	
	dark beige
	Orange
Miscellaneous accessories WeiCoS	
	Locking element
	Coding element
	Strain relief
Screwdriver	
	Standard
Identification systems	

Type	current	Qty.	Order No.
ZQV 4/2 GE	32 A	60	1608950000
ZAP/TW ZT4/2AN		50	1855220000
ZAP/TW ZT4/2AN OR		50	1855230000
ZVR ZP4		25	1855250000
KOSF ZT4		50	1856860000
ZZE ZP4		25	1855260000
SDIS SL 0.6X3.5X100		1	1274660000
DEK 5/6 MC NE WS		1000	1609820000
WS 10/6 MC NE WS		600	1828450000
DEK 5/6 MM WS		600	2007120000
WS 8/6 MM WS		600	2007160000

For detailed information on other accessories and application in the online catalogue

6.5 x 100.5 x 43
32 / 6
0.13...6

IEC 61984, In accordance with IEC 60947-7-1

IEC	UL	CSA	EN 60079-7
800	600	600	
800			
32	28	28	
4	AWG 26...10	AWG 26...10	
8 kV / 3			
A3 / V-0			

CE

Rated connection	Plug-in connection
0.5...6	
0.5...6 / 0.5...4	
12 / 0.6 x 3.5 mm	

CSA current and voltage, acc. to Gr. C

Type	Qty.	Order No.
ZT 4/4AN/2	50	1848350000

Type	Qty.	Order No.
ZP 4/1AN/1	50	1848340000
ZP 4/1AN/2	25	1854990000
ZP 4/1AN/3	25	1855000000
ZP 4/1AN/4	25	1855010000
ZP 4/1AN/5	20	1855020000
ZP 4/1AN/6	20	1855030000
ZP 4/1AN/7	20	1855040000
ZP 4/1AN/8	20	1855050000
ZP 4/1AN/9	10	1855060000
ZP 4/1AN/10	10	1855070000


Type	current	Qty.	Order No.
ZQV 4/2 GE	32 A	60	1608950000
ZAP/TW ZT4/4AN/2		50	1848360000
ZVR ZP4		25	1855250000
KOSF ZT4		50	1856860000
ZZE ZP4		25	1855260000
SDIS SL 0.6X3.5X100		1	1274660000
DEK 5/6 MC NE WS		1000	1609820000
WS 10/6 MC NE WS		600	1828450000
DEK 5/6 MM WS		600	2007120000
WS 8/6 MM WS		600	2007160000



ZTPE 2.5/2AN/1

2.5 mm²

1 tension clamp connection / 1 pluggable connection



Width/Height/Depth	mm
max. current / max. cond. cross-section	-/mm ²
Max. clamping range	mm ²

5.1 x 58 x 34.5
/ 4
0.13...4

Technical data

Rated data	
Rated voltage	V
Max. voltage of clamp support & pluggable system	V
Rated short-time current	
for wire cross-section	mm ²
Rated impulse withstand voltage / Pollution severity	
Gauge to IEC 60947-1 / UL 94 flammability rating	
Approvals	
Clamped conductors (H05V/H07V)	
Solid / Stranded	mm ²
Flexible / Flexible with ferrule	mm ²
Stripping length / Blade size	mm/-

Note

Ordering data

Version	green/yellow
Note	

Accessories

End plate / Partition plate	
	dark beige
	Orange
Test adapter	
	Standard
	With spigot
Miscellaneous accessories WeiCoS	
	Locking element
	Coding element
	Strain relief
Screwdriver	
	Standard
Identification systems	

IEC 61984, In accordance with IEC 60947-7-1

IEC	UL	CSA	EN 60079-7
500		300	
690			
300 (2.5 mm ²)			
2.5	AWG 26...12		
/ 3			
A2 / V-0			

Rated connection		Plug-in connection	
0.5...4			
0.5...4 / 0.5...2.5			
10 / 0.6 x 3.5 mm			

2.5 mm² flexible wires with wire-end ferrules are crimped with the Weidmüller PZ 6/5 crimping tool.


Type	Qty.	Order No.
ZTPE 2.5/2AN/1	50	1815080000

Type	current	Qty.	Order No.
ZAP/TW ZT2.5/2AN		50	1816030000
ZAP/TW ZT2.5/2AN OR		50	1816040000
ZTA ZT2.5		25	1827080000
ZTA ZT2.5/ZA		25	1847600000
ZVR ZP2.5		25	1816130000
KOSF ZT2.5		50	1816150000
ZZE ZP2.5		25	1816140000
SDIS SL 0.6X3.5X100		1	1274660000
DEK 5/5 MC NE WS		1000	1609801044
WS 10/5 MC NE WS		720	1635000000
DEK 5/5 MM WS		800	2007110000
WS 8/5 MM WS		800	2007150000

ZTPE 2.5/3AN/1

2.5 mm²

2 tension clamp connections / 1 pluggable connection



5.1 x 71.5 x 34.5
/ 4
0.13...4

IEC 61984, In accordance with IEC 60947-7-1

IEC	UL	CSA	EN 60079-7
500		300	
690			
300 (2.5 mm ²)			
2.5	AWG 26...12		
/ 3			
A2 / V-0			

Rated connection		Plug-in connection	
0.5...4			
0.5...4 / 0.5...2.5			
10 / 0.6 x 3.5 mm			

2.5 mm² flexible wires with wire-end ferrules are crimped with the Weidmüller PZ 6/5 crimping tool.

Type	Qty.	Order No.
ZTPE 2.5/3AN/1	50	1815100000

Type	current	Qty.	Order No.
ZAP/TW ZT2.5/3AN		50	1816050000
ZTA ZT2.5		25	1827080000
ZTA ZT2.5/ZA		25	1847600000
ZVR ZP2.5		25	1816130000
KOSF ZT2.5		50	1816150000
ZZE ZP2.5		25	1816140000
SDIS SL 0.6X3.5X100		1	1274660000
DEK 5/5 MC NE WS		1000	1609801044
WS 10/5 MC NE WS		720	1635000000
DEK 5/5 MM WS		800	2007110000
WS 8/5 MM WS		800	2007150000

For detailed information on other accessories and application in the online catalogue

Spring connection with tension clamp technology (Z-Series)
Pluggable terminal blocks

Universal range


A



ZTPE 2.5/4AN/2

2.5 mm²


2 tension clamp connections / 2 pluggable connections



ZTPE 2.5/4AN/4

2.5 mm²

4 pluggable connections



Width/Height/Depth	mm
max. current / max. cond. cross-section	-/mm ²
Max. clamping range	mm ²

5.1 x 93 x 34.5
/ 4
0.13...4

5.1 x 85.5 x 34.5
/ 4
0.13...4

Technical data

Rated data	
Rated voltage	V
Max. voltage of clamp support & pluggable system	V
Rated short-time current	
for wire cross-section	mm ²
Rated impulse withstand voltage / Pollution severity	
Gauge to IEC 60947-1 / UL 94 flammability rating	
Approvals	
Clamped conductors (H05V/H07V)	
Solid / Stranded	mm ²
Flexible / Flexible with ferrule	mm ²
Stripping length / Blade size	mm/-
Note	

IEC 61984, In accordance with IEC 60947-7-1

IEC	UL	CSA	EN 60079-7
500		300	
690			
300 (2.5 mm ²)			
2.5	AWG 26...12		
/ 3			
A2 / V-0			

Rated connection	Plug-in connection
0.5...4	
0.5...4 / 0.5...2.5	
10 / 0.6 x 3.5 mm	

2.5 mm² flexible wires with wire-end ferrules are crimped with the Weidmüller PZ 6/5 crimping tool.

IEC 61984, In accordance with IEC 60947-7-1

IEC	UL	CSA	EN 60079-7
500		300	
690			
300 (2.5 mm ²)			
2.5	AWG 26...12		
/ 3			
A2 / V-0			

Rated connection	Plug-in connection
0.5...4	
0.5...4 / 0.5...2.5	
10 / 0.6 x 3.5 mm	

2.5 mm² flexible wires with wire-end ferrules are crimped with the Weidmüller PZ 6/5 crimping tool.

Ordering data

Version	green/yellow
Note	

Type	Qty.	Order No.
ZTPE 2.5/4AN/2	50	1815120000

Type	Qty.	Order No.
ZTPE 2.5/4AN/4	50	1815140000

Accessories

End plate / Partition plate	
	dark beige
	Orange
Test adapter	
	Standard
	With spigot
Miscellaneous accessories WeiCoS	
	Locking element
	Coding element
	Strain relief
Screwdriver	
	Standard
Identification systems	

Type	current	Qty.	Order No.
ZAP/TW ZT2.5/4AN/2		50	1816070000
ZAP/TW ZT2.5/4AN/2 OR		50	1816080000
ZTA ZT2.5		25	1827080000
ZTA ZT2.5/ZA		25	1847600000
ZVR ZP2.5		25	1816130000
KOSF ZT2.5		50	1816150000
ZZE ZP2.5		25	1816140000
SDIS SL 0.6X3.5X100		1	1274660000
DEK 5/5 MC NE WS		1000	1609801044
WS 10/5 MC NE WS		720	1635000000
DEK 5/5 MM WS		800	2007110000
WS 8/5 MM WS		800	2007150000

Type	current	Qty.	Order No.
ZAP/TW ZT2.5/4AN/4		50	1816090000
ZTA ZT2.5		25	1827080000
ZTA ZT2.5/ZA		25	1847600000
ZVR ZP2.5		25	1816130000
KOSF ZT2.5		50	1816150000
ZZE ZP2.5		25	1816140000
SDIS SL 0.6X3.5X100		1	1274660000
DEK 5/5 MC NE WS		1000	1609801044
WS 10/5 MC NE WS		720	1635000000
DEK 5/5 MM WS		800	2007110000
WS 8/5 MM WS		800	2007150000


For detailed information on other accessories and application in the online catalogue



ZTPE 4/2AN/1

4 mm²


1 tension clamp connection / 1 pluggable connection



ZTPE 4/4AN/2

4 mm²

2 tension clamp connections / 2 pluggable connections



Width/Height/Depth	mm
max. current / max. cond. cross-section	-/mm ²
Max. clamping range	mm ²

Technical data

Rated data	
Rated voltage	V
Max. voltage of clamp support & pluggable system	V
Rated short-time current	
for wire cross-section	mm ²
Rated impulse withstand voltage / Pollution severity	
Gauge to IEC 60947-1 / UL 94 flammability rating	
Approvals	
Clamped conductors (H05V/H07V)	
Solid / Stranded	mm ²
Flexible / Flexible with ferrule	mm ²
Stripping length / Blade size	mm/-

Note


Ordering data

Version	green/yellow
Note	

Accessories

End plate / Partition plate	dark beige Orange
Test adapter	Standard
Miscellaneous accessories WeiCoS	Locking element Coding element Strain relief
Screwdriver	Standard
Identification systems	
DIN A4 sheets	Paper
Protective strip	

6.5 x 58 x 43
/ 6
0.13...6



IEC 61984, In accordance with IEC 60947-7-1

IEC	UL	CSA	EN 60079-7
500			
800			
480 (4 mm ²)			
4	AWG 26...10	AWG 26...10	
	/ 3		
	A3 / V-0		

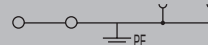
Rated connection		Plug-in connection	
0.5...6			
0.5...6 / 0.5...4			
12 / 0.6 x 3.5 mm			

2.5 mm² flexible wires with wire-end ferrules are crimped with the Weidmüller PZ 6/5 crimping tool.

Type	Qty.	Order No.
ZTPE 4/2AN/1	50	1854970000

Type	current	Qty.	Order No.
ZAP/TW ZT4/2AN		50	1855220000
ZAP/TW ZT4/2AN OR		50	1855230000
ZTA ZT2.5		25	1827080000
ZVR ZP4		25	1855250000
KOSF ZT4		50	1856860000
ZZE ZP4		25	1855260000
SDIS SL 0.6X3.5X100		1	1274660000
DEK 5/6 MC NE WS		1000	1609820000
WS 10/6 MC NE WS		600	1828450000
DEK 5/6 MM WS		600	2007120000
WS 8/6 MM WS		600	2007160000
ESO 7 DIN A4 WS		10	1607720000
STR 7 F.SCHT 7		20	0515300000

6.5 x 100.5 x 43
/ 6
0.13...6



IEC 61984, In accordance with IEC 60947-7-1

IEC	UL	CSA	EN 60079-7
500			
800			
480 (4 mm ²)			
4	AWG 26...10	AWG 26...10	
	/ 3		
	A3 / V-0		

Rated connection		Plug-in connection	
0.5...6			
0.5...6 / 0.5...4			
12 / 0.6 x 3.5 mm			

Type	Qty.	Order No.
ZTPE 4/4AN/2	50	1848330000

Type	current	Qty.	Order No.
ZTA ZT2.5		25	1827080000
ZVR ZP4		25	1855250000
KOSF ZT4		50	1856860000
ZZE ZP4		25	1855260000
SDIS SL 0.6X3.5X100		1	1274660000
DEK 5/6 MC NE WS		1000	1609820000
WS 10/6 MC NE WS		600	1828450000
DEK 5/6 MM WS		600	2007120000
WS 8/6 MM WS		600	2007160000
ESO 7 DIN A4 WS		10	1607720000
STR 7 F.SCHT 7		20	0515300000

For detailed information on other accessories and application in the online catalogue


Spring connection with tension clamp technology (Z-Series)
Pluggable terminal blocks



ZDT 2.5/2

2.5 mm²

Two potentials feasible



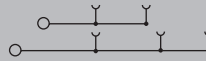
ZDT 2.5/2 V

2.5 mm²

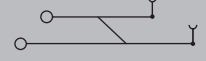


Width/Height/Depth	mm
max. current / max. cond. cross-section	A/mm ²
Max. clamping range	mm ²

5.1 x 80.5 x 52
24 / 4
0.13...4



5.1 x 80.5 x 52
24 / 4
0.13...4



Technical data

Rated data	
Rated voltage	V
Max. voltage of clamp support & pluggable system	V
Rated current	A
for wire cross-section	mm ²
Rated impulse withstand voltage / Pollution severity	
Gauge to IEC 60947-1 / UL 94 flammability rating	
Approvals	
Clamped conductors (H05V/H07V)	
Solid / Stranded	mm ²
Flexible / Flexible with ferrule	mm ²
Stripping length / Blade size	mm/-
Note	

IEC 61984, In accordance with IEC 60947-7-1

IEC	UL	CSA	EN 60079-7
500	300	300	
690			
24	20	20	
2.5	AWG 26...12		
	6 kV / 3		
	A2 / V-0		

Rated connection	Plug-in connection
0.5...4	
0.5...4 / 0.5...2.5	
10 / 0.6 x 3.5 mm	

2.5 mm² flexible wires with wire-end ferrules are crimped with the Weidmüller PZ 6/5 crimping tool.

IEC 61984, In accordance with IEC 60947-7-1

IEC	UL	CSA	EN 60079-7
500			
690			
24			
2.5			
	6 kV / 3		
	A2 / V-0		

Rated connection	Plug-in connection
0.5...4	
0.5...4 / 0.5...2.5	
10 / 0.6 x 3.5 mm	

Ordering data

	dark beige
	blue
Plug-in connector	
Note	

Type	Qty.	Order No.
ZDT 2.5/2	50	1815150000
ZDT 2.5/2 BL	50	1348970000

Type	Qty.	Order No.
ZP 2.5/1AN/QV/1	50	1815190000
ZP 2.5/1AN/QV/2	25	1815200000
ZP 2.5/1AN/QV/3	25	1815210000
ZP 2.5/1AN/QV/4	25	1815220000
ZP 2.5/1AN/QV/5	25	1815230000
ZP 2.5/1AN/QV/6	25	1815240000
ZP 2.5/1AN/QV/7	25	1815250000
ZP 2.5/1AN/QV/8	20	1815260000
ZP 2.5/1AN/QV/9	20	1815270000
ZP 2.5/1AN/QV/10	20	1815280000

Type	Qty.	Order No.
ZDT 2.5/2 V	50	1084770000
ZDT 2.5/2 V BL	50	1348950000

Type	Qty.	Order No.
ZP 2.5/1AN/QV/1	50	1815190000
ZP 2.5/1AN/QV/2	25	1815200000
ZP 2.5/1AN/QV/3	25	1815210000
ZP 2.5/1AN/QV/4	25	1815220000
ZP 2.5/1AN/QV/5	25	1815230000
ZP 2.5/1AN/QV/6	25	1815240000
ZP 2.5/1AN/QV/7	25	1815250000
ZP 2.5/1AN/QV/8	20	1815260000
ZP 2.5/1AN/QV/9	20	1815270000
ZP 2.5/1AN/QV/10	20	1815280000

Accessories

Pluggable cross-connection	
	2-pole
	10-pole
End plate / Partition plate	
	dark beige
Test adapter	
	Standard
	With spigot
Miscellaneous accessories WeiCoS	
	Locking element
	Coding element
	Strain relief
Screwdriver	
	Standard
Identification systems	

Type	current	Qty.	Order No.
ZQV 2.5N/2 GE	24 A	60	1693800000
ZQV 2.5N/10 GE	24 A	20	1693880000

Type	Qty.	Order No.
ZAP/TW ZDT2.5/2	50	1816110000

Type	Qty.	Order No.
ZTA ZT2.5	25	1827080000
ZTA ZT2.5/ZA	25	1847600000

Type	Qty.	Order No.
ZVR ZP2.5	25	1816130000
KOSF ZT2.5	50	1816150000
ZZE ZP2.5	25	1816140000

Type	Qty.	Order No.
SDIS SL 0.6X3.5X100	1	1274660000

Type	Qty.	Order No.
DEK 5/5 MC NE WS	1000	1609801044
DEK 5/5 MM WS	800	2007110000
WS 8/5 MM WS	800	2007150000

Type	current	Qty.	Order No.
ZQV 2.5N/2 GE	24 A	60	1693800000
ZQV 2.5N/10 GE	24 A	20	1693880000

Type	Qty.	Order No.
ZAP/TW ZDT2.5/2	50	1816110000

Type	Qty.	Order No.
ZTA ZT2.5	25	1827080000
ZTA ZT2.5/ZA	25	1847600000

Type	Qty.	Order No.
ZVR ZP2.5	25	1816130000
KOSF ZT2.5	50	1816150000
ZZE ZP2.5	25	1816140000

Type	Qty.	Order No.
SDS 0.6X3.5X100	1	9008330000

Type	Qty.	Order No.
DEK 5/5 MC NE WS	1000	1609801044
DEK 5/5 MM WS	800	2007110000
WS 8/5 MM WS	800	2007150000


For detailed information on other accessories and application in the online catalogue

ZQV 2.5/1.5 (1720700000) connects the upper and lower layer.

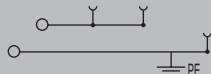
ZDT 2.5/2 DU-PE

2.5 mm²

Phase - PE conductor



5.1 x 80.5 x 52
24 / 4
0.13...4



IEC 61984, In accordance with IEC 60947-7-1

IEC	UL	CSA	EN 60079-7
500	300	300	
690			
24	20	20	
2.5	AWG 26...12		
6 kV / 3			
A2 / V-0			

CE, RoHS, REACH

Rated connection	Plug-in connection
0.5...4	
0.5...4 / 0.5...2.5	
10 / 0.6 x 3.5 mm	

2.5 mm² flexible wires with wire-end ferrules are crimped with the Weidmüller PZ 6/5 crimping tool.

Type	Qty.	Order No.
ZDT 2.5/2 DU-PE	50	1815160000

Type	Qty.	Order No.
ZP 2.5/1AN/QV/1	50	1815190000
ZP 2.5/1AN/QV/2	25	1815200000
ZP 2.5/1AN/QV/3	25	1815210000
ZP 2.5/1AN/QV/4	25	1815220000
ZP 2.5/1AN/QV/5	25	1815230000
ZP 2.5/1AN/QV/6	25	1815240000
ZP 2.5/1AN/QV/7	25	1815250000
ZP 2.5/1AN/QV/8	20	1815260000
ZP 2.5/1AN/QV/9	20	1815270000
ZP 2.5/1AN/QV/10	20	1815280000

Type	current	Qty.	Order No.
ZQV 2.5N/2 GE	24 A	60	1693800000
ZQV 2.5N/10 GE	24 A	20	1693880000
ZAP/TW ZDT2.5/2		50	1816110000
ZTA ZT2.5		25	1827080000
ZTA ZT2.5/ZA		25	1847600000
ZVR ZP2.5		25	1816130000
KOSF ZT2.5		50	1816150000
ZZE ZP2.5		25	1816140000
SDIS SL 0.6X3.5X100		1	1274660000
DEK 5/5 MC NE WS		1000	1609801044
DEK 5/5 MM WS		800	2007110000
WS 8/5 MM WS		800	2007150000

ZVQ 2.5/1.5 (1720700000) connects the upper and lower layer.




Spring connection with tension clamp technology (Z-Series)

Pluggable terminal blocks

ZDT 2.5/2 PE

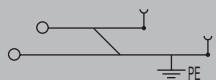
2.5 mm²

2 tension clamp connections / 2 pluggable connections



Width/Height/Depth	mm
max. current / max. cond. cross-section	-/mm ²
Max. clamping range	mm ²

5.1 x 80.5 x 52
/ 4
0.13...4



Technical data

Rated data	
Rated voltage	V
Max. voltage of clamp support & pluggable system	V
Rated short-time current	
for wire cross-section	mm ²
Rated impulse withstand voltage / Pollution severity	
Gauge to IEC 60947-1 / UL 94 flammability rating	
Approvals	
Clamped conductors (H05V/H07V)	
Solid / Stranded	mm ²
Flexible / Flexible with ferrule	mm ²
Stripping length / Blade size	mm/-

IEC 61984, In accordance with IEC 60947-7-1

IEC	UL	CSA	EN 60079-7
500		300	
690			
300 (2.5 mm ²)			
2.5	AWG 26...12		
	/ 3		
	A2 / V-0		



Rated connection	Plug-in connection
0.5...4	
0.5...4 / 0.5...2.5	
10 / 0.6 x 3.5 mm	

Note

2.5 mm² flexible wires with wire-end ferrules are crimped with the Weidmüller PZ 6/5 crimping tool.

Ordering data

Version	green/yellow
Note	

Type	Qty.	Order No.
ZDT 2.5/2 PE	50	1815170000

Accessories

End plate / Partition plate	
	dark beige
Test adapter	
	Standard
	With spigot
Miscellaneous accessories WeiCoS	
	Locking element
	Coding element
	Strain relief
Screwdriver	
	Standard
Identification systems	

Type	current	Qty.	Order No.
ZAP/TW ZDT2.5/2		50	1816110000
ZTA ZT2.5		25	1827080000
ZTA ZT2.5/ZA		25	1847600000
ZVR ZP2.5		25	1816130000
KOSF ZT2.5		50	1816150000
ZZE ZP2.5		25	1816140000
SDIS SL 0.6X3.5X100		1	1274660000
DEK 5/5 MC NE WS		1000	1609801044
WS 10/5 MC NE WS		720	1635000000
DEK 5/5 MM WS		800	2007110000
WS 8/5 MM WS		800	2007150000


For detailed information on other accessories and application in the online catalogue



ZTTR 2.5

2.5 mm²

2 tension clamp connections / 1 pluggable connection



Width/Height/Depth	mm
max. current / max. cond. cross-section	A/mm ²
Max. clamping range	mm ²

5.1 x 87 x 36
18 / 4
0.13...4

Technical data

Rated data	
Rated voltage	V
Max. voltage of clamp support & pluggable system	-
Rated current	A
for wire cross-section	mm ²
Rated impulse withstand voltage / Pollution severity	
Gauge to IEC 60947-1 / UL 94 flammability rating	
Approvals	
Clamped conductors (H05V/H07V)	
Solid / Stranded	mm ²
Flexible / Flexible with ferrule	mm ²
Stripping length / Blade size	mm/-

IEC 61984, In accordance with IEC 60947-7-1

IEC	UL	CSA	EN 60079-7
400	600	300	
16	16	16	
2.5	AWG 26...12	AWG 26...12	
6 kV / 3			
A2 / V-0			

CE

Rated connection	Plug-in connection
0.5...4	
0.5...4 / 0.5...2.5	
10 / 0.6 x 3.5 mm	

Note

CSA current and voltage, acc. to Gr. B

Ordering data

Version	dark beige
	without isolator, dark beige
Note	

Type	Qty.	Order No.
ZTTR 2.5	50	1865510000
ZTTR 2.5 0.TNHE	50	1905470000

Please contact customer support when planning your installation with SIHA.

Accessories

Pluggable cross-connection	
	2-pole
	10-pole
End plate / Partition plate	
	dark beige
End bracket	
	dark beige
Screwdriver	
	Standard
Testing / Checking	
	Test plug
Holder for cartridge fuse 5 x 20 mm	
	400 V AC/DC, without LED
	10 - 36 V AC/DC, red LED
	140 - 250 V AC/DC, red LED
Module connector (max, 250 V)	
	without fittings
	with wire jumper
	With 1N4007 diode
Disconnect plug	
	removable, as replacement for release lever
Identification systems	

Type	current	Qty.	Order No.
ZQV 2.5N/2 GE	24 A	60	1693800000
ZQV 2.5N/10 GE	24 A	20	1693880000
ZAP/TW ZTTR2.5		50	1865520000
ZEW 35		20	9540000000
SDIS SL 0.6X3.5X100		1	1274660000
PS 2.3 RT		20	0180400000
SIHA 3/G20		25	7921560000
SIHA 3/G20/LD 10-36V		25	7921570000
SIHA 3/G20/LD 140-250V		25	7921600000
BEST		50	1833100000
BEST/DRBR		50	1878570000
BEST/D		50	1878560000
TNST		50	1833090000
DEK 5/5 MC NE WS		1000	1609801044
DEK 5/5 MM WS		800	2007110000
WS 8/5 MM WS		800	2007150000

For detailed information on other accessories and application in the online catalogue

2.5 mm² flexible wires with wire-end ferrules are crimped with the Weidmüller PZ 6/5 crimping tool.

Spring connection with tension clamp technology (Z-Series)

Pluggable terminal blocks

Universal range


A



ZRV 1.5

1.5 mm²


Base terminal - plug



ZRV 1,5/PE

1.5 mm²

Base terminal - plug



Width/Height/Depth	mm
max. current / max. cond. cross-section	-/mm ²
Max. clamping range	mm ²

5.1 x 89.5 x 52	
/ 2.5	
0.13...2.5	

5.1 x 89.5 x 52	
/ 2.5	
0.13...2.5	

Technical data

Rated data	
Rated voltage	V
Max. voltage of clamp support & pluggable system	-
Rated current	A
for wire cross-section	mm ²
Rated impulse withstand voltage / Pollution severity	
Gauge to IEC 60947-1 / UL 94 flammability rating	
Approvals	
Clamped conductors (H05V/H07V)	
Solid / Stranded	mm ²
Flexible / Flexible with ferrule	mm ²
Stripping length / Blade size	mm/-

IEC 61984, In accordance with IEC 60947-7-1

IEC	UL	CSA	EN 60079-7
63	150		
4	10		
1.5	AWG 26...14		
		1.5 kV / 3	
		A1 / V-0	

IEC 61984, In accordance with IEC 60947-7-1

IEC	UL	CSA	EN 60079-7
63	150		
4	10		
1.5	AWG 26...14		
		1.5 kV / 3	
		A1 / V-0	

Rated connection		Plug-in connection	
0.5...2.5			
0.5...2.5 / 0.5...1.5			
8 / 0.6 x 3.5 mm			

Rated connection		Plug-in connection	
0.5...2.5			
0.5...2.5 / 0.5...1.5			
8 / 0.6 x 3.5 mm			

Note

Ordering data

Version	
	Base terminal
Note	

Type	Qty.	Order No.
ZRV 1.5	50	1698160000

Type	Qty.	Order No.
ZRV 1.5/PE	50	1698170000

Accessories

Pluggable cross-connection	
	2-pole
	10-pole
STGH plug housing	
	With spigot
	Without peg
Crimp contacts	
	Reel packaged
	Reel packaged
	Reel packaged
	Single contacts
	Single contacts
	Single contacts
Test adapter	
	Plug housing black
	Black plug enclosure
End plate / Partition plate	
	beige Wemid
	dark brown
Tools	
	Crimping tool
	Mounting tool
Identification systems	


Type	current	Qty.	Order No.
ZQV 2.5/2		60	1608860000
ZQV 2.5/10	24 A	20	1608940000
STGH 4 ZRV1.5		50	1698190000
DFFC 0.2-0.35 ZRV1.5		500	1705310000
DFFC .5-1.0 ZRV1.5		500	1705320000
AP ZRV1.5 DB		10	1698180000
HTF ZRV		1	9014840000
DEK 5/5 MC NE WS		1000	1609801044
DEK 5/5 MM WS		800	2007110000
WS 8/5 MM WS		800	2007150000

Type	current	Qty.	Order No.
ZQV 2.5/2		60	1608860000
ZQV 2.5/10	24 A	20	1608940000
STGH 4 ZRV1.5/PE GN		50	1698200000
DFFC 0.2-0.35 ZRV1.5		500	1705310000
DFFC .5-1.0 ZRV1.5		500	1705320000
AP ZRV1.5 DB		10	1698180000
HTF ZRV		1	9014840000
DEK 5/5 MC NE WS		1000	1609801044
DEK 5/5 MM WS		800	2007110000
WS 8/5 MM WS		800	2007150000

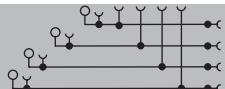
For detailed information on other accessories and application in the online catalogue

ZRV 2.5/2

2.5 mm²



5.2 x 115 x 69.5
10 / 4
0.21...4



IEC 61984, In accordance with IEC 60947-7-1

IEC	UL	CSA	EN 60079-7
250	300	300	
10	10	10	
2.5	AWG 24...14	AWG 26...14	
4 kV / 3 A2 / V-0			

® **AFK**


Rated connection	Plug-in connection
0.5...4 / 0.5...4	
0.5...2.5 / 0.5...2.5	
10 / 0.6 x 3.5 mm	

Type	Qty.	Order No.
ZRV 2.5/2	50	1906970000

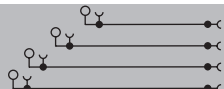
Type	current	Qty.	Order No.
ZQV 2.5/2		60	1608860000
ZQV 2.5/10	24 A	20	1608940000
STGH ZRV2.5		50	1907000000
STGH O.ZA ZRV2.5		50	1907010000
FEKO ZRV2.5 0.2-0.35		5000	1854750000
FEKO ZRV2.5 0.5-1		5000	1854760000
FEKO ZRV2.5 1.5-2.5		4200	1848480000
FEKO ET ZRV2.5 0.2-0.35		500	1893940000
FEKO ET ZRV2.5 0.5-1		500	1893970000
FEKO ET ZRV2.5 1.5-2.5		500	1893990000
STGH O.R/SW ZRV2.5		25	1898420000
STGH O.ZA/O.R/SW ZRV2.5		25	1898430000
AP ZRV2.5		10	1906980000
HTF AFK 2.5		1	9201040000
Removal Tool AFK		1	1866760000
DEK 5/5 MC NE WS		1000	1609801044
WS 12/5 MC NE WS		720	1609860000

ZRV 2.5/1

2.5 mm²



5.2 x 115 x 69.5
/ 4
0.5...4



IEC 61984, In accordance with IEC 60947-7-1

IEC	UL	CSA	EN 60079-7
250	300		
10	10		
2.5	AWG 24...14		
4 kV / 3 /V-0			

® **AFK**

Rated connection	Plug-in connection
0.5...4	
0.5...2.5	
10 / 0.6 x 3.5 mm	

Type	Qty.	Order No.
ZRV 2.5/1	50	1906960000

Type	current	Qty.	Order No.
ZQV 2.5/2		60	1608860000
ZQV 2.5/10	24 A	20	1608940000
STGH ZRV2.5		50	1907000000
STGH O.ZA ZRV2.5		50	1907010000
FEKO ZRV2.5 0.2-0.35		5000	1854750000
FEKO ZRV2.5 0.5-1		5000	1854760000
FEKO ZRV2.5 1.5-2.5		4200	1848480000
FEKO ET ZRV2.5 0.2-0.35		500	1893940000
FEKO ET ZRV2.5 0.5-1		500	1893970000
FEKO ET ZRV2.5 1.5-2.5		500	1893990000
STGH O.R/SW ZRV2.5		25	1898420000
STGH O.ZA/O.R/SW ZRV2.5		25	1898430000
AP ZRV2.5		10	1906980000
HTF AFK 2.5		1	9201040000
Removal Tool AFK		1	1866760000
DEK 5/5 MC NE WS		1000	1609801044
WS 12/5 MC NE WS		720	1609860000



Spring connection with tension clamp technology (Z-Series)
Pluggable terminal blocks


Universal range

A

ZP 2.5/1AN

2.5 mm²

1...17-pole




ZP 2.5/1AN/GN/BE

2.5 mm²

2 to 17-pole

Connectors each with one green pole



Width/Height/Depth	mm
max. current / max. cond. cross-section	A/mm ²
Max. clamping range	mm ²

5.1 x 16.5 x 41
24 / 4
0.13...4

51 x 16 x 41
24 / 4
0.13...4

Technical data

Rated data	
Rated voltage	V
Max. voltage of clamp support & pluggable system	V
Rated current	A
for wire cross-section	mm ²
Rated impulse withstand voltage / Pollution severity	
Gauge to IEC 60947-1 / UL 94 flammability rating	
Approvals	
Clamped conductors (H05V/H07V)	
Solid / Stranded	mm ²
Flexible / Flexible with ferrule	mm ²
Stripping length / Blade size	mm/-
Note	

IEC 60947-7-1, IEC 61984

IEC	UL	CSA	EN 60079-7
500	300	300	
690			
24	20	20	
2.5	AWG 26...12		
6 kV / 3			
A2 / V-0			
Rated connection		Plug-in connection	
0.5...4			
0.5...4 / 0.5...2.5			
10 / 0.6 x 3.5 mm			
2.5 mm ² flexible wires with wire-end ferrules are crimped with the Weidmüller PZ 6/5 crimping tool.			

IEC	UL	CSA	EN 60079-7
500	300	300	
690			
24	20	20	
2.5	AWG 26...12		
6 kV /			
A2 / V-0			
Rated connection		Plug-in connection	
0.5...4			
0.5...4 / 0.5...2.5			
10 / 0.6 x 3.5 mm			
2.5 mm ² flexible wires with wire-end ferrules are crimped with the Weidmüller PZ 6/5 crimping tool.			

Ordering data

Version	
1-pin	
2-pin	
3-pin	
4-pin	
5-pin	
6-pin	
7-pin	
8-pin	
9-pin	
10-pin	
11-pin	
12-pin	
13-pin	
14-pin	
15-pin	
16-pin	
17-pin	
1-pin (green)	
Note	

Type	Qty.	Order No.
ZP 2.5/1AN/1	50	1815430000
ZP 2.5/1AN/2	25	1815440000
ZP 2.5/1AN/3	25	1815450000
ZP 2.5/1AN/4	25	1815500000
ZP 2.5/1AN/5	25	1815510000
ZP 2.5/1AN/6	25	1815520000
ZP 2.5/1AN/7	25	1815530000
ZP 2.5/1AN/8	20	1815540000
ZP 2.5/1AN/9	20	1815550000
ZP 2.5/1AN/10	20	1815560000
ZP 2.5/1AN/11	20	1815570000
ZP 2.5/1AN/12	20	1815580000
ZP 2.5/1AN/13	10	1815590000
ZP 2.5/1AN/14	10	1815600000
ZP 2.5/1AN/15	10	1815610000
ZP 2.5/1AN/16	10	1815620000
ZP 2.5/1AN/17	10	1815180000
ZP 2.5/1AN/1 GN	50	1820580000
Note		

Type	Qty.	Order No.
ZP 2.5/1AN/2 GN/BE	25	1867090000
ZP 2.5/1AN/3 GN/BE	25	1867100000
ZP 2.5/1AN/4 GN/BE	25	1867110000
ZP 2.5/1AN/5 GN/BE	25	1867120000
ZP 2.5/1AN/6 GN/BE	25	1867130000
ZP 2.5/1AN/7 GN/BE	25	1867140000
ZP 2.5/1AN/8 GN/BE	20	1867150000
ZP 2.5/1AN/9 GN/BE	20	1867160000
ZP 2.5/1AN/10 GN/BE	20	1867170000
ZP 2.5/1AN/11 GN/BE	20	1867180000
ZP 2.5/1AN/12 GN/BE	20	1867190000
ZP 2.5/1AN/13 GN/BE	10	1867200000
ZP 2.5/1AN/14 GN/BE	10	1867210000
ZP 2.5/1AN/15 GN/BE	10	1867220000
ZP 2.5/1AN/17 GN/BE	10	1867240000
Note		

Accessories

Pluggable cross-connection	
2-pole	
10-pole	
Test adapter	
Standard	
Screwdriver	
Standard	
Identification systems	

Type	current	Qty.	Order No.
ZTA ZT2.5		25	1827080000
SDIS SL 0.6X3.5X100		1	1274660000
DEK 5/5 MC NE WS	1000		1609801044
WS 10/5 MC NE WS	720		1635000000
DEK 5/5 MM WS	800		2007110000
WS 8/5 MM WS	800		2007150000


Type	current	Qty.	Order No.
ZTA ZT2.5		25	1827080000
SDIS SL 0.6X3.5X100		1	1274660000
DEK 5/5 MC NE WS	1000		1609801044
WS 10/5 MC NE WS	720		1635000000
DEK 5/5 MM WS	800		2007110000
WS 8/5 MM WS	800		2007150000

For detailed information on other accessories and application in the online catalogue

ZP 2.5/1AN/QV

2.5 mm²

1...17-pole



5.1 x 23 x 41
24 / 4
0.13...4

IEC	UL	CSA	EN 60079-7
500	300	300	
690			
24	20	20	
2.5	AWG 26...12		
			6 kV / A2 / V-0



Rated connection	Plug-in connection
0.5...4	
0.5...4 / 0.5...2.5	
10 / 0.6 x 3.5 mm	

2.5 mm² flexible wires with wire-end ferrules are crimped with the Weidmüller PZ 6/5 crimping tool.


Type	Qty.	Order No.
ZP 2.5/1AN/QV/1	50	1815190000
ZP 2.5/1AN/QV/2	25	1815200000
ZP 2.5/1AN/QV/3	25	1815210000
ZP 2.5/1AN/QV/4	25	1815220000
ZP 2.5/1AN/QV/5	25	1815230000
ZP 2.5/1AN/QV/6	25	1815240000
ZP 2.5/1AN/QV/7	25	1815250000
ZP 2.5/1AN/QV/8	20	1815260000
ZP 2.5/1AN/QV/9	20	1815270000
ZP 2.5/1AN/QV/10	20	1815280000
ZP 2.5/1AN/QV/11	20	1815290000
ZP 2.5/1AN/QV/12	20	1815300000
ZP 2.5/1AN/QV/13	10	1815310000
ZP 2.5/1AN/QV/14	10	1815320000
ZP 2.5/1AN/QV/15	10	1815330000
ZP 2.5/1AN/QV/16	10	1815340000
ZP 2.5/1AN/QV/17	10	1815350000
ZP 2.5/1AN/QV/1 GN	50	1820570000

Type	current	Qty.	Order No.
ZQV 2.5N/2 GE	24 A	60	1693800000
ZQV 2.5N/10 GE	24 A	20	1693880000
ZTA ZT2.5		25	1827080000
SDIS SL 0.6X3.5X100		1	1274660000
DEK 5/5 MC NE WS		1000	1609801044
WS 10/5 MC NE WS		720	1635000000
DEK 5/5 MM WS		800	2007110000
WS 8/5 MM WS		800	2007150000

ZP 2.5/2AN/QV

2.5 mm²

1...16-pole



5.1 x 23 x 41
24 / 4
0.13...4

IEC 60947-7-1, IEC 61984

IEC	UL	CSA	EN 60079-7
500	300	300	
690			
24	20	20	
2.5	AWG 26...12		
			6 kV / 3 A2 / V-0



Rated connection	Plug-in connection
0.5...4	
0.5...4 / 0.5...2.5	
10 / 0.6 x 3.5 mm	

2.5 mm² flexible wires with wire-end ferrules are crimped with the Weidmüller PZ 6/5 crimping tool.

Type	Qty.	Order No.
ZP 2.5/2AN/QV/1	50	1815730000
ZP 2.5/2AN/QV/2	20	1815740000
ZP 2.5/2AN/QV/3	20	1815750000
ZP 2.5/2AN/QV/4	20	1815760000
ZP 2.5/2AN/QV/5	20	1815770000
ZP 2.5/2AN/QV/6	20	1815780000
ZP 2.5/2AN/QV/7	20	1815790000
ZP 2.5/2AN/QV/8	10	1815800000
ZP 2.5/2AN/QV/9	10	1815810000
ZP 2.5/2AN/QV/10	10	1815820000
ZP 2.5/2AN/QV/11	10	1815830000
ZP 2.5/2AN/QV/12	10	1815840000
ZP 2.5/2AN/QV/15	5	1815870000
ZP 2.5/2AN/QV/16	5	1815880000
ZP 2.5/2AN/QV/1 GN	50	1820590000

Type	current	Qty.	Order No.
ZQV 2.5N/2 GE	24 A	60	1693800000
ZQV 2.5N/10 GE	24 A	20	1693880000
ZTA ZT2.5		25	1827080000
SDIS SL 0.6X3.5X100		1	1274660000
DEK 5/5 MC NE WS		1000	1609801044
WS 10/5 MC NE WS		720	1635000000
DEK 5/5 MM WS		800	2007110000
WS 8/5 MM WS		800	2007150000


2.5 mm² flexible wires with wire-end ferrules are crimped with the Weidmüller PZ 6/5 crimping tool.

ZPS 2.5/1AN/QV

2.5 mm²

2 to 16-pole

Connectors each with one green pole



5.1 x 41 x 42
24 / 4
0.13...4

IEC 60947-7-1, IEC 61984

IEC	UL	CSA	EN 60079-7
500	300	300	
690			
24	24	20	
2.5	AWG 26...12		AWG 26...12
			6 kV / 3 A2 / V-0



Rated connection	Plug-in connection
0.13...4	
0.5...4 / 0.5...2.5	
10 / 0.6 x 3.5 mm	

CSA voltage / current Gr. C 300 V / 20 A Gr. D 600 V / 5 A

Type	Qty.	Order No.
ZPS 2.5/1AN/QV/1	50	1865880000
ZPS 2.5/1AN/QV/2	20	1865900000
ZPS 2.5/1AN/QV/3	20	1865910000
ZPS 2.5/1AN/QV/4	20	1865920000
ZPS 2.5/1AN/QV/5	20	1865930000
ZPS 2.5/1AN/QV/6	25	1865940000
ZPS 2.5/1AN/QV/7	20	1865950000
ZPS 2.5/1AN/QV/8	10	1865960000
ZPS 2.5/1AN/QV/9	10	1865970000
ZPS 2.5/1AN/QV/10	10	1865980000
ZPS 2.5/1AN/QV/12	10	1866000000
ZPS 2.5/1AN/QV/14	10	1866070000
ZPS 2.5/1AN/QV/15	10	1866030000
ZPS 2.5/1AN/QV/16	10	1866040000

Type	current	Qty.	Order No.
ZQV 2.5N/2 GE	24 A	60	1693800000
ZQV 2.5N/10 GE	24 A	20	1693880000
ZTA ZT2.5		25	1827080000
SDIS SL 0.6X3.5X100		1	1274660000
DEK 5/5 MC NE WS		1000	1609801044
WS 10/5 MC NE WS		720	1635000000
DEK 5/5 MM WS		800	2007110000
WS 8/5 MM WS		800	2007150000

2.5 mm² flexible wires with wire-end ferrules are crimped with the Weidmüller PZ 6/5 crimping tool.




Spring connection with tension clamp technology (Z-Series)

Pluggable terminal blocks

ZP 4/1AN

4 mm²

1...16-pole



Width/Height/Depth	mm
max. current / max. cond. cross-section	A/mm ²
Max. clamping range	mm ²

6.5 x 22.5 x 47.5
32 / 6
0.13...6

Technical data

Rated data	
Rated voltage	V
Max. voltage of clamp support & pluggable system	-
Rated current	A
for wire cross-section	mm ²
Rated impulse withstand voltage / Pollution severity	
Gauge to IEC 60947-1 / UL 94 flammability rating	
Approvals	
Clamped conductors (H05V/H07V)	
Solid / Stranded	mm ²
Flexible / Flexible with ferrule	mm ²
Stripping length / Blade size	mm/-

IEC 60947-7-1, IEC 61984

IEC	UL	CSA	EN 60079-7
800	600	600	
32	28	28	
4	AWG 26...10	AWG 26...10	
	8 kV / 3		
	A3 / V-0		

CE

Rated connection	Plug-in connection
0.5...6	
0.5...6 / 0.5...4	
12 / 0.6 x 3.5 mm	

Note

CSA current and voltage, acc. to Gr. C

Ordering data

Version	
1-pin	
2-pin	
3-pin	
4-pin	
5-pin	
6-pin	
7-pin	
8-pin	
9-pin	
10-pin	
11-pin	
12-pin	
13-pin	
14-pin	
15-pin	
16-pin	
17-pin	
1-pin (green)	

Type	Qty.	Order No.
ZP 4/1AN/1	50	1848340000
ZP 4/1AN/2	25	1854990000
ZP 4/1AN/3	25	1855000000
ZP 4/1AN/4	25	1855010000
ZP 4/1AN/5	20	1855020000
ZP 4/1AN/6	20	1855030000
ZP 4/1AN/7	20	1855040000
ZP 4/1AN/8	20	1855050000
ZP 4/1AN/9	10	1855060000
ZP 4/1AN/10	10	1855070000
ZP 4/1AN/11	20	1855080000
ZP 4/1AN/12	10	1855090000
ZP 4/1AN/13	10	1855100000
ZP 4/1AN/14	10	1855110000

Note

ZP 4/1AN/1 GN	50	1854980000
---------------	----	------------

Accessories

Pluggable cross-connection	
	2-pole
	10-pole
Test adapter	
	Standard
Screwdriver	
	Standard
Identification systems	

Type	current	Qty.	Order No.
SDIS SL 0.6X3.5X100		1	1274660000
DEK 5/5 MC NE WS		1000	1609801044
WS 10/6 MC NE WS		600	1828450000

For detailed information on other accessories and application in the online catalogue



**Spring connection with tension clamp technology (Z-Series)
Pluggable terminal blocks – WeiCoS accessories**

Single plates for individual assembly

The WeiCoS individual plates increase flexibility by providing a solution for every task. The plug-in connector is assembled directly on site in line with application requirements. Each individual plate is available in green (GN) and beige (BE).

WeiCoS plug

- Marking option



ZP 2.5/1AN ZA

End plate



Type	Qty.	Order No.
ZP 2.5/1AN ZA	50	1875190000
ZP 2.5/1AN ZA BL	50	1009070000
ZP 2.5/1AN ZA GN	50	1875200000
ZP 4/1AN ZA	50	1051940000
ZP 4/1AN ZA BL	50	1356790000
ZP 4/1AN ZA GN	50	1051950000

Ordering data	
2,5 mm ²	dark beige blue green
4,0 mm ²	dunkelbeige blue green

Note

ZP 2.5/1AN ZA O.RA

Middle plate or end plate



Type	Qty.	Order No.
ZP 2.5/1AN ZA O.RA	50	1875210000
ZP 2.5/1AN ZA O.RA BL	50	1972980000
ZP 2.5/1AN ZA O.RA GN	50	1875220000
ZP 4/1AN ZA O.RA	50	1051910000
ZP 4/1AN ZA O.RA BL	50	2449680000

ZP 2.5/1AN

Start plate



Type	Qty.	Order No.
ZP 2.5/1AN	50	1875150000
ZP 2.5/1AN BL	50	1009060000
ZP 2.5/1AN GN	50	1875180000
ZP 4/1AN	50	1051970000
ZP 4/1AN BL	50	1321720000
ZP 4/1AN GN	50	1051980000

WeiCoS plug

- Marking option
- Cross-connection option

ZP 2.5/1AN/QV ZA

End plate



Type	Qty.	Order No.
ZP 2.5/1AN/QV ZA	50	1007930000
ZP 2.5/1AN/QV ZA GN	50	1007950000

Ordering data	
2,5 mm ²	dark beige blue green

Note

ZP 2.5/1AN/QV ZA O.RA

Middle plate or end plate



Type	Qty.	Order No.
ZP 2.5/1AN/QV ZA O.RA	50	1007960000
ZP 2.5/1AN/QV ZA O.RA BL	50	1007970000
ZP 2.5/1AN/QV ZA O.RA GN	50	1007980000

ZP 2.5/1AN/QV

Start plate



Type	Qty.	Order No.
ZP 2.5/1AN/QV	50	1007900000
ZP 2.5/1AN/QV GN	50	1007920000

WeiCoS coupling

- Marking option
- Cross-connection option

ZPS 2.5/1AN/QV/1

Individual plate



Type	Qty.	Order No.
ZPS 2.5/1AN/QV/1	50	1861040000
ZPS 2.5/1AN/QV/1 GN	50	1861050000

Ordering data	
2,5 mm ²	dark beige green

Note

GHDE ZPS2.5/1AN

Cover



Type	Qty.	Order No.
GHDE ZPS2.5/1AN	50	1866070000

Application



Coding elements

- For specific coding of the plug-in stations
- Protection against accidental mistake ensures process reliability

Ordering data	
	2.5 mm ²
	4.0 mm ²
Note	

KOSF ZT

Coding element



Type	Qty.	Order No.
KOSF ZT2.5	50	1816150000
KOSF ZT4	50	1856860000
Note		

Application



Interlock

- ZVR ZP to interlock with the terminal block
- ZVR ZPS interlock, plug - socket

Ordering data	
	2.5 mm ²
	4.0 mm ²
Note	

ZVR ZP 2.5

Locking element



Type	Qty.	Order No.
ZVR ZP2.5	25	1816130000
ZVR ZP4	25	1855250000
Note		

ZVR ZPS 2.5

Interlock



Type	Qty.	Order No.
ZVR ZPS2.5	20	1878620000
Note		

Application ZVR ZP



Strain reliefs / Protective cover

- ZZE ZP a strain relief transmits mechanical forces to the plastic housing and protects the contact point
- ZAD ZT / ZPS Finger protection
Protection of the contact point from dirt

Ordering data	
	2.5 mm ²
	4.0 mm ²
Note	

ZZE ZP

Cable grip



Type	Qty.	Order No.
ZZE ZP2.5	25	1816140000
ZZE ZP2.5/4	25	1866220000
ZZE ZP2.5/8	25	1866230000
ZZE ZP4	25	1855260000
Note		

ZAD ZT / ZPS

Protective cover





Type	Qty.	Order No.
ZAD ZT/ZPS2.5	25	1861030000
Note		

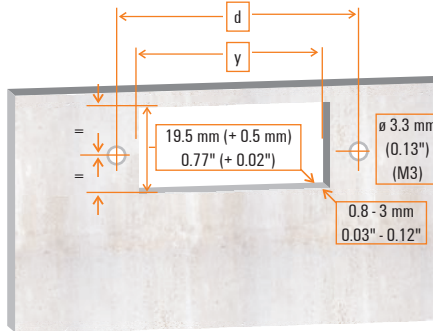
Application ZZE ZP



Screwed through-wall fixing




Type	Qty.	Order No.
ZVLA DF ZPS2.5	20	1878600000



$$y = n \times 5.1 \text{ mm} + 5.5 \text{ mm} \quad y = n \times 0.25" + 0.216"$$

$$d = n \times 5.1 \text{ mm} + 13.5 \text{ mm} \quad d = n \times 0.25" + 0.53"$$

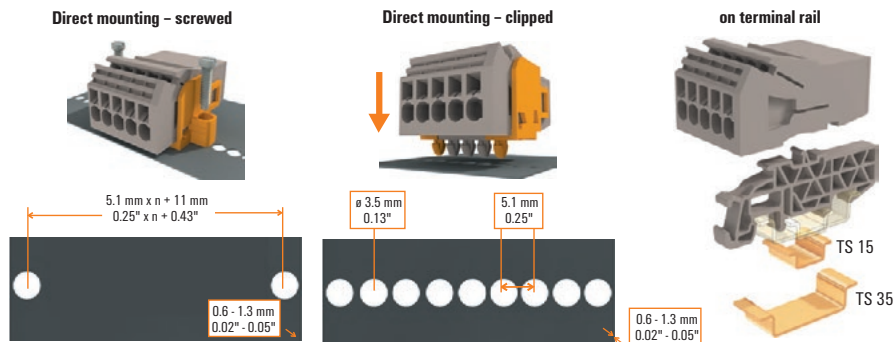
Pluggable terminal blocks



Plug-in connector system with an infinite number of combinations - but always with the same fitting method.

n-pol.	y		d	
	mm	inch(")	mm	inch(")
2-pol.	15.7	0.62	23.7	0.93
3-pol.	20.8	0.82	28.8	1.13
4-pol.	25.9	1.02	33.9	1.33
5-pol.	31.0	1.22	38.9	1.53
6-pol.	36.1	1.42	44.1	1.74
7-pol.	41.2	1.62	49.2	1.94
8-pol.	46.3	1.82	54.3	2.14
9-pol.	51.4	2.02	59.4	2.34
10-pol.	56.5	2.22	64.5	2.55
11-pol.	61.6	2.43	69.6	2.74
12-pol.	66.7	2.63	74.7	2.94
13-pol.	71.8	2.83	79.8	3.14
14-pol.	76.9	3.03	84.9	3.34
15-pol.	82.0	3.23	90.0	3.54
16-pol.	87.1	3.43	95.1	3.74

Set of fixings – coupling



Direct mounting, screwed

ZVLA SC ZPS 2.5



Plug support prevents the cable from bending at the connection point

BA ZPS 2.5



Ordering data
Note

Type	Qty.	Order No.
ZVLA SC ZPS2.5	20	1866240000

Ordering data
Note

Type	Qty.	Order No.
BA ZPS2.5	25	1908550000

Direct mounting, plugged

ZVLA RC ZPS 2.5



BA RC ZPS 2.5



Ordering data
Note


Type	Qty.	Order No.
ZVLA RC ZPS2.5	20	1866260000

Ordering data
Note

Type	Qty.	Order No.
BA RC ZPS2.5	25	1908560000

on terminal rail

MOFU 15/35 ZPS 2.5



Ordering data
Note

Type	Qty.	Order No.
MOFU 15/35 ZPS2.5	25	1899170000



Spring connection with tension clamp technology (Z-Series)


Terminal blocks with electronic components



ZDU 2.5/2x2AN/LD+

2.5 mm²


LED indicator



ZDU 2.5/2x2AN/LD-

2.5 mm²

LED indicator



Width/Height/Depth	mm
max. current / max. cond. cross-section	-/mm ²
Max. clamping range	mm ²

5.1 x 79.5 x 38.5	/ 4	
0.05...4		

5.1 x 79.5 x 38.5	/ 4	
0.05...4		

Technical data

Rated data	
Rated voltage	V
Max. voltage of clamp support & pluggable system	-
Rated current	A
for wire cross-section	mm ²
Rated impulse withstand voltage / Pollution severity	
Gauge to IEC 60947-1 / UL 94 flammability rating	
Approvals	
Clamped conductors (H05V/H07V)	
Solid / Stranded	mm ²
Flexible / Flexible with ferrule	mm ²
Stripping length / Blade size	mm/-

IEC 60947-7-1

IEC	UL	CSA	EN 60079-7
24			
0.05			
2.5			
	6 kV / 3		
	A3 / V-0		

CE EMC

Rated connection	Plug-in connection
0.5...4	
0.5...4 / 0.5...2.5	
10 / 0.6 x 3.5 mm	

IEC 60947-7-1

IEC	UL	CSA	EN 60079-7
24			
0.05			
2.5			
	6 kV / 3		
	A3 / V-0		

CE EMC

Rated connection	Plug-in connection
0.5...4	
0.5...4 / 0.5...2.5	
10 / 0.6 x 3.5 mm	

Note

Ordering data

Version	
	dark beige
	dark beige (red LED)

Note

Type	Qty.	Order No.
ZDU 2.5/2X2AN/LD+	20	1692590000

Type	Qty.	Order No.
ZDU 2.5/2X2AN/LD-	20	1692600000

Accessories

End plate / Partition plate	dark beige
Reducing sleeves	For conductors < 1.0 mm ² / AWG 18 For conductors < 0.5 mm ² / AWG 20
End bracket	dark beige
Screwdriver	Standard
Identification systems	

Type	current	Qty.	Order No.
ZAP/TW 3		50	1608800000
ZRH 2.5/2 GR/V0		1000	1614290000
ZRH 2.5/1 WS		1000	1614300000
ZEW 35		20	9540000000
SDIS SL 0.6X3.5X100		1	1274660000
DEK 5/5 MC NE WS		1000	1609801044
WS 10/5 MC NE WS		720	1635000000
DEK 5/5 MM WS		800	2007110000
WS 8/5 MM WS		800	2007150000


Type	current	Qty.	Order No.
ZAP/TW 3		50	1608800000
ZRH 2.5/2 GR/V0		1000	1614290000
ZRH 2.5/1 WS		1000	1614300000
ZEW 35		20	9540000000
SDIS SL 0.6X3.5X100		1	1274660000
DEK 5/5 MC NE WS		1000	1609801044
WS 10/5 MC NE WS		720	1635000000
DEK 5/5 MM WS		800	2007110000
WS 8/5 MM WS		800	2007150000

For detailed information on other accessories and application in the online catalogue

ZDU 2.5/2x2AN/D+

2.5 mm²

Diode circuit



5.1 x 79.5 x 38.5
/ 4
0.5...4



IEC 60947-7-1

IEC	UL	CSA	EN 60079-7
400			
1			
2.5			
	6 kV / 3		
	A3 / V-0		

CE III

Rated connection	Plug-in connection
0.5...4	
0.5...4 / 0.5...2.5	
10 / 0.6 x 3.5 mm	

Type	Qty.	Order No.
ZDU 2.5/2X2AN/D+	20	1650340000


Soldered diode: Type 1N 4007, reverse voltage 1000 V, current 1 A

Type	current	Qty.	Order No.
ZAP/TW 3		50	1608800000
ZRH 2.5/2 GR/V0		1000	1614290000
ZRH 2.5/1 WS		1000	1614300000
ZEW 35		20	9540000000
SDIS SL 0.6X3.5X100		1	1274660000
DEK 5/5 MC NE WS	1000		1609801044
WS 10/5 MC NE WS	720		1635000000
DEK 5/5 MM WS	800		2007110000
WS 8/5 MM WS	800		2007150000

ZDU 2.5/2x2AN/D-

2.5 mm²

Diode circuit



5.1 x 79.5 x 38.5
/ 4
0.5...4



IEC 60947-7-1

IEC	UL	CSA	EN 60079-7
400			
1			
2.5			
	6 kV / 3		
	A3 / V-0		

CE III

Rated connection	Plug-in connection
0.5...4	
0.5...4 / 0.5...2.5	
10 / 0.6 x 3.5 mm	

Type	Qty.	Order No.
ZDU 2.5/2X2AN/D-	20	1650350000

Soldered diode: Type 1N 4007, reverse voltage 1000 V, current 1 A

Type	current	Qty.	Order No.
ZAP/TW 3		50	1608800000
ZRH 2.5/2 GR/V0		1000	1614290000
ZRH 2.5/1 WS		1000	1614300000
ZEW 35		20	9540000000
SDIS SL 0.6X3.5X100		1	1274660000
DEK 5/5 MC NE WS	1000		1609801044
WS 10/5 MC NE WS	720		1635000000
DEK 5/5 MM WS	800		2007110000
WS 8/5 MM WS	800		2007150000



Spring connection with tension clamp technology (Z-Series)

Terminal blocks with electronic components

Universal range


A



ZDU 2.5-2/D+

2.5 mm²

Diode circuit



ZDU 2.5-2 0.EL

2.5 mm²

Diode circuit



Width/Height/Depth	mm
max. current / max. cond. cross-section	-/mm ²
Max. clamping range	mm ²

5.1 x 50.5 x 43.5	
/ 2.5	
0.05...2.5	

5.1 x 50.5 x 43.5	
/ 2.5	
0.05...2.5	

Technical data

Rated data	
Rated voltage	V
Max. voltage of clamp support & pluggable system	-
Rated current	A
for wire cross-section	mm ²
Rated impulse withstand voltage / Pollution severity	
Gauge to IEC 60947-1 / UL 94 flammability rating	
Approvals	
Clamped conductors (H05V/H07V)	
Solid / Stranded	mm ²
Flexible / Flexible with ferrule	mm ²
Stripping length / Blade size	mm/-
Note	

IEC 60947-7-1

IEC	UL	CSA	EN 60079-7
400	600	600	
1	1	1	
2.5	AWG 26...12	AWG 26...12	
6 kV / 3			
A2 / V-0			

CE ENEC ENEC ENEC ENEC ENEC

Rated connection	Plug-in connection
0.5...2.5	
0.5...2.5 / 0.5...1.5	
10 / 0.6 x 3.5 mm	

2.5 mm² flexible wires with wire-end ferrules are crimped with the Weidmüller PZ 6/5 crimping tool.

IEC 60947-7-1

IEC	UL	CSA	EN 60079-7
400			
1			
2.5			
6 kV / 3			
A2 / V-0			

CE ENEC

Rated connection	Plug-in connection
0.5...2.5	
0.5...2.5 / 0.5...1.5	
10 / 0.6 x 3.5 mm	

2.5 mm² flexible conductors with wire end ferrules are crimped with the Weidmüller PZ 6/5 crimping tool.

Ordering data

Version	dark beige dark beige (red LED) orange
Note	

Type	Qty.	Order No.
ZDU 2.5-2/D+	20	1779110000
Note		
Soldered diode: Type 1N 4007, reverse voltage 1000 V, current 1 A		

Type	Qty.	Order No.
ZDU 2.5-2 0.EL	20	1868870000
Note		

Accessories

Pluggable cross-connection	
	2-pole
	10-pole
End plate / Partition plate	
	Blue
	dark beige
End bracket	
	dark beige
Test adapter	
	With spigot
Screwdriver	
	Standard
Reducing sleeves	
	For conductors < 0.5 mm ² / AWG 20
	For conductors < 1.0 mm ² / AWG 18
Identification systems	
Cover	
	With lightning flash symbol

Type	current	Qty.	Order No.
ZQV 2.5/2		60	1608860000
ZQV 2.5/10	24 A	20	1608940000
ZAP/TW7		50	1706110000
ZEW 35		20	9540000000
SDIS SL 0.6X3.5X100		1	1274660000
ZRH 1.5H/1		1000	1678810000
ZRH 1.5H/2		1000	1678800000
DEK 5/5 MC NE WS		1000	1609801044
WS 14/5 MC NE WS		480	1768090000
DEK 5/5 MM WS		800	2007110000
WS 8/5 MM WS		800	2007150000


Type	current	Qty.	Order No.
ZQV 2.5/2		60	1608860000
ZQV 2.5/10	24 A	20	1608940000
ZAP/TW7		50	1706110000
ZEW 35		20	9540000000
SDIS SL 0.6X3.5X100		1	1274660000
ZRH 1.5H/1		1000	1678810000
ZRH 1.5H/2		1000	1678800000
DEK 5/5 MC NE WS		1000	1609801044
WS 14/5 MC NE WS		480	1768090000
DEK 5/5 MM WS		800	2007110000
WS 8/5 MM WS		800	2007150000

For detailed information on other accessories and application in the online catalogue


ZDU 2.5-2/D-

2.5 mm²

Diode circuit



5.1 x 50.5 x 43.5
/ 2.5
0.05...2.5



IEC 60947-7-1

IEC	UL	CSA	EN 60079-7
400	600	600	
1	1	1	
2.5	AWG 26...12	AWG 26...12	
	6 kV / 3		
	A2 / V-0		

CE

Rated connection	Plug-in connection
0.5...2.5	
0.5...2.5 / 0.5...1.5	
10 / 0.6 x 3.5 mm	

2.5 mm² flexible wires with wire-end ferrules are crimped with the Weidmüller PZ 6/5 crimping tool.


Type	Qty.	Order No.
ZDU 2.5-2/D-	20	1779000000
Soldered diode: Type 1N 4007, reverse voltage 1000 V, current 1 A		

Type	current	Qty.	Order No.
ZQV 2.5/2		60	1608860000
ZQV 2.5/10	24 A	20	1608940000
ZAP/TW7		50	1706110000
ZEW 35		20	9540000000
SDIS SL 0.6X3.5X100		1	1274660000
ZRH 1.5H/1		1000	1678810000
ZRH 1.5H/2		1000	1678800000
DEK 5/5 MC NE WS		1000	1609801044
WS 14/5 MC NE WS		480	1768090000
DEK 5/5 MM WS		800	2007110000
WS 8/5 MM WS		800	2007150000

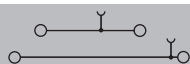
ZDK 2.5 EM

2.5 mm²

Double-level terminal



5.1 x 79.5 x 53
20 / 2.5
0.05...2.5



Ex e III
2 G D

IEC 60947-7-1

IEC	UL	CSA	EN 60079-7
500	300	300	275
20	15	25	18
2.5	AWG 26...14	AWG 26...12	2.5 mm ²
	6 kV / 3		
	A2 / V-0		

CE

KEMA97ATEX4677U

Rated connection	Plug-in connection
0.5...2.5	
0.5...2.5 / 0.5...2.5	
10 / 0.6 x 3.5 mm	

2.5 mm² flexible wires with wire-end ferrules are crimped with the Weidmüller PZ 6/5 crimping tool.

Type	Qty.	Order No.
ZDK 2.5 EM	50	1768800000
ZDK 2.5 OR	50	1694140000
Empty electronics enclosure for do-it-yourself soldering of components.		


Type	current	Qty.	Order No.
ZQV 2.5/2		60	1608860000
ZQV 2.5/10	24 A	20	1608940000
ZAP/TW ZDK2.5 BL		20	1748800000
ZAP/TW ZDK2.5		20	1674730000
ZEW 35		20	9540000000
ZTA 4		25	1688110000
SDIS SL 0.6X3.5X100		1	1274660000
ZRH 1.5H/1		1000	1678810000
ZRH 1.5H/2		1000	1678800000
DEK 5/5 MC NE WS		1000	1609801044
WS 12/5 MC NE WS		720	1609860000
DEK 5/5 MM WS		800	2007110000
WS 8/5 MM WS		800	2007150000

ZQV 2.5/1.5 (1720700000) connects the upper and lower layer.

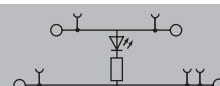
ZDK 2.5/LD RT/1

2.5 mm²

LED circuit



5.1 x 79.1 x 53
/ 2.5
0.05...2.5



IEC 60947-7-1

IEC	UL	CSA	EN 60079-7
24			
10			
2.5	AWG 26...14	AWG 26...12	
	/ 3		
	A2 / V-0		

CE

Rated connection	Plug-in connection
0.5...2.5	
0.5...2.5 / 0.5...1.5	
10 / 0.6 x 3.5 mm	

2.5 mm² flexible conductors with wire-end ferrules are crimped with the Weidmüller PZ 6/5 crimping tool.

Type	Qty.	Order No.
ZDK 2.5/LD RT/1	50	1690010000
Voltage on the continuous busbar = 10 A		

Type	current	Qty.	Order No.
ZQV 2.5/2		60	1608860000
ZQV 2.5/10	24 A	20	1608940000
ZAP/TW ZDK2.5		20	1674730000
ZEW 35		20	9540000000
SDIS SL 0.6X3.5X100		1	1274660000
ZRH 1.5H/1		1000	1678810000
ZRH 1.5H/2		1000	1678800000
DEK 5/5 MC NE WS		1000	1609801044
WS 10/5 MC NE WS		720	1635000000
DEK 5/5 MM WS		800	2007110000
WS 8/5 MM WS		800	2007150000



Spring connection with tension clamp technology (Z-Series)

Terminal blocks with electronic components

Universal range


A



ZDK 2.5/LD RT/2

2.5 mm²


LED circuit



ZDK 2.5/D/1

2.5 mm²

Diode circuit



Width/Height/Depth	mm
max. current / max. cond. cross-section	-/mm ²
Max. clamping range	mm ²

5.1 x 79.1 x 53	
/ 2.5	
0.05...2.5	

5.1 x 79.1 x 53	
/ 2.5	
0.05...2.5	

Technical data

Rated data	
Rated voltage	V
Max. voltage of clamp support & pluggable system	-
Rated current	A
for wire cross-section	mm ²
Rated impulse withstand voltage / Pollution severity	
Gauge to IEC 60947-1 / UL 94 flammability rating	
Approvals	
Clamped conductors (H05V/H07V)	
Solid / Stranded	mm ²
Flexible / Flexible with ferrule	mm ²
Stripping length / Blade size	mm/-
Note	

IEC 60947-7-1			
IEC	UL	CSA	EN 60079-7
24			
10			
2.5	AWG 26...14	AWG 26...12	
	/ 3		
	A2 / V-0		
CE			
Rated connection		Plug-in connection	
0.5...2.5			
0.5...2.5 / 0.5...1.5			
10 / 0.6 x 3.5 mm			
2.5 mm ² flexible conductors with wire-end ferrules are crimped with the Weidmüller PZ 6/5 crimping tool.			

IEC 60947-7-1			
IEC	UL	CSA	EN 60079-7
500	300	300	
10	15	10	
2.5	AWG 26...14	AWG 26...12	
	6 kV / 3		
	A2 / V-0		
CE			
Rated connection		Plug-in connection	
0.5...2.5			
0.5...2.5 / 0.5...1.5			
10 / 0.6 x 3.5 mm			
2.5 mm ² flexible wires with wire-end ferrules are crimped with the Weidmüller PZ 6/5 crimping tool.			

Ordering data

Version	
	dark beige
	dark beige (red LED)
	orange
Note	

Type	Qty.	Order No.
ZDK 2.5/LD RT/2	50	1693940000
Voltage on the continuous busbar = 10 A		

Type	Qty.	Order No.
ZDK 2.5/D/1	50	1690020000
Soldered diode: Type 1N 4007, reverse voltage 1000 V, current 1 A; current of continuous busbar = 10 A		

Accessories

Pluggable cross-connection	
	2-pole
	10-pole
End plate / Partition plate	
	Blue
	dark beige
End bracket	
	dark beige
Test adapter	
	With spigot
Screwdriver	
	Standard
Reducing sleeves	
	For conductors < 0.5 mm ² / AWG 20
	For conductors < 1.0 mm ² / AWG 18
Identification systems	
Cover	
	With lightning flash symbol

Type	current	Qty.	Order No.
ZQV 2.5/2		60	1608860000
ZQV 2.5/10	24 A	20	1608940000
ZAP/TW ZDK2.5		20	1674730000
ZEW 35		20	9540000000
SDIS SL 0.6X3.5X100		1	1274660000
ZRH 1.5H/1		1000	1678810000
ZRH 1.5H/2		1000	1678800000
DEK 5/5 MC NE WS		1000	1609801044
WS 10/5 MC NE WS		720	1635000000
DEK 5/5 MM WS		800	2007110000
WS 8/5 MM WS		800	2007150000


Type	current	Qty.	Order No.
ZQV 2.5/2		60	1608860000
ZQV 2.5/10	24 A	20	1608940000
ZAP/TW ZDK2.5		20	1674730000
ZEW 35		20	9540000000
SDIS SL 0.6X3.5X100		1	1274660000
ZRH 1.5H/1		1000	1678810000
ZRH 1.5H/2		1000	1678800000
DEK 5/5 MC NE WS		1000	1609801044
WS 10/5 MC NE WS		720	1635000000
DEK 5/5 MM WS		800	2007110000
WS 8/5 MM WS		800	2007150000

For detailed information on other accessories and application in the online catalogue

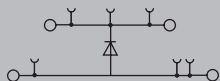
ZDK 2.5/D/2

2.5 mm²

Diode circuit



5.1 x 79.1 x 53
/ 2.5
0.05...2.5



IEC 60947-7-1

IEC	UL	CSA	EN 60079-7
500	300	300	
10	15	10	
2.5	AWG 26...14	AWG 26...12	
6 kV / 3 A2 / V-0			

CE

Rated connection	Plug-in connection
0.5...2.5	
0.5...2.5 / 0.5...1.5	
10 / 0.6 x 3.5 mm	

2.5 mm² flexible wires with wire-end ferrules are crimped with the Weidmüller PZ 6/5 crimping tool.

Type	Qty.	Order No.
ZDK 2.5/D/2	50	1690030000


Soldered diode: Type 1N 4007, reverse voltage 1000 V, current 1 A; current of continuous busbar = 10 A

Type	current	Qty.	Order No.
ZQV 2.5/2		60	1608860000
ZQV 2.5/10	24 A	20	1608940000
ZAP/TW ZDK2.5		20	1674730000
ZEW 35		20	9540000000
SDIS SL 0.6X3.5X100		1	1274660000
ZRH 1.5H/1	1000		1678810000
ZRH 1.5H/2	1000		1678800000
DEK 5/5 MC NE WS		1000	1609801044
WS 10/5 MC NE WS		720	1635000000
DEK 5/5 MM WS		800	2007110000
WS 8/5 MM WS		800	2007150000

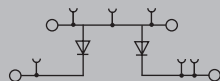
ZDK 2.5/D/4

2.5 mm²

Diode circuit



5.1 x 79.1 x 53
/ 2.5
0.05...2.5



IEC 60947-7-1

IEC	UL	CSA	EN 60079-7
500	300	300	
10	15	10	
2.5	AWG 26...14	AWG 26...12	
6 kV / 3 A2 / V-0			

CE

Rated connection	Plug-in connection
0.5...2.5	
0.5...2.5 / 0.5...1.5	
10 / 0.6 x 3.5 mm	

2.5 mm² flexible wires with wire-end ferrules are crimped with the Weidmüller PZ 6/5 crimping tool.

Type	Qty.	Order No.
ZDK 2.5/D/4	50	1690040000


Soldered diode: Type 1N 4007, reverse voltage 1000 V, current 1 A; current of continuous busbar = 10 A

Type	current	Qty.	Order No.
ZQV 2.5/2		60	1608860000
ZQV 2.5/10	24 A	20	1608940000
ZAP/TW ZDK2.5		20	1674730000
ZEW 35		20	9540000000
SDIS SL 0.6X3.5X100		1	1274660000
ZRH 1.5H/1	1000		1678810000
ZRH 1.5H/2	1000		1678800000
DEK 5/5 MC NE WS		1000	1609801044
WS 10/5 MC NE WS		720	1635000000
DEK 5/5 MM WS		800	2007110000
WS 8/5 MM WS		800	2007150000

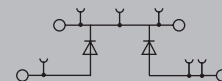
ZDK 2.5/D/5

2.5 mm²

Diode circuit



5.1 x 79.1 x 53
/ 2.5
0.05...2.5



IEC 60947-7-1

IEC	UL	CSA	EN 60079-7
500	300	300	
10	15	10	
2.5	AWG 26...14	AWG 26...12	
6 kV / 3 A2 / V-0			

CE

Rated connection	Plug-in connection
0.5...2.5	
0.5...2.5 / 0.5...1.5	
10 / 0.6 x 3.5 mm	

2.5 mm² flexible wires with wire-end ferrules are crimped with the Weidmüller PZ 6/5 crimping tool.

Type	Qty.	Order No.
ZDK 2.5/D/5	50	1690050000

Soldered diode: Type 1N 4007, reverse voltage 1000 V, current 1 A; current of continuous busbar = 10 A

Type	current	Qty.	Order No.
ZQV 2.5/2		60	1608860000
ZQV 2.5/10	24 A	20	1608940000
ZAP/TW ZDK2.5		20	1674730000
ZEW 35		20	9540000000
SDIS SL 0.6X3.5X100		1	1274660000
ZRH 1.5H/1	1000		1678810000
ZRH 1.5H/2	1000		1678800000
DEK 5/5 MC NE WS		1000	1609801044
WS 10/5 MC NE WS		720	1635000000
DEK 5/5 MM WS		800	2007110000
WS 8/5 MM WS		800	2007150000



Spring connection with tension clamp technology (Z-Series)

Terminal blocks with electronic components


Universal range

A

ZDK 2.5/D/6

2.5 mm²


Diode circuit



ZDK 4-2 EL

4 mm²

Double-level terminal



Width/Height/Depth	mm
max. current / max. cond. cross-section	-/mm ²
Max. clamping range	mm ²

5.1 x 79.1 x 53	
/ 2.5	
0.05...2.5	

6.1 x 77.6 x 60	
32 / 6	
0.13...6	

Technical data

Rated data	
Rated voltage	V
Max. voltage of clamp support & pluggable system	-
Rated current	A
for wire cross-section	mm ²
Rated impulse withstand voltage / Pollution severity	
Gauge to IEC 60947-1 / UL 94 flammability rating	
Approvals	
Clamped conductors (H05V/H07V)	
Solid / Stranded	mm ²
Flexible / Flexible with ferrule	mm ²
Stripping length / Blade size	mm/-
Note	

IEC 60947-7-1			
IEC	UL	CSA	EN 60079-7
500	300	300	
10	15	10	
2.5	AWG 26...14	AWG 26...12	
6 kV / 3			
A2 / V-0			
CE ENEC ENEC ENEC			
Rated connection		Plug-in connection	
0.5...2.5			
0.5...2.5 / 0.5...1.5			
10 / 0.6 x 3.5 mm			
2.5 mm ² flexible wires with wire-end ferrules are crimped with the Weidmüller PZ 6/5 crimping tool.			

IEC 60947-7-1			
IEC	UL	CSA	EN 60079-7
800	600		
32	25		
4	AWG 26...10		
8 kV / 3			
A3 / V-0			
CE ENEC ENEC			
Rated connection		Plug-in connection	
0.5...6			
0.5...4 / 0.5...4			
10 / 0.6 x 3.5 mm			

Ordering data

Version	
	dark beige
	dark beige (red LED)
	orange
Note	

Type	Qty.	Order No.
ZDK 2.5/D/6	50	1690060000
Soldered diode: Type 1N 4007, reverse voltage 1000 V, current 1 A; current of continuous busbar = 10 A		

Type	Qty.	Order No.
ZDK 4-2 EL	50	8709760000

Accessories

Pluggable cross-connection	
	2-pole
	10-pole
End plate / Partition plate	
	Blue
	dark beige
End bracket	
	dark beige
Test adapter	
	With spigot
Screwdriver	
	Standard
Reducing sleeves	
	For conductors < 0.5 mm ² / AWG 20
	For conductors < 1.0 mm ² / AWG 18
Identification systems	
Cover	
	With lightning flash symbol

Type	current	Qty.	Order No.
ZQV 2.5/2		60	1608860000
ZQV 2.5/10	24 A	20	1608940000
ZAP/TW ZDK2.5		20	1674730000
ZEW 35		20	9540000000
SDIS SL 0.6X3.5X100		1	1274660000
ZRH 1.5H/1		1000	1678810000
ZRH 1.5H/2		1000	1678800000
DEK 5/5 MC NE WS		1000	1609801044
WS 10/5 MC NE WS		720	1635000000
DEK 5/5 MM WS		800	2007110000
WS 8/5 MM WS		800	2007150000

Type	current	Qty.	Order No.
ZQV 4/2 GE	32 A	60	1608950000
ZQV 4/10 GE	32 A	20	1609030000
ZAP/TW ZDK4-2		50	8670760000
ZEW 35		20	9540000000
ZTA 6/ZA		25	1780660000
SDIS SL 0.6X3.5X100		1	1274660000
DEK 5/6 MM WS		600	2007120000
WS 8/6 MM WS		600	2007160000
ZAD 1/4		20	1609110000

For detailed information on other accessories and application in the online catalogue

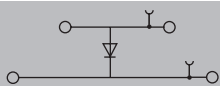
ZDK 4-2/D forward

4 mm²

Diode circuit



6.1 x 77.6 x 60
/ 6
0.13...6



IEC 60947-7-1

IEC	UL	CSA	EN 60079-7
800	600	600	
1	1	1	
4	AWG 26...10	AWG 26...10	
	8 kV / 3		
	A3 / V-0		

CE ENE PA

Rated connection	Plug-in connection
0.5...6 / 1.5...4	
0.5...4 / 0.5...4	
10 / 0.6 x 3.5 mm	

Type	Qty.	Order No.
ZDK 4-2/D forward	50	8670520000


Soldered diode: Type 1N 4007, reverse voltage 1000 V, current 1 A; current of continuous busbar = 10 A

Type	current	Qty.	Order No.
ZQV 4/2 GE	32 A	60	1608950000
ZQV 4/10 GE	32 A	20	1609030000
ZAP/TW ZDK4-2		50	8670760000
ZEW 35		20	9540000000
SDIS SL 0.6X3.5X100		1	1274660000
DEK 5/6 MC NE WS		1000	1609820000
DEK 5/6 MM WS		600	2007120000
WS 8/6 MM WS		600	2007160000

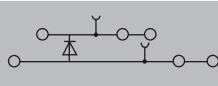
ZDK 2.5/3AN D2

4 mm²

Diode circuit



5.1 x 93 x 50.5
/ 4
0.05...4



IEC 60947-7-1

IEC	UL	CSA	EN 60079-7
500	300	300	
1	20	24	
4	AWG 30...12	AWG 30...12	
	6 kV / 3		
	A2 / V-0		

CE ENE PA

Rated connection	Plug-in connection
0.5...4 / 1.5...2.5	
0.5...2.5 / 0.21...2.5	
10 / 0.6 x 3.5 mm	

2.5 mm² flexible wires with wire-end ferrules are crimped with the Weidmüller PZ 6/5 crimping tool.

Type	Qty.	Order No.
ZDK 2.5/3AN D2	50	1924450000

Soldered diode: Type 1N 4007, reverse voltage 1000 V, current 1 A; current of continuous busbar = 10 A

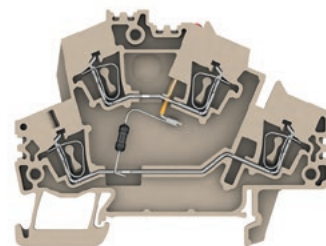
Type	current	Qty.	Order No.
ZQV 2.5/2		60	1608860000
ZQV 2.5/10	24 A	20	1608940000
ZAP/TW ZDK 2.5/3AN		20	1924910000
ZEW 35/2		20	8630740000
SDIS SL 0.6X3.5X100		1	1274660000
ZRH 1.5H/1		1000	1678810000
ZRH 1.5H/2		1000	1678800000
DEK 5/5 MC NE WS		1000	1609801044
WS 10/5 M MC NE WS		720	1792000000
DEK 5/5 MM WS		800	2007110000
WS 8/5 MM WS		800	2007150000

2.5 mm² wires with wire ferrules including the plastic collar only clampable with diameter-optimised collar (Order no. 1333100000, pack of 500).

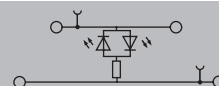
ZDK 2.5-2/LD 24 V UC

2.5 mm²

Diode circuit



5.1 x 72.5 x 53
10 / 2.5
0.05...2.5



IEC 60947-7-1

IEC	UL	CSA	EN 60079-7
24			
10			
2.5			
	/ 3		
	A2 / V-0		

EN

Rated connection	Plug-in connection
0.5...2.5	
0.5...2.5 / 0.5...2.5	
10 / 0.6 x 3.5 mm	

2.5 mm² flexible conductors with wire end ferrules are crimped with the Weidmüller PZ 6/5 crimping tool.


Type	Qty.	Order No.
ZDK 2.5-2/LD 24VUC	50	1905310000

Type	current	Qty.	Order No.
ZQV 2.5/2		60	1608860000
ZQV 2.5/10	24 A	20	1608940000
ZEW 35		20	9540000000
ZTA 4		25	1688110000
SDS 0.6X3.5X100		1	9008330000
ZRH 1.5H/1		1000	1678810000
ZRH 1.5H/2		1000	1678800000
DEK 5/5 MC NE WS		1000	1609801044
WS 10/15 MC NE WS		240	1854090000
DEK 5/5 MM WS		800	2007110000
WS 8/5 MM WS		800	2007150000



Spring connection with tension clamp technology (Z-Series)
Accessories – Electrical supply

Pluggable Cross-Connection ZQV



The time-saving, easy-to-use cross-connection comb for terminals, featuring tension clamp technology.

- **ZQV 2.5** as 2- to 10-pole combs and
- **ZQV 2.5N** as 2- to 10-pole combs and
- **ZQV 4** as 2- to 10-pole combs and
- **ZQV 6** as 2- to 4-pole combs and
- **ZQV 10, ZQV 16** and **ZQV 35** as 2-pole combs (bridges)
- **ZQV 35-10, ZQV 35-16** and **ZQV 16-10** used as a reducer cross-connector distributes current from terminals with larger cross-connections to terminals with smaller cross-section.

These versions come with complete shock protection.

However, please note that the rated voltage is reduced to 400 V when using cross-connections. This does not apply to terminals with a rated voltage below 400 V. Here the rated voltage of the used terminal is mandatory.

Breaking out contact elements

If one or more (max. 60 % for reasons of stability and temperature rise) of the contact elements are broken out of the cross-connections, terminals may be bypassed to suit the application.




Fitting and changing crossconnections

The fitting and changing of cross-connections is a trouble-free and fast operation:


- Insert the cross-connection into the cross-connection channel in the terminal...



... and press it fully home. (The cross-connection may not project from the channel.)




- Remove a cross-connection by simply prising it out with a screwdriver.



Shortening cross-connections


Cross-connections can be shortened in length using a suitable cutting tool, e.g. KT ZQV (order no. 9002170000). However, three contact elements must always be retained.




Caution:
 Contact elements must not be deformed!



Note:
 In the use of manually cut ZQV cross-connections and cross-connections with bare cut edges (>10 poles), the voltage reduces to 25 V.




ZEI 16 supply terminal



The ZEI 16 supply terminal can be used for supplying current up to a conductor cross-section of 25 mm². Standard cross-connections then distribute the current to any number of terminals with a smaller cross-sectional area.

The following tables show a number of options for distributing current at the supply point, together with corresponding cross-connections and the maximum current.

Integrated partition plate




Output possible on left and right




Output options and corresponding cross-connections

Feed terminal	Output terminal	Cross-connection	Supply left	Supply right
ZEI 16	ZDU 2.5	ZQV 2.5	•	•
	ZDU 2.5 3AN	ZQV 2.5	•	•
	ZDU 2.5 4AN	ZQV 2.5	•	•
	ZDU 2.5 N	ZQV 2.5	•	•
	ZDU 2.5 N/3AN	ZQV 2.5	•	•
	ZDU 2.5N /4AN	ZQV 2.5	•	•
	ZDU 4	ZQV 4	•	•
	ZDU 4 3AN	ZQV 4	•	• ¹⁾
	ZDU 4 4AN	ZQV 4	•	• ¹⁾
	ZDU 6	ZQV 6	•	•
	ZDU 6 3AN	ZQV 6	•	•
	ZTR 2.5	ZQV 2.5	• ²⁾	• ²⁾
	ZTR 2.5 3AN	ZQV 2.5	• ²⁾	• ²⁾
ZTR 2.5 4AN	ZQV 2.5	•	•	
Feed terminal	Output terminal	Cross-connection	Supply left	Supply right
ZEI 6	ZDU 1.5	ZQV 1.5	•	•
	ZDU 1.5 3AN	ZQV 1.5	•	•
	ZDU 1.5 4AN	ZQV 1.5	•	•


1) mit IEPL 2) mit QVAR 3) second pole must be broke out



$$I_{max} = \sum I_n \text{ (left)}$$



$$I_{max} = \sum I_n \text{ (left)} + \sum I_n \text{ (right)}$$



$$I_{max} = \sum I_n \text{ (right)}$$

Maximum current flow I_{max} only with ZEI 16

Feed terminal	Cross-connection	Supply conductor cross-section area	Supply left or right	Supply middle
ZDU 2.5	ZQV 2.5	16 mm ²	48 A	76 A
		25 mm ²	48 A	89 A
ZDU 2.5/4AN	ZQV 2.5	16 mm ²	48 A	76 A
		25 mm ²	48 A	89 A
ZDU 4	ZQV 4	16 mm ²	64 A	76 A
		25 mm ²	66 A	100 A
ZDU 6	ZQV 6	16 mm ²	76 A	76 A
		25 mm ²	82 A	100 A



Spring connection with tension clamp technology (Z-Series)
Accessories - Electrical supply

Supply with standard terminals

According to IEC 60204-1 and IEC 60 439-1, when reducing the conductors within distribution boards and controllers, protective devices for cables and conductors can be installed up to a maximum of 3 meters away from the supply side and need not be positioned at the beginning of the supply side. The conductor before the output fuse must be routed to make it "short-circuit proof".

Supply on the left



Supply on the right



Supply options and corresponding cross-connections


Supply terminals		on the left													
		2.5 mm ²						4 mm ²			6 mm ²				
Output terminals on the right		ZDU	ZDU 3AN	ZDU 4AN	ZDU N	ZDU N/3AN	ZDU N/4AN	ZTR	ZTR 3AN	ZTR 4AN	ZDU	ZDU 3AN	ZDU 4AN	ZDU	ZDU 3AN
1.5 mm ²	ZDU	• ¹⁾								• ¹⁾					
	ZDU 3AN	•		• ¹⁾						• ¹⁾	•				
	ZDU 4AN	•		• ¹⁾						• ¹⁾	•				
2.5 mm ²	ZDU										•	• ¹⁾	• ¹⁾	• ³⁾	• ¹⁾
	ZDU 3AN										• ²⁾	• ²⁾	• ²⁾	• ²⁾	• ²⁾
	ZDU 4AN										•	• ¹⁾	• ¹⁾	•	• ¹⁾
	ZDU N										•	• ¹⁾	• ¹⁾	•	• ¹⁾
	ZDU N/3AN										• ²⁾	• ²⁾	• ²⁾	• ²⁾	• ²⁾
	ZDU N/4AN										•	• ¹⁾	• ¹⁾	•	• ¹⁾
	ZTR										• ²⁾	• ²⁾	• ²⁾	• ²⁾	• ²⁾
ZTR 3AN										• ²⁾	• ²⁾	• ²⁾	• ²⁾	• ²⁾	
ZTR 4AN										•	•	• ¹⁾	•	• ¹⁾	
4 mm ²	ZDU														•
	ZDU 3AN														•
	ZDU 4AN														•

Supply terminals		on the right													
		2.5 mm ²						4 mm ²			6 mm ²				
Output terminals on the left		ZDU	ZDU 3AN	ZDU 4AN	ZDU N	ZDU N/3AN	ZDU N/4AN	ZTR	ZTR 3AN	ZTR 4AN	ZDU	ZDU 3AN	ZDU 4AN	ZDU	ZDU 3AN
1.5 mm ²	ZDU	•	• ²⁾					• ²⁾	• ²⁾						•
	ZDU 3AN	•	• ²⁾					• ²⁾	• ²⁾						•
	ZDU 4AN	• ¹⁾	• ²⁾					• ²⁾	• ²⁾					• ¹⁾	•
2.5 mm ²	ZDU										•	•	•	• ³⁾	•
	ZDU 3AN										• ²⁾	• ²⁾	• ²⁾	• ²⁾	• ²⁾
	ZDU 4AN										• ¹⁾	• ¹⁾	• ¹⁾	• ¹⁾	• ¹⁾
	ZDU N										•	•	•	•	•
	ZDU N/3AN										• ²⁾	• ²⁾	• ²⁾	• ²⁾	• ²⁾
	ZDU N/4AN										• ¹⁾	• ¹⁾	• ¹⁾	• ¹⁾	• ¹⁾
	ZTR										• ²⁾	• ²⁾	• ²⁾	• ²⁾	• ²⁾
ZTR 3AN										• ²⁾	• ²⁾	• ²⁾	• ²⁾	• ²⁾	
ZTR 4AN										• ¹⁾	• ¹⁾	• ¹⁾	• ¹⁾	•	
4 mm ²	ZDU														•
	ZDU 3AN														•
	ZDU 4AN														•


1) with IEPL
 2) with QVAR
 3) Maximum current value at the smallest cross-section:
 - ZDU 6 with ZQV 2.5/3 on ZDU 2.5 : 55A
 - ZDU 6 with ZQV 2.5/4 on ZDU 2.5 : 57 A

Possible combinations

In one cross-connection channel



In two cross-connection channel



Possible cross-connections of terminals of the same type with corresponding cross-connections

Terminal type	Crosssection	Cross-connection	single	adjacent	bridging	chain bridge	parallel bridging	parallel lengthening
Standard terminals	mm ²							
ZDU 1.5 ...	1.5	ZQV 1.5	•	•	•	•		
ZDK 1.5	1.5	ZQV 1.5	•	•	•			
ZDK 1.5 V	1.5	ZQV 1.5	•	•	•	oben nicht brückbar		
ZDK 1.5 DU-PE	1.5	ZQV 1.5	•	•	•	unten nicht brückbar		
ZRV 1.5 ...	1.5	ZQV 1.5	•	•	•			
ZDU 2.5	2.5	ZQV 2.5	•	•	•	•		
ZDU 2.5 / 3 AN	2.5	ZQV 2.5	•	•	•			
ZDU 2.5 / 4 AN	2.5	ZQV 2.5	•	•	•			
ZDU 2.5N ...	2.5	ZQV 2.5	•	•	•	•		
ZDUA 2.5-2 ...	2.5	ZQV 2.5N	•	•	•			
ZDK 2.5 ...	2.5	ZQV 2.5	•	•	•			
ZDK 2.5 ... PE	2.5	ZQV 2.5	•	•	•	unten nicht brückbar		
ZDK 2.5-2 ...	2.5	ZQV 2.5	•	•	•			
ZDKPE 2.5-2/ ...	2.5	ZQV 2.5	•	•	•			
ZDLD 2.5 ...	2.5	ZQV 2.5	•	•	•			
ZVLD 2.5	2.5	ZQV 2.5	•	•	•			
ZTR 2.5 ...	2.5	ZQV 2.5	•	•	•			
ZTR 2.5-2	2.5	ZQV 2.5	•	•	•	•		
ZTTR 2.5	2.5	ZQV 2.5N	•	•	•	•		
ZDTR 2.5	2.5	ZQV 2.5N	•	•	•			
ZSI 2.5	2.5	ZQV 6	•	•	•			
ZSI 2.5 2x2AN	2.5	ZQV 4	•	•	•			
ZSI 2.5/2	2.5	ZQV 2.5	•	•	•			
ZT 2.5 ...	2.5	ZQV 2.5N	•	•	•	•		
ZT 2.5/4AN/4	2.5	ZQV 2.5N	•	•	•			
ZP 2.5 ... QV	2.5	ZQV 2.5N	•	•	•			
ZRV 2.5 ...	2.5	ZQV 2.5/...	•	•	•			
ZDU 4 ...	4		•	•	•			
ZDK 4-2 ...	4		•	•	•			
ZDK 4-2 V	4		•	•	•	oben nicht brückbar		
ZDK 4-2 ... PE	4		•	•	•	unten nicht brückbar		
ZT 4 ...	4		•	•	•	•		
ZDU 6	6		•	•	•			
ZDU 6-2 ...	6		•	•	•			
ZSI 6-2 ...	6		•	•	•			
ZTR 6-2	6		•	•	•			
ZDU 10 ...	10		•			•		
ZPE 10 ...	10		•			•		
ZDU 16	16		•			•		
ZPE 16	16		•			•		
ZDU 35	35		•			•		
ZPE 35	35		•			•		



Spring connection with tension clamp technology (Z-Series)
Accessories - Electrical supply

Universal range

A



Cross-connections according to dimensions

ZQV 1.5



Technical data	
current / current	A
Ordering data	
1-pin	
2-pin	
3-pin	
4-pin	
5-pin	
6-pin	
7-pin	
8-pin	
9-pin	
10-pin	
20-pin	
24-pin	
Note	

17.5 / 17.5		
Type	Qty.	Order No.
ZQV 1.5/2	60	1776120000
ZQV 1.5/3	60	1776130000
ZQV 1.5/4	60	1776140000
ZQV 1.5/5	20	1776150000
ZQV 1.5/10	20	1776200000
Note		

ZQV 2.5



24 /		
Type	Qty.	Order No.
ZQV 2.5/2	60	1608860000
ZQV 2.5/3	60	1608870000
ZQV 2.5/4	60	1608880000
ZQV 2.5/5	20	1608890000
ZQV 2.5/6	20	1608900000
ZQV 2.5/7	20	1608910000
ZQV 2.5/8	20	1608920000
ZQV 2.5/9	20	1608930000
ZQV 2.5/10	20	1608940000
ZQV 2.5/20	20	1908960000
Note		

ZQV 4



32 / 32		
Type	Qty.	Order No.
ZQV 4/2 GE	60	1608950000
ZQV 4/3 GE	60	1608960000
ZQV 4/4 GE	60	1608970000
ZQV 4/5 GE	20	1608980000
ZQV 4/6 GE	20	1608990000
ZQV 4/7 GE	20	1609000000
ZQV 4/8 GE	20	1609010000
ZQV 4/9 GE	20	1609020000
ZQV 4/10 GE	20	1609030000
ZQV 4/20 GE	20	1909010000
Note		

Cross-connections according to dimensions

ZQV 35-10

Reducing cross-connection



Technical data	
current / current	A
Ordering data	
1-pin	
2-pin	
3-pin	
4-pin	
5-pin	
6-pin	
7-pin	
8-pin	
9-pin	
10-pin	
20-pin	
24-pin	
Note	

57 / 105		
Type	Qty.	Order No.
ZQV 35-10	10	7920100000
Note		

ZQV 2.5N



24 / 24		
Type	Qty.	Order No.
ZQV 2.5N/2 GE	60	1693800000
ZQV 2.5N/3 GE	60	1693810000
ZQV 2.5N/4 GE	60	1693820000
ZQV 2.5N/5 GE	20	1693830000
ZQV 2.5N/6 GE	20	1693840000
ZQV 2.5N/7 GE	20	1693850000
ZQV 2.5N/8 GE	20	1693860000
ZQV 2.5N/9 GE	20	1693870000
ZQV 2.5N/10 GE	20	1693880000
Note		

ZQB 2.5




24 / 24		
Type	Qty.	Order No.
ZQB 2.5-2	50	1677120000
Note		

ZQV 6



41 / 41		
Type	Qty.	Order No.
ZQV 6/2 GE	60	1627850000
ZQV 6/3 GE	60	1627860000
ZQV 6/4 GE	60	1627870000
ZQV 6/24 GE	10	1908990000

ZQV 10/2



57 /		
Type	Qty.	Order No.
ZQV 10/2	25	1739680000

Only with use of 2 dummy cables

ZQV 16/2



76 / 76		
Type	Qty.	Order No.
ZQV 16/2	25	1739690000

Only with use of 2 dummy cables

ZQV 35/2



105 / 105		
Type	Qty.	Order No.
ZQV 35/2	10	1739700000

ZQS 2.5



/ 10		
Type	Qty.	Order No.
ZQS 2.5/2	20	1633200000
ZQS 2.5/3	20	1633210000
ZQS 2.5/4	20	1633220000
ZQS 2.5/5	20	1633230000

ZVQ 2.5/1.5



/ 23		
Type	Qty.	Order No.
ZVQ 2.5/1.5	50	1720700000



Spring connection with tension clamp technology (Z-Series)

Accessories - test/check

Test adapter

The ZTA snap-on test adapter is used as an individual slice and also as a test adapter strip for measurements. The test adapter simply clips onto the terminal and thus guarantees reliable contact with the live busbar.

Dimensions	
Width / Length / Height	mm
Stripping length	mm
Rated data	
Rated voltage	V
Rated current	A
for wire cross-section	mm ²
Clamped conductors (H05V/H07V)	
Solid / Stranded	mm ²
Flexible / Flexible with ferrule	mm ²
Ordering data	
	1-pin
	with snap-in pegs
Note	

ZTA 1

For terminal width 5.1 mm



Width / Length / Height	mm	5.1 / / 31.5
Stripping length	mm	6
Rated data		
Rated voltage	V	
Rated current	A	9
for wire cross-section	mm ²	1.5
Clamped conductors (H05V/H07V)		
Solid / Stranded	mm ²	0.5...1.5
Flexible / Flexible with ferrule	mm ²	0.5...1.5 / 0.5...1.5
Ordering data		
	Qty.	Order No.
ZTA 1	25	1609040000
ZTA 1/ZA	25	1609050000
Note		

ZTA 2

For terminal width 6.1 mm



Width / Length / Height	mm	6.1 / / 31.5
Stripping length	mm	6
Rated data		
Rated voltage	V	
Rated current	A	9
for wire cross-section	mm ²	1.5
Clamped conductors (H05V/H07V)		
Solid / Stranded	mm ²	0.5...1.5
Flexible / Flexible with ferrule	mm ²	0.5...1.5 / 0.5...1.5
Ordering data		
	Qty.	Order No.
ZTA 2 ZDU4	25	1609060000
ZTA 2/ZA ZDU4	25	1609070000
Note		

ZTA 3

For terminal width 8.1 mm



Width / Length / Height	mm	8.1 / / 31.5
Stripping length	mm	6
Rated data		
Rated voltage	V	
Rated current	A	9
for wire cross-section	mm ²	1.5
Clamped conductors (H05V/H07V)		
Solid / Stranded	mm ²	0.5...1.5
Flexible / Flexible with ferrule	mm ²	0.5...1.5 / 0.5...1.5
Ordering data		
	Qty.	Order No.
ZTA 3 ZDU6	25	1654050000
Note		

Test adapter

The ZTA snap-on test adapter is used as an individual slice and also as a test adapter strip for measurements. The test adapter simply clips onto the terminal and thus guarantees reliable contact with the live busbar.

Dimensions	
Width / Length / Height	mm
Stripping length	mm
Rated data	
Rated voltage	V
Rated current	A
for wire cross-section	mm ²
Clamped conductors (H05V/H07V)	
Solid / Stranded	mm ²
Flexible / Flexible with ferrule	mm ²
Ordering data	
	1-pin
	with snap-in pegs
Note	

ZTA 6

For terminal width 6.1 mm



Width / Length / Height	mm	6.1 / / 31.5
Stripping length	mm	6
Rated data		
Rated voltage	V	
Rated current	A	17.5
for wire cross-section	mm ²	1.5
Clamped conductors (H05V/H07V)		
Solid / Stranded	mm ²	0.5...1.5
Flexible / Flexible with ferrule	mm ²	0.75...1.5 / 0.5...1.5
Ordering data		
	Qty.	Order No.
ZTA 6/ZA	25	1780660000
Note		

ZTA 7

For terminal width 8.1 mm



Width / Length / Height	mm	8.1 / / 31.5
Stripping length	mm	6
Rated data		
Rated voltage	V	
Rated current	A	9
for wire cross-section	mm ²	1.5
Clamped conductors (H05V/H07V)		
Solid / Stranded	mm ²	0.5...1.5
Flexible / Flexible with ferrule	mm ²	0.5...1.5 / 0.5...1.5
Ordering data		
	Qty.	Order No.
ZTA 7/ZA	25	1780670000
Note		

ZTA ZT2.5

For terminal width 5.1 mm



Width / Length / Height	mm	5.1 / / 20
Stripping length	mm	10
Rated data		
Rated voltage	V	
Rated current	A	17.5
for wire cross-section	mm ²	1
Clamped conductors (H05V/H07V)		
Solid / Stranded	mm ²	0.5...1
Flexible / Flexible with ferrule	mm ²	0.5...1
Ordering data		
	Qty.	Order No.
ZTA ZT2.5	25	1827080000
ZTA ZT2.5/ZA	25	1847600000
Note		



ZTA 4

For terminal width 5.1 mm



5.1 / 31		
10		
11		
1.5		
0.5...1.5		
0.5...1.5 / 0.5...1.5		
Type	Qty.	Order No.
ZTA 4	25	1688110000

ZTA 5

For terminal width 3.5 mm



3.5 / 20		
10		
13.5		
1		
0.5...1		
0.5...1 / 0.5...1		
Type	Qty.	Order No.
ZTA 5	25	1776210000
ZTA 5/ZA	25	1776220000

ZTA ZVLD



5.1 / 68.72		
6		
6		
1.5		
0.5...1.5		
0.75...1.5 / 0.5...1.5		
Type	Qty.	Order No.
ZTA ZVLD	10	1210390000
ZTA ZVLD/ZA	50	1271870000

Test plug

The test points for the PS 2.3 and PS 2.0 test plugs are available for most Z-Series terminals. Quick measurements can be made by inserting the test plug into the opening provided.

Technical data	
current / current	-
Ordering data	Test plug
Note	

PS

Plug diameter 2.0 mm



Type	Qty.	Order No.
PS 2.0 OR	20	0293800000

PS 2.3 RT

Plug diameter 2.3 mm



Type	Qty.	Order No.
PS 2.3 RT	20	0180400000





PS ZQV test probes

PS ZQV



- Safe and hand-free measuring of terminals
- Insert into the ZQV contact
- Very flexible silicone safety-measurement cables connect to any measurement instrument.



Technical data

Rated voltage	
Max. voltage of clamp support & pluggable system	
Weight	
Note	

Test probes	
1000 V	
1000 V	
For Feed-through terminals with a pitch of 3.5mm to 8mm.	

Ordering data

Version	
Note	

Type	Qty.	Order No.
PS_ZQV_SET	1	1116710000
PS_ZQV	1	1121740000
1x measuring probe red, 1x measuring probe black.		

Reducing sleeves

The use of reducing sleeves simplifies the connection of conductors with smaller cross-sections. Conductors can be reliably inserted into the center of the clamping point without the strands fraying.

Technical data		
Product type		
Ordering data		
	0,13...0,2 mm ² , white	
	0,25...0,5 mm ² , grey	
	0,75...1,0 mm ² , dark grey	
Note		

ZRH 1.5 S



Reducing sleeve			
Type	Qty.	Order No.	
ZRH 1.5S/1	500	1781950000	
Packaged in sets of 100 x 10-pole strips			

ZRH 1.5 H



Reducing sleeve			
Type	Qty.	Order No.	
ZRH 1.5H/1	1000	1678810000	
ZRH 1.5H/2	1000	1678800000	
Packaged in sets of 100 x 10-pole strips			

ZRH 1.5 N



Reducing sleeve			
Type	Qty.	Order No.	
ZRH 1.5N/1	1000	1632140000	
ZRH 1.5N/2	1000	1632130000	
Packaged in sets of 100 x 10-pole strips			

ZRH 2.5



Reducing sleeve			
Type	Qty.	Order No.	
ZRH 2.5/1 WS	1000	1614300000	
ZRH 2.5/2 GR/VO	1000	1614290000	
ZRH 2.5/3	1000	1614280000	
Packaged in sets of 100 x 10-pole strips			

ZRH 4



Reducing sleeve			
Type	Qty.	Order No.	
ZRH 4/1 WS	1000	1636640000	
Packaged in sets of 100 x 10-pole strips			

Label

The BZT marking tags enable you to label the middle of the marking channel with the WS 10/5 tags. The marking tags can be put together with pins in order to achieve the greatest degree of stability.

Technical data	
Product type	
Ordering data	
	one-sided, without peg
	one-sided, with peg
	two-sided, without peg
Note	

BZT 1/BZT 2

Tag carriers



Marker holder			
Type	Qty.	Order No.	
BZT 1 WS 10/5	100	1805490000	
BZT 1 ZA WS 10/5	100	1805520000	
BZT 2 WS 10/5	100	1805480000	

Additional connection

The contact element is placed in the cross-section channel and the latch clip in the screwdriver channel. It should then be pressed down until the end stop. The pitch spacing is 6 mm. Therefore only every other terminal can be occupied.

Dimensions	
Width / Length / Height	mm
Stripping length	-
Rated data	
Rated voltage	V
Rated current	A
for wire cross-section	mm ²
Rated impulse withstand voltage	-
Pollution severity	-
Ordering data	
	with snap-in pegs
Note	

ZZA 2.5



Dimensions			
Width / Length / Height	mm	6.1 / 21-50	
Stripping length	-		
Rated data			
Rated voltage	V	400	
Rated current	A	17.5	
for wire cross-section	mm ²	2.5	
Rated impulse withstand voltage	-	6 kV	
Pollution severity	-	3	
Ordering data			
Type	Qty.	Order No.	
ZZA 2.5	50	1646690000	
ZZA 2.5/ZA	50	1649350000	
Note			

Component plug

The component plug is used for fitting electronic components. If needed, the BZS 1 can be snapped on to the upper or lower cross-connection channel on the ZDK 2.5 tension-clamp terminals.

Dimensions	
Width / Length / Height	mm
Stripping length	-
Rated data	
Rated voltage	V
Rated voltage with LED	-
Rated current	A
Rated current with LED	-
Rated impulse withstand voltage	-
Pollution severity	-
Ordering data	
	for holding 2 LEDs
Note	


ZBS



Dimensions			
Width / Length / Height	mm	10 / 22.3	
Stripping length	-		
Rated data			
Rated voltage	V	250	
Rated voltage with LED	-	30 V	
Rated current	A	6	
Rated current with LED	-	1:00 AM	
Rated impulse withstand voltage	-	4 kV	
Pollution severity	-	3	
Ordering data			
Type	Qty.	Order No.	
ZBS1 FD SET	10	1764550000	
Note			



SIHA fuse holder



For 5 x 20 G-fuse cartridges

The SIHA fuse holder converts a simple disconnect terminal into a fuse terminal in next to no time. Simply remove the isolating lever and insert the fuse plug.

- Simple handling - no tools required
- Housing made of Wemid (V0)
- Rated current 6.3 A
- 1.6 W power loss to DIN VDE 0611-6 at 23 °C ambient temperature (also for 1.5 times rated current - composite arrangement)

- Even fits on 5 mm wide terminals when fitted in offset arrangement




- Marking position for Dekafix 5 and space for the E-Fix self-adhesive label, size 8/20



1. Open fuse holder with fingers or screwdriver.



2. Press out old fuse.



3. Position new fuse.




4. Press fuse holder together again with fingers or screwdriver.

SIHA 3



without LED		Qty.	Order No.
SIHA3/G20	400 V	1	7921560000
with LED (red)			
SIHA3/G20	10 - 36 V	1	7921570000
	35 - 70 V	1	7921580000
	60 - 150 V	1	7921590000
	140 - 250 V	1	7921600000
For test-disconnect terminals versions			
ZTR 2.5/4 AN			
ZTR 2.5...			
ZTR 2.5-2			

SIHA STRAP



with strap		Qty.	Order No.
SIHA STRAP		20	9537680000

- Connector for "retro-fit" assembly
- Receptacle in the terminal is the marking position
 - Integrated marking position on the strap
 - Slots into fuse holder either on the left or on the right

Component isolating plugs



Fuse carrier ZST 1

The ZST 1 fuse-carrier can hold 6 device fuses (5 x 20 or 5 x 25 mm) which are available to be used during servicing work.

Ordering data
Note

ZST 1




Type	Qty.	Order No.
ZST 1	25	1269070000

Accessories holder ZST

The ZST group carrier is used for temporary "parking" of test plugs, cross-connections and fuses which are used during service work. The group carrier can be snapped on to the end of a terminal strip or to the TS 35 rail.

Ordering data
Note

ZST




Type	Qty.	Order No.
ZST	10	1678680000

Component plug (up to 250 V)

- Can be reversed

Ordering data
without
with wire jumper
with 1N4007 diode
Note

BEST



Type	Qty.	Order No.
BEST	50	1833100000
BEST/DRBR	50	1878570000
BEST/D	50	1878560000

Disconnect plug

Ordering data
yellow
Note

TNST



Type	Qty.	Order No.
TNST	50	1833090000

